

## Vermont Immunization Registry

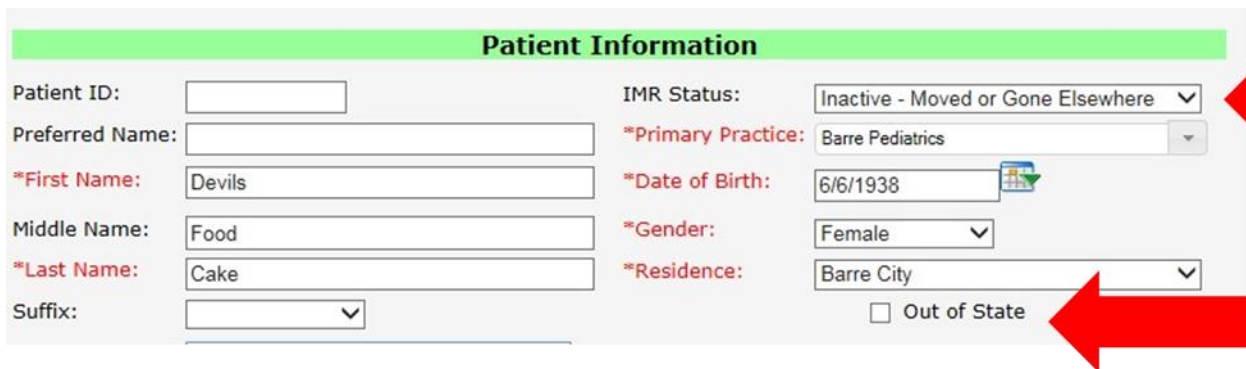
IMR Reports are valuable quality control tools for Vermont primary practices. Tools like the Vaccine Coverage Report help providers assess their entire practice, not just a single patient. This is possible because the IMR links patients to the practice where their last immunization was given.

When a patient moves away or stops coming to you for care, they must still appear on your reports. To keep your rates accurate, you will need to indicate when someone is no longer your patient. It takes only a few seconds per record. Here's How:

### When a patient has moved or gone elsewhere, but you do not know where:

Select **Inactive-Moved** or **Gone Elsewhere** in the IMR status field and **save**.

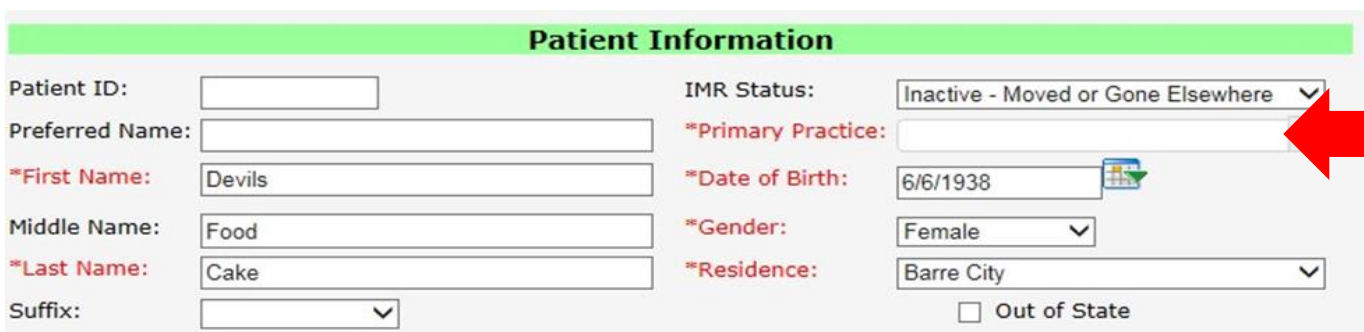
If it is known that the patient has moved out of state, please check the Out of State box too.



**Patient Information**

Patient ID:	<input type="text"/>	IMR Status:	Inactive - Moved or Gone Elsewhere <input type="text"/>
Preferred Name:	<input type="text"/>	*Primary Practice:	Barre Pediatrics <input type="text"/>
*First Name:	Devils <input type="text"/>	*Date of Birth:	6/6/1938 <input type="text"/>
Middle Name:	Food <input type="text"/>	*Gender:	Female <input type="text"/>
*Last Name:	Cake <input type="text"/>	*Residence:	Barre City <input type="text"/>
Suffix:	<input type="text"/>	<input type="checkbox"/>	Out of State

When you choose **save** you will notice your practice name is removed from the **Practice** field.



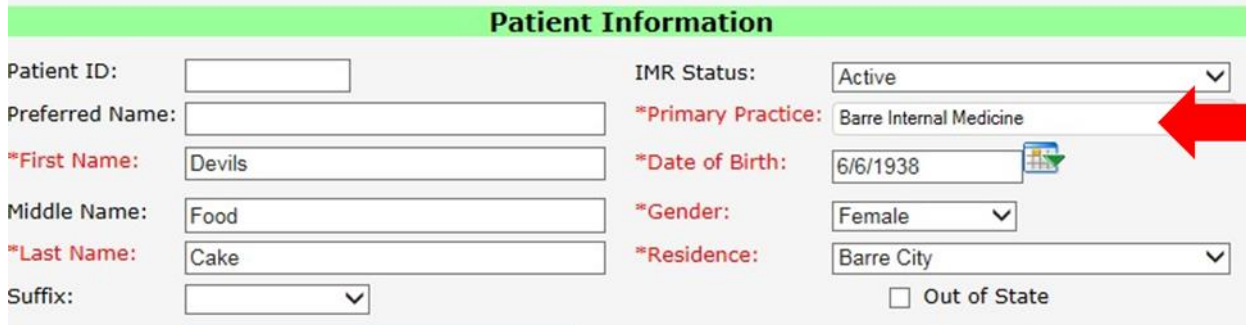
**Patient Information**

Patient ID:	<input type="text"/>	IMR Status:	Inactive - Moved or Gone Elsewhere <input type="text"/>
Preferred Name:	<input type="text"/>	*Primary Practice:	<input type="text"/>
*First Name:	Devils <input type="text"/>	*Date of Birth:	6/6/1938 <input type="text"/>
Middle Name:	Food <input type="text"/>	*Gender:	Female <input type="text"/>
*Last Name:	Cake <input type="text"/>	*Residence:	Barre City <input type="text"/>
Suffix:	<input type="text"/>	<input type="checkbox"/>	Out of State

# Not My Patient: How to Use Patient Status Variable

May 2020

If a patient has moved to another VT practice, and you know that information, you may change the **Primary Practice** name from your practice to the new practice. Start typing in the Primary Practice field and the name will smart fill. Then click **save**.



**Patient Information**

Patient ID:	<input type="text"/>	IMR Status:	Active <input type="text"/>
Preferred Name:	<input type="text"/>	*Primary Practice:	Barre Internal Medicine <input type="text"/>
*First Name:	Devis <input type="text"/>	*Date of Birth:	6/6/1938 <input type="text"/>
Middle Name:	Food <input type="text"/>	*Gender:	Female <input type="text"/>
*Last Name:	Cake <input type="text"/>	*Residence:	Barre City <input type="text"/>
Suffix:	<input type="text"/>		<input type="checkbox"/> Out of State

**TIP:** Many practices find it works well to do this patient management once a year. The IMR can provide you with a list of patients who have not received any immunizations in a long time-this can be a help in finding people who are no longer part of your practice.

Please feel free to contact us anytime with questions by email ([IMR@vermont.gov](mailto:IMR@vermont.gov)) or by phone toll free at 888-688-4667.

Thank you for your support of the Vermont Immunization Registry!