

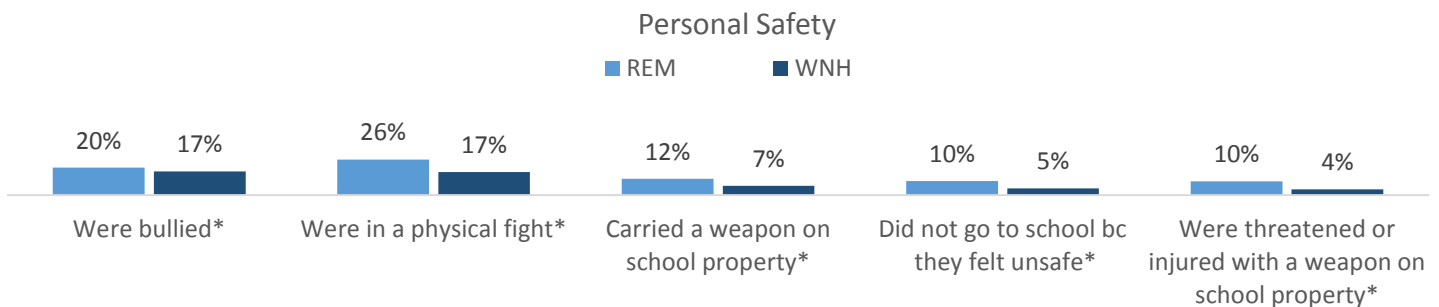
# Racial and Ethnic Minority Health High School Data Brief 2015 Vermont Youth Risk Behavior Survey

## Background

The Youth Risk Behavior Survey allows us to look at health disparities among minority populations. Race/ethnicity is measured with two questions: Are you Hispanic or Latino? and What is your race?, with minority students defined as those who reported being Black, Hispanic/Latino, American Indian/Alaskan Native, Asian, Native Hawaiian/ Pacific Islander, or multiple races. In 2015, 16% of high school students, grades 9-12, identified themselves as a racial or ethnic minority.

## Personal and School Safety

Minority students are about twice as likely as White, non-Hispanic students to report carrying a weapon on school property, not attending school because felt unsafe in the last month, or being threatened/injured with a weapon on school property in the last year. Differences by race for bullying in the last month and being in a physical fight in the last year are smaller, but still statistically significant.

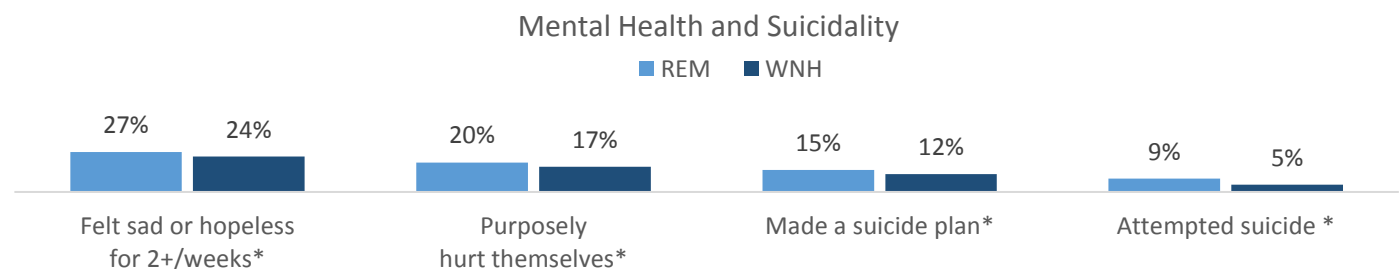


## Interpersonal Dating and Sexual Violence

Racial and ethnic minority students are about twice as likely as other high school students to report being hurt physically by someone they were dating in the past year (16% vs. 8%) or to have ever been forced to have sexual intercourse during their lifetime (11% vs. 6%). Both physical violence and forced sexual intercourse differ significantly by race and ethnicity.

## Mental Health and Suicidality

Racial and ethnic minority students in grades 9-12 are significantly more likely to report feeling sad for two weeks in a row or to hurt themselves on purpose compared to white, non-Hispanic students. Likewise, racial and ethnic minority students are more likely to report making a suicide plan and nearly two times as likely to report a suicide attempt in the past year, compared to White, non-Hispanic students.

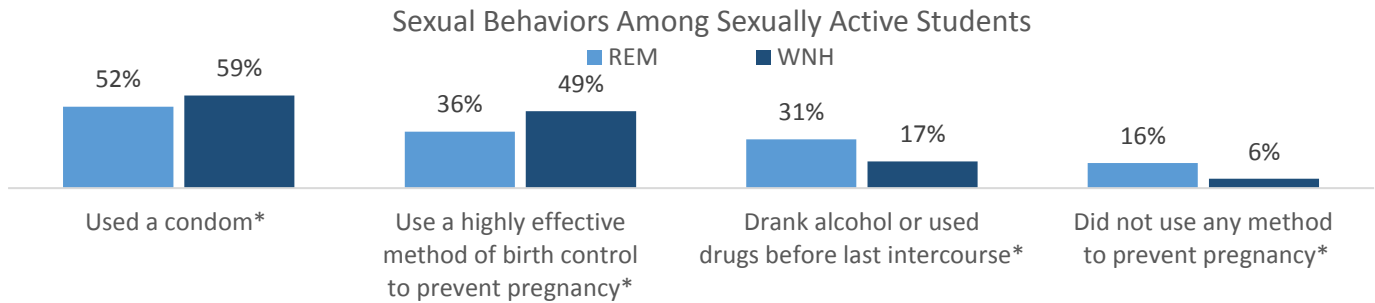


\*Racial and ethnic minority students statistically different compared with White, non-Hispanic students.

## Sexual Behaviors

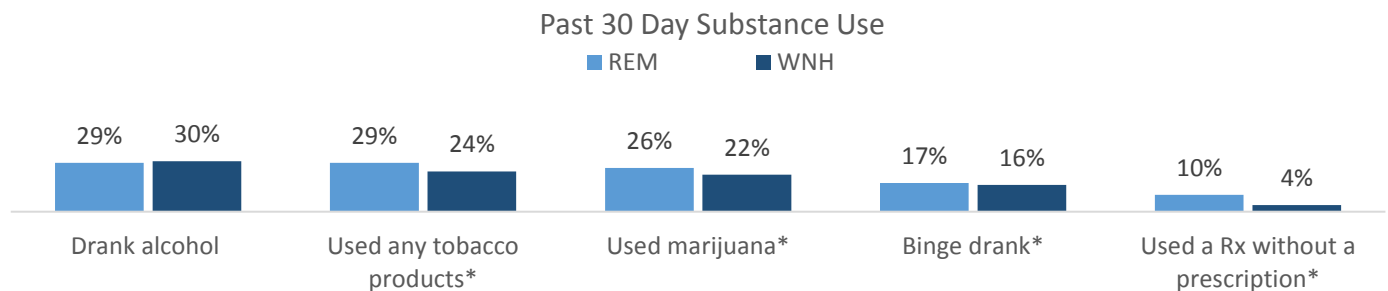
Regardless of race or ethnicity, three in ten (31%) high school students reported having sex during the past 30 days. Among sexually active students, racial and ethnic minority students are less likely to report using a condom during last intercourse or using highly effective birth control to prevent pregnancy compared to white, non-Hispanic students and are more likely to report not using any method to prevent pregnancy. Prior to their last sexual intercourse, racial and ethnic minority students were also significantly more likely to report using alcohol or drugs than their peers.

During their lifetime, racial and ethnic minority students are significantly more likely than white, non-Hispanic students to reported ever being tested for HIV (14% vs. 10%).



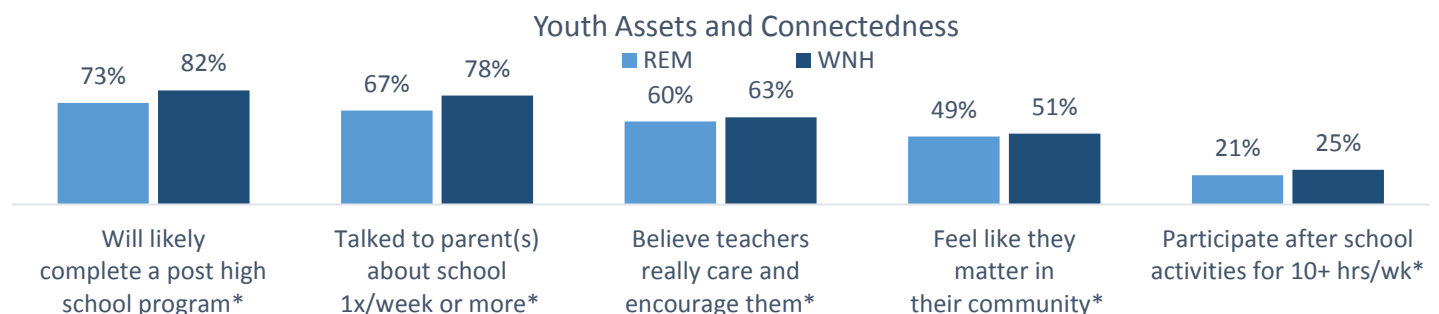
## Current Substance Use

Marijuana and tobacco use is higher among racial and ethnic minority high school students than White, non-Hispanic students. Likewise, racial and ethnic minority students are more than twice as likely to report misusing prescription medications in the last month, compared with White, non-Hispanic students. While current alcohol use is similar by race and ethnicity, minority students are significantly more likely to report binge drinking in the last month.



## Family and Community Engagement

Racial and ethnic minority students are significantly less likely than their White, non-Hispanic peers to feel connected to their family and their community. This includes talking to their parents regularly about school, believing their teachers care about them, that they matter to people in their community, and participating in after school activities for 10 or more hours per week. Minority students are also significantly less likely than White, non-Hispanic students to say they are likely to have post high school plans.



For questions on this data brief please contact: Kristen Murray ([Kristen.murray@vermont.gov](mailto:Kristen.murray@vermont.gov)).

\*Racial and ethnic minority students statistically different compared with White, non-Hispanic students.

\*\* Any tobacco use was defined as using either cigarettes, cigars, little cigarillos, smokeless tobacco or electronic vapor products.