

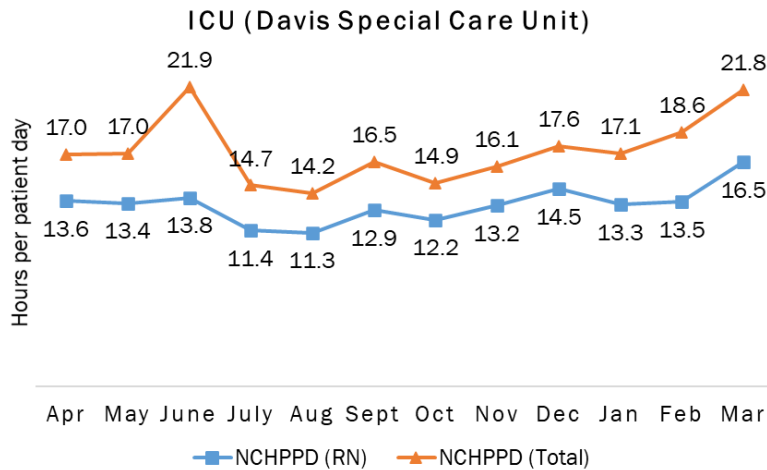
## 2022 Nurse Staffing Data

### Central Vermont Medical Center Intensive Care Unit (The Davis Special Care Unit)

The Davis Special Care Unit has 14 licensed beds. Types of services provided in this setting include care of people with, or at risk of developing life-threatening problems such as respiratory and cardiac problems, and pre- and post-operative surgical patients.

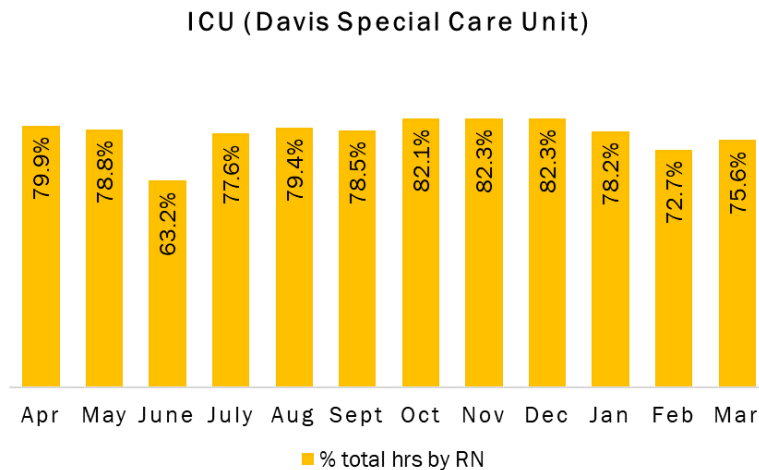
#### Nursing Care Hours per Patient Day (NCHPPD): April 2021 - March 2022

This graph shows the average number of direct nursing care hours provided per patient during a 24-hour period. Results are shown for care provided by registered nurses (RNs) and by all nursing staff (total) by month.



#### Percent of Total Nursing Care Hours Provided by RNs: April 2021 - March 2022

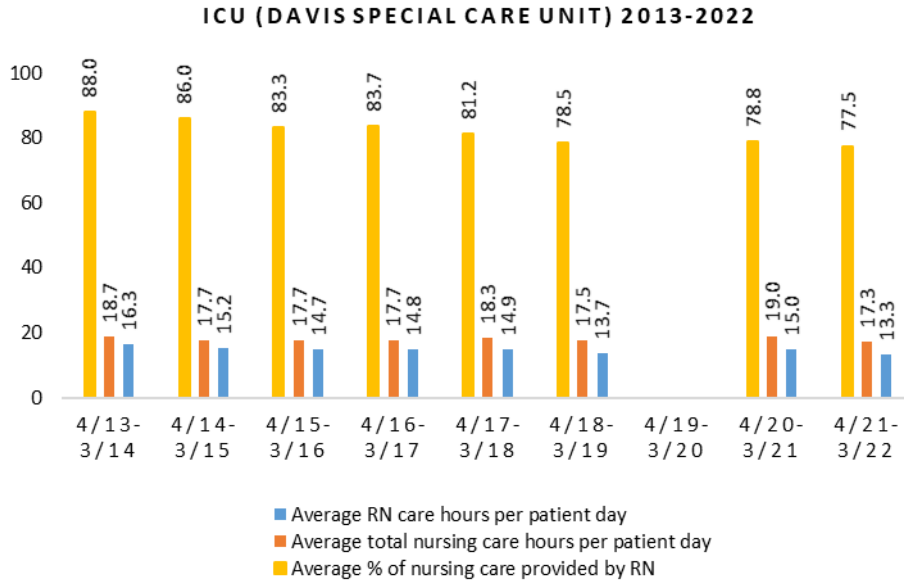
This graph shows the percentage of total nursing hours provided by RNs each month. Yearly average for this period is 77.5%.



## 2022 Nurse Staffing Data

### Yearly Average of RN and Total Nursing Care Hours per Patient Day, Percent of Total Nursing Care Hours Provided by RNs, 2013 - 2022

The graph below shows trend over time on the average RN and total nursing care hours per patient days, and average percentage of nursing care that was provided by RN.



**\*April 2019-March 2020 data is not available due to the pandemic.**

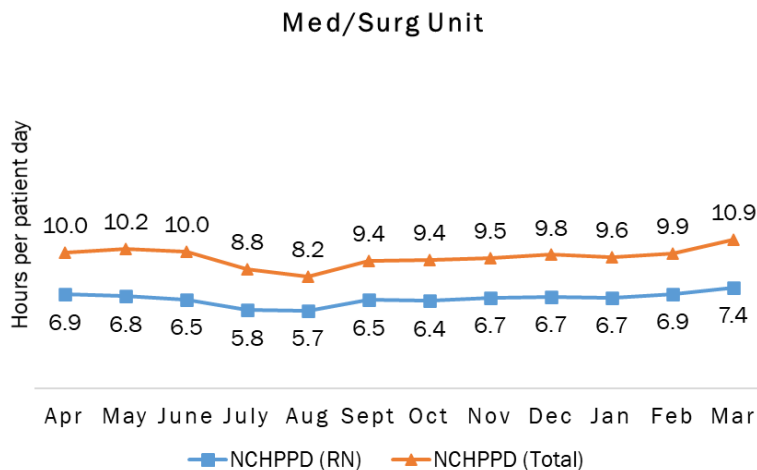
## 2022 Nurse Staffing Data

### Central Vermont Medical Center Medical/Surgical Unit

The Medical/Surgical Unit has 47 licensed beds and cares for adult patients. Types of services provided in this setting include care of people with general medical and surgical problems, heart monitoring, end-of-life care, palliative care, and rehabilitative care.

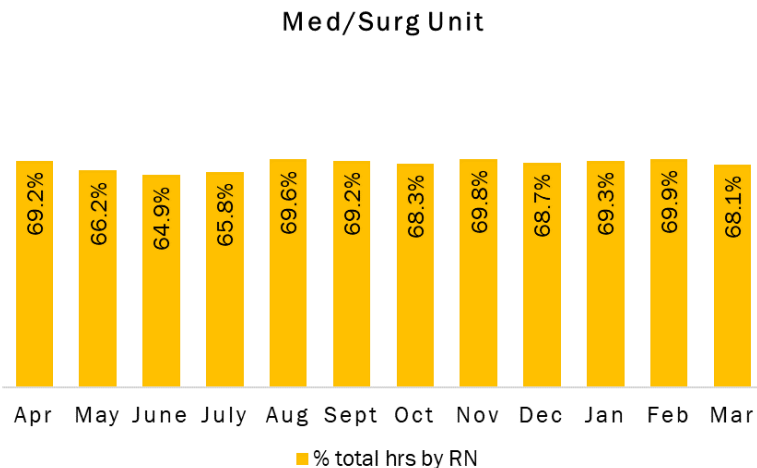
#### Nursing Care Hours per Patient Day (NCHPPD): April 2021 - March 2022

This graph shows the average number of direct nursing care hours provided per patient during a 24-hour period. Results are shown for care provided by registered nurses (RNs) and by all nursing staff (total) by month.



#### Percent of Total Nursing Care Hours Provided by RNs: April 2021 - March 2022

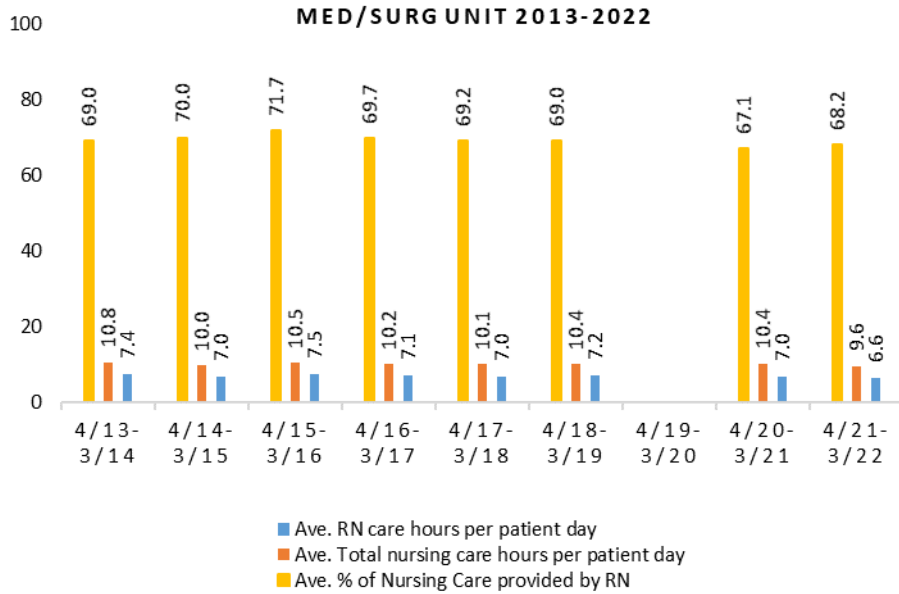
This graph shows the percentage of total nursing hours provided by RNs each month. Yearly average for this period is 68.2%.



## 2022 Nurse Staffing Data

### Yearly Average of RN and Total Nursing Care Hours per Patient Day, Percent of Total Nursing Care Hours Provided by RNs, 2013 - 2022

The graph below shows trend over time on the average RN and total nursing care hours per patient days, and average percentage of nursing care that was provided by RN.



**\*April 2019 - March 2020 data is not available due to the pandemic.**

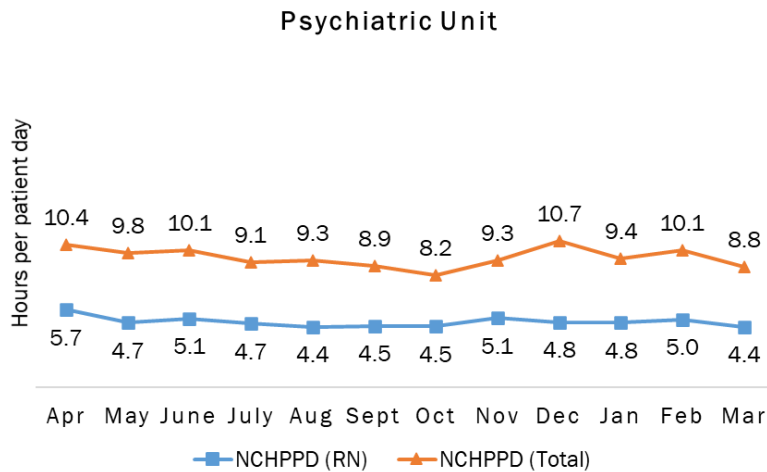
## 2022 Nurse Staffing Data

### Central Vermont Medical Center Psychiatric Unit

The Psychiatric Inpatient Unit has 15 licensed beds and cares for adult patients. Types of services provided in this setting include short-term, secure, inpatient care for individuals with a mental health diagnosis and/or substance abuse disorder.

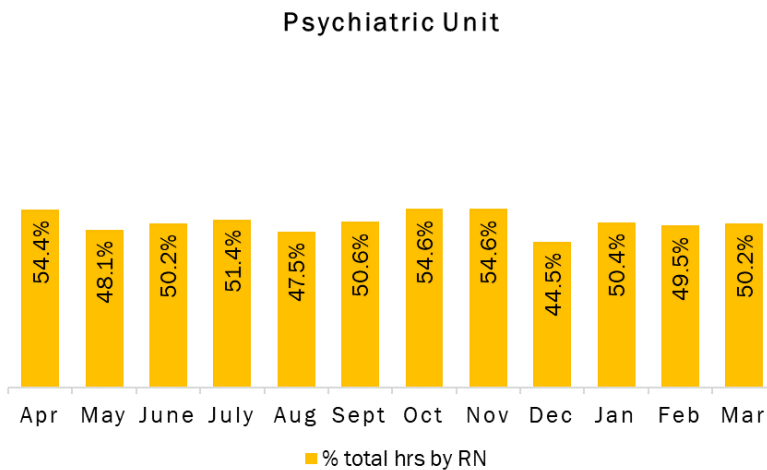
#### Nursing Care Hours per Patient Day (NCHPPD): April 2021 - March 2022

This graph shows the average number of direct nursing care hours provided per patient during a 24-hour period. Results are shown for care provided by registered nurses (RNs) and by all nursing staff (total) by month.



#### Percent of Total Nursing Care Hours Provided by RNs: April 2021 - March 2022

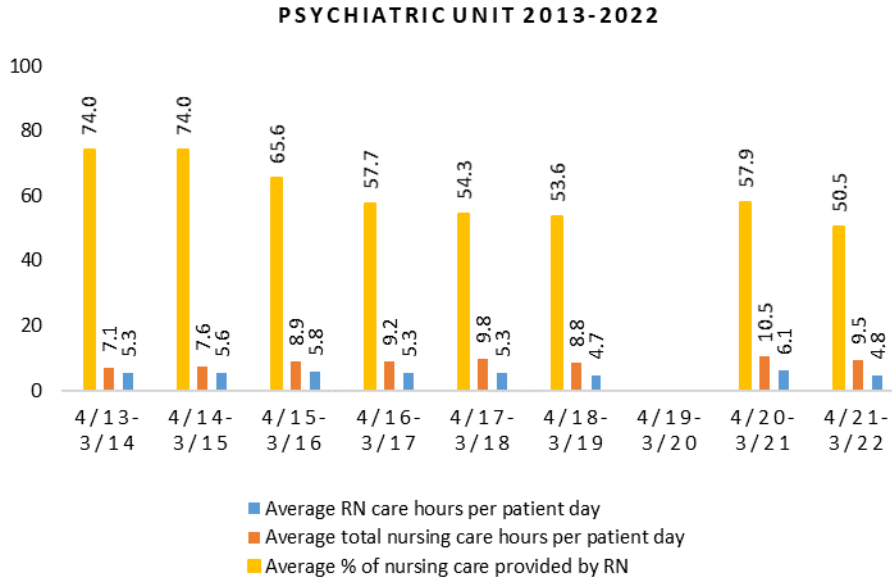
This graph shows the percentage of total nursing hours provided by RNs each month. Yearly average for this period is 50.5%.



## 2022 Nurse Staffing Data

### Yearly Average of RN and Total Nursing Care Hours per Patient Day, Percent of Total Nursing Care Hours Provided by RNs, 2013 - 2022

The graph below shows trend over time on the average RN and total nursing care hours per patient days, and average percentage of nursing care that was provided by RN.



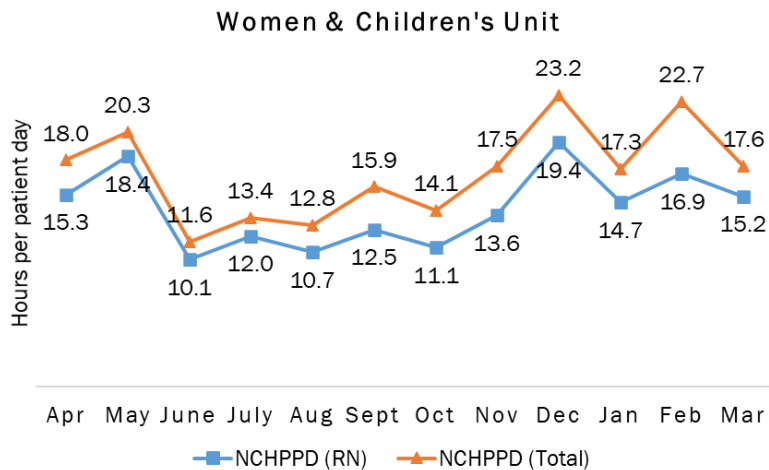
- April 2019-March 2020 data is not available due to the pandemic.

## Central Vermont Medical Center Women & Children's Unit

The Women and Children's Unit has 12 licensed beds. Six of these beds are LDRP (Labor, Delivery, Recovery, and Post-Partum) which allow the laboring mother to be admitted to the same room in which she will spend her time at Central Vermont. The other six beds are used for pediatric patients who require inpatient care, or for female patients who had or will have surgery. There is a minimum of two RNs who are trained as Labor Nurse, and two in Neonatal Resuscitation Procedures, scheduled and available in the unit at all times.

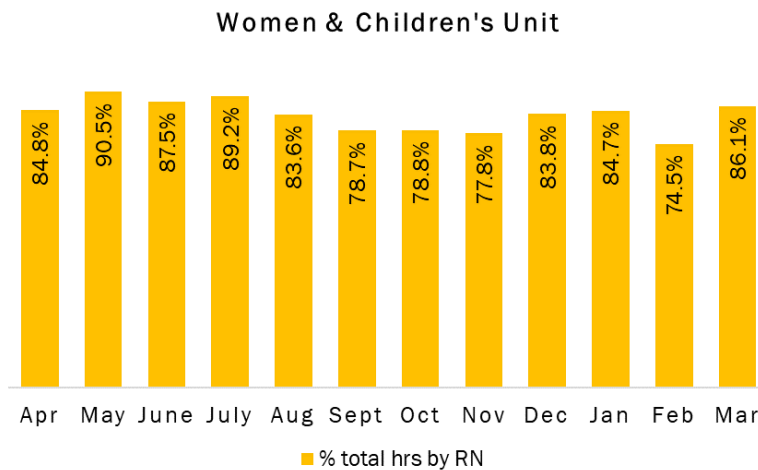
### Nursing Care Hours per Patient Day (NCHPPD): April 2021 - March 2022

This graph shows the average number of direct nursing care hours provided per patient during a 24-hour period. Results are shown for care provided by registered nurses (RNs) and by all nursing staff (total) by month.



### Percent of Total Nursing Care Hours Provided by RNs: April 2021 - March 2022

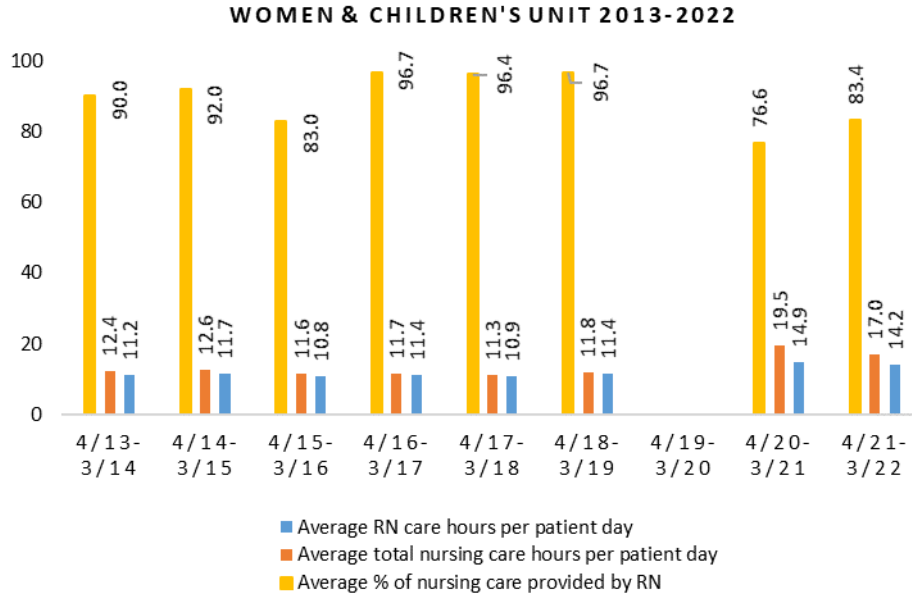
This graph shows the percentage of total nursing hours provided by RNs each month. Yearly average for this period is 83.4%.



## 2022 Nurse Staffing Data

### Yearly Average of RN and Total Nursing Care Hours per Patient Day, Percent of Total Nursing Care Hours Provided by RNs, 2013 - 2022

The graph below shows trend over time on the average RN and total nursing care hours per patient days, and average percentage of nursing care that was provided by RN.



**\*April 2019-March 2020 data is not available due to the pandemic.**