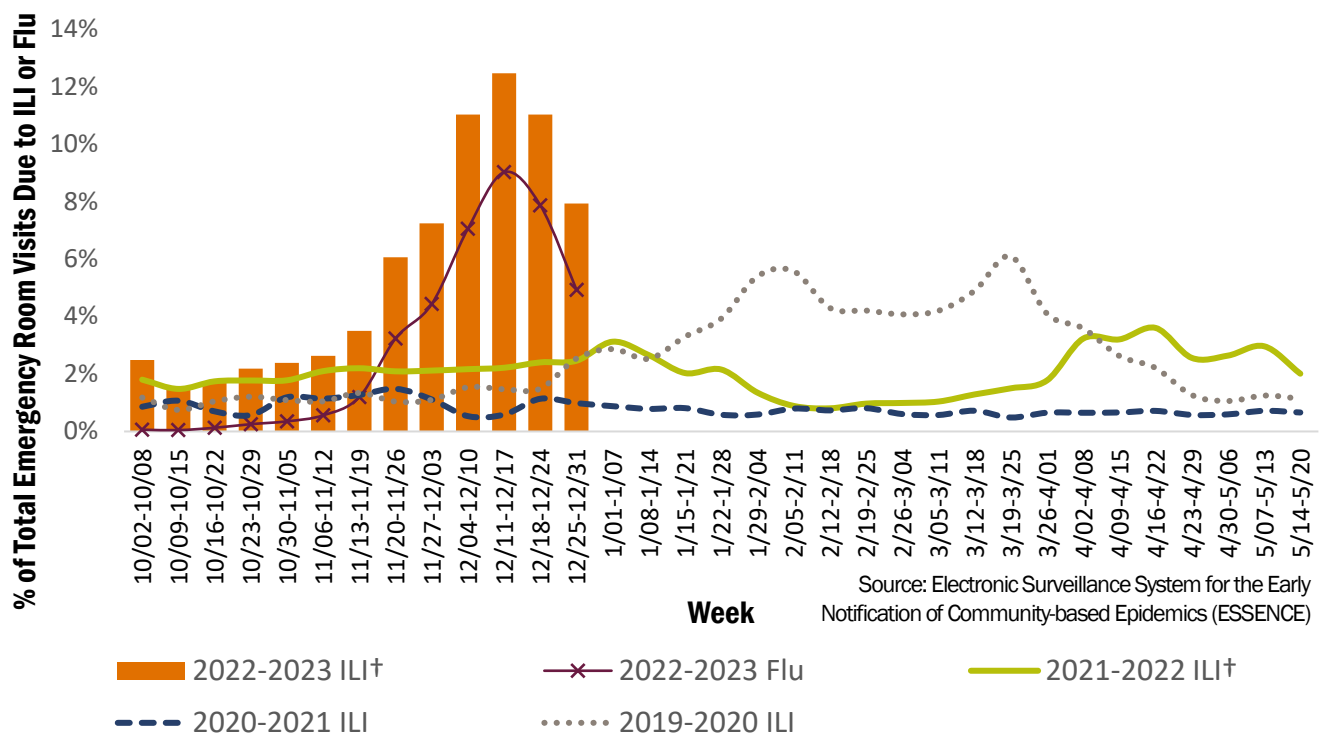


## Timeframe: 12/25/2022 – 12/31/2022

- The Influenza-like Illness (ILI) activity level is **high** in Vermont. For a description of national influenza activity levels, please [click here](#).
- During week 52, Vermont ILINet sentinel providers continued to report visits for influenza-like illness above the regional baseline of 2% of total visits to their facilities for the sixth week in a row, but the percentage is decreasing ([CDC](#)).
- Week 52 flu surveillance measures may be affected by facility closures for the holidays and changes to patient care-seeking behavior during the holiday season.
- Nationally, seasonal flu activity remains high but is declining in most areas.
- COVID-19 and other respiratory illnesses are also being spread during this flu season. Vaccination and respiratory illness prevention strategies are recommended. Follow these links for up-to-date [Vermont](#) and [national](#) COVID-19 data.

## Syndromic Surveillance

### Vermont Emergency Room and Urgent Care Visits for Influenza-like Illness or Diagnosed Influenza



<sup>†</sup>The definition of Influenza-like Illness (ILI) was updated in September 2021 to no longer exclude patients with another diagnosed non-influenza illness. The 2021-22 and 22-23 seasons' ILI data are not directly comparable to previous seasons due to this change.

## Illness Definitions

Influenza-like Illness (ILI): determined using the patient’s chief complaint and/or discharge diagnosis. ILI is the presence of a fever equal to or exceeding 100 °F with the addition of cough or sore throat. As of 2021, the ILI definition no longer excludes patients with another diagnosed non-influenza illness.

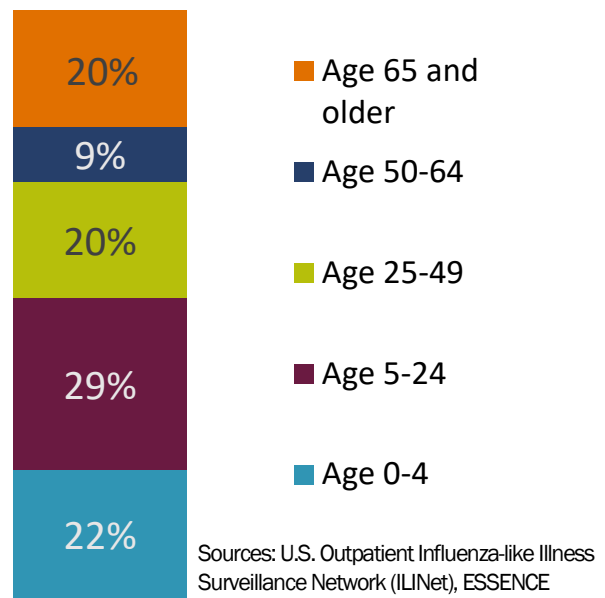
Influenza (Flu): determined by the patient’s chief complaint of a fever with the addition of cough or sore throat and a discharge diagnosis of influenza.

## ILINet Sentinel Provider Data

This surveillance data is based upon reports submitted by ILINet, a nationwide group of medical offices that act as influenza sentinels. Sentinel providers report the number of patients with an influenza-like illness (ILI) seen by their practices each week.

### Age Distribution of Patients with an Influenza-like Illness

About 3.71% of visits were due to influenza-like illness among Vermont ILINet providers reporting this week. This is a decrease in activity from 5.12% the previous week. Activity remains above the 2% [regional baseline](#) for Vermont ILINet providers.



## Laboratory Data

The **Health Department Lab** performs surveillance subtype testing to determine the type of flu, for example H3, H1N1, etc. This information helps determine the circulating virus strains, not the spread of flu virus.

| Type and Subtype | This week:<br>12/25/22-12/31/22 | Season so far:<br>10/02/22-12/31/22 |
|------------------|---------------------------------|-------------------------------------|
| Flu A H3         | 1                               | 38                                  |
| Flu A H1N1       | 0                               | 5                                   |
| Flu B            | 0                               | 0                                   |

# Flu Surveillance Report

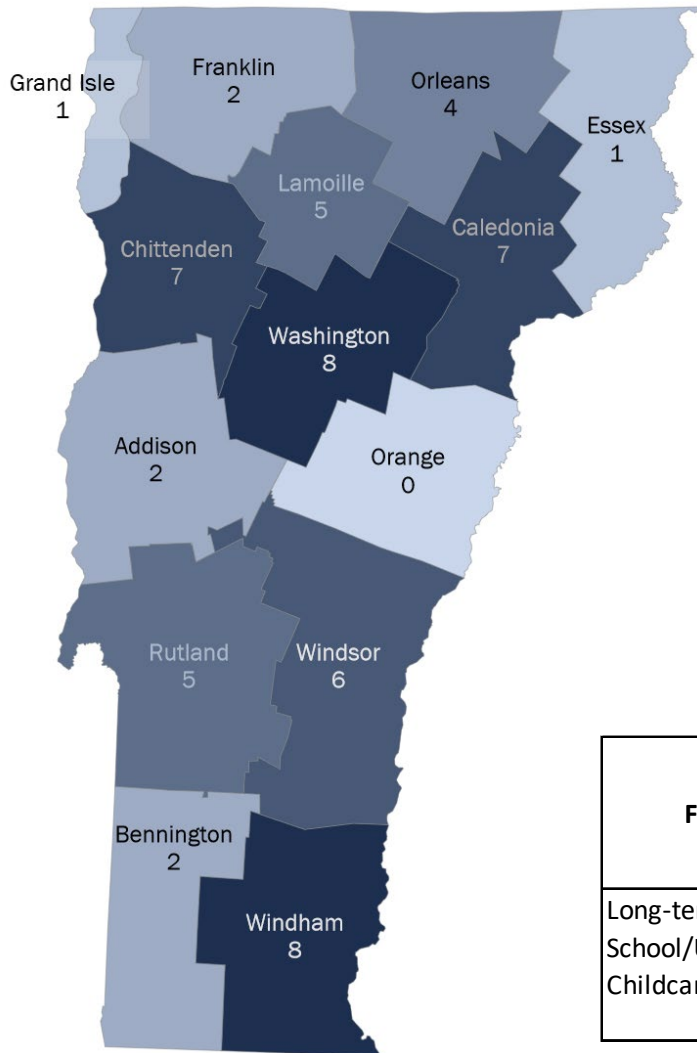
The National Respiratory and Enteric Virus Surveillance System (NREVSS) collects data on the number of PCR flu tests performed by participating Vermont labs and how many were positive. This helps determine flu activity in the community.

**20.16% of PCR tests run this week were positive, a decrease compared to 28.51% the previous week. Of the total positive tests this week, all were influenza A. During the 2022-23 season, 17.8% of flu PCR tests reported through NREVSS have been positive.**

## Reported Outbreaks

Institutional outbreaks of flu or influenza-like illness (excluding respiratory illnesses not caused by influenza viruses, e.g. COVID-19) are reportable to the Health Department.

### Number of Reported Influenza-like Illness and Influenza Lab Confirmed Outbreaks, 10/02/2022 – 12/31/2022



| Facility Type           | # of Outbreaks    |                               |
|-------------------------|-------------------|-------------------------------|
|                         | 12/25/22-12/31/22 | Full Season 10/02/22-12/31/22 |
| Long-term Care Facility | 6                 | 12                            |
| School/University       | 0                 | 43                            |
| Childcare Center        | 0                 | 1                             |
| Other                   | 1                 | 2                             |

For more information: Hilary Fannin [hilary.fannin@vermont.gov](mailto:hilary.fannin@vermont.gov)