

# Copley Hospital Nurse Staffing Data

## 2026 Nurse Staffing Data

Hospital Report Cards can be used to review and compare information about community and psychiatric hospitals in terms of quality of care (outcomes, patient satisfaction, and more), costs for common services, healthcare-associated infection ratios, nurse staffing levels, patient safety, and hospitals' financial information.

### Data Notes

- Nurse staffing is measured by nursing care hours per patient day. Nursing care hours are the number of hours worked by nursing staff that have direct patient care responsibilities for more than 50% of their shift. Nursing Care Hours per Patient Day refers to the number of hours of nursing care provided on a hospital unit, compared to the number of patients on that unit during a 24-hour period. This measure was developed by the American Nurses Association for the National Database of Nursing Quality Indicators.
- There is no national standard for optimal nurse staffing level. This is due to varying factors like intensity of patient's needs, the number of admissions, discharges and transfers during a shift, level of experience of nursing staff, layout of the unit and availability of resources (ancillary staff, technology etc.).
- If you need help accessing or understanding this information, contact [AHS.VDHHospitalReportCard@vermont.gov](mailto:AHS.VDHHospitalReportCard@vermont.gov)



**HealthVermont.gov**  
802-863-7200

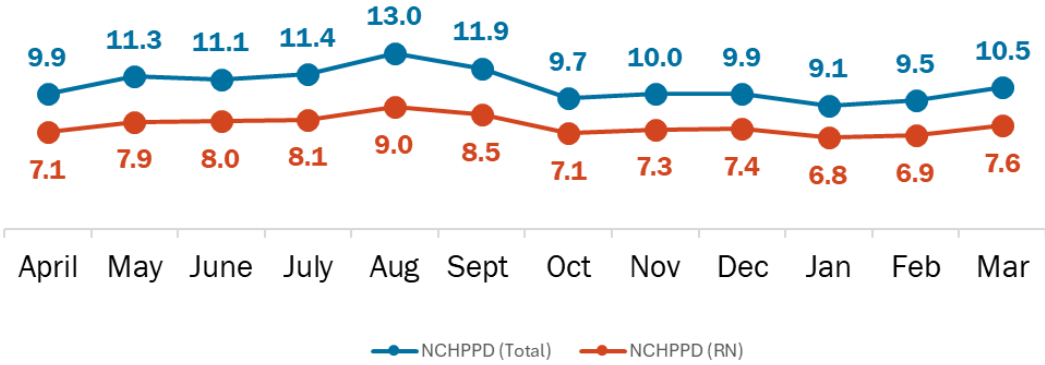


## Medical/Surgical Unit

Copley’s Acute Care Nursing Unit changed the name back to Medical/Surgical Unit in April 2022. The unit has 21 licensed beds and cares for patients of all ages. Types of services provided include care of people with general medical/surgical issues with an acuity adaptable care model being able to provide a higher level of care if needed that may require additional monitoring. We also provide end-of-life care, rehabilitative care, skilled nursing level of care, and care for stable and uncomplicated pediatric patients.

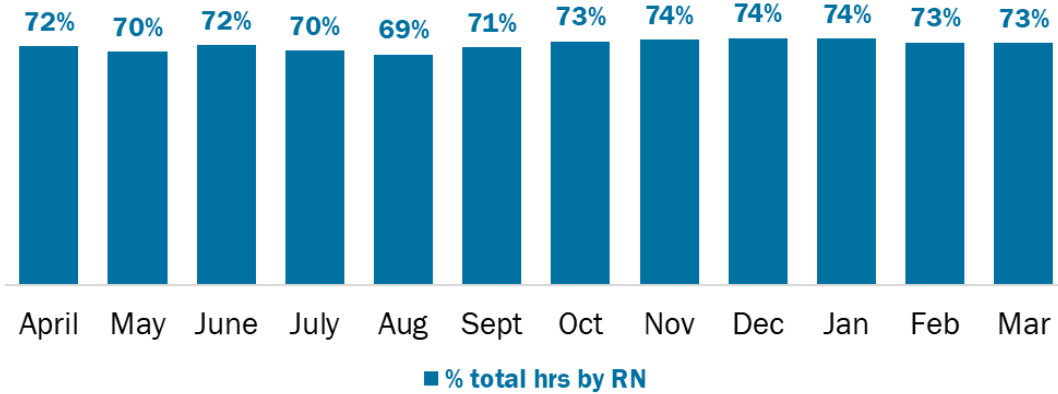
### Nursing Care Hours per Patient Day (NCHPPD): April 2025 – March 2026

This graph shows the average number of direct nursing care hours provided per patient during a 24-hour period. Results are shown for care provided by registered nurses (RNs) and by all nursing staff (total) per month.

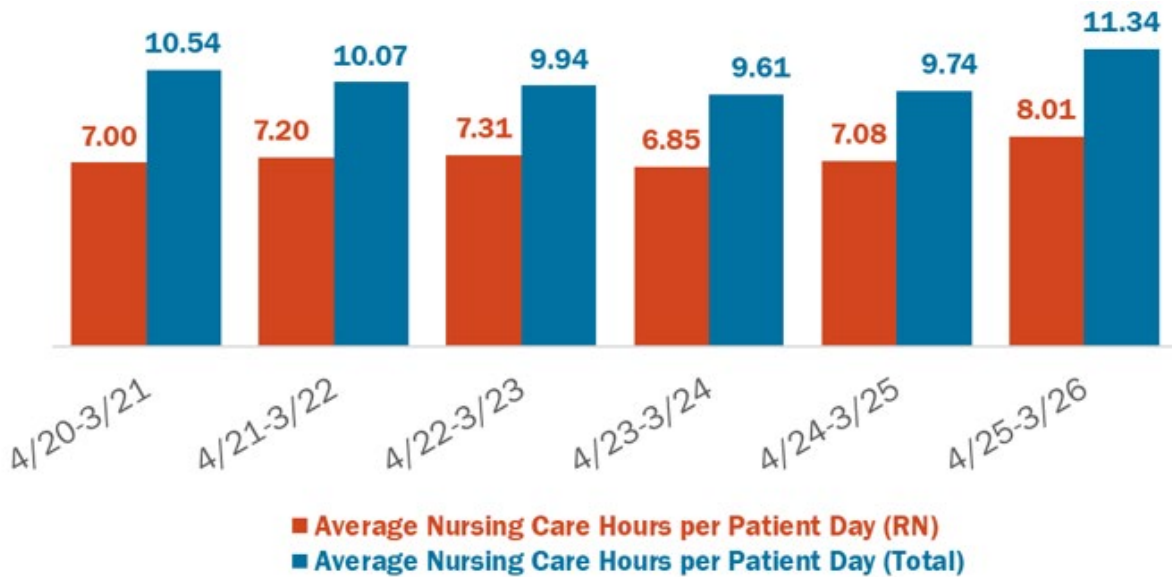


## Percent of Total Nursing Care Hours Provided by RNs: April 2025 – March 2026.

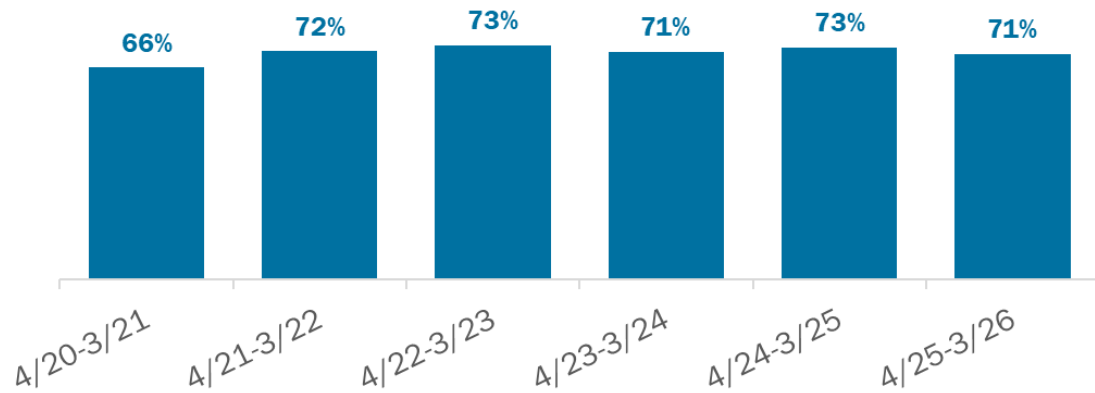
This graph shows the percentage of total nursing hours provided by RNs each month. The yearly average for this period is 70.7%.



## Yearly Average of RN and Total Nursing Care Hours per Patient Day: 2020 – 2026



## Yearly Percent of Total Nursing Care Hours Provided by RNs: 2020 – 2026



# Copley Hospital Nurse Staffing Data

## 2026 Nurse Staffing Data

Hospital Report Cards can be used to review and compare information about community and psychiatric hospitals in terms of quality of care (outcomes, patient satisfaction, and more), costs for common services, healthcare-associated infection ratios, nurse staffing levels, patient safety, and hospitals' financial information.

### Data Notes

- Nurse staffing is measured by nursing care hours per patient day. Nursing care hours are the number of hours worked by nursing staff that have direct patient care responsibilities for more than 50% of their shift. Nursing Care Hours per Patient Day refers to the number of hours of nursing care provided on a hospital unit, compared to the number of patients on that unit during a 24-hour period. This measure was developed by the American Nurses Association for the National Database of Nursing Quality Indicators.
- There is no national standard for optimal nurse staffing level. This is due to varying factors like intensity of patient's needs, the number of admissions, discharges and transfers during a shift, level of experience of nursing staff, layout of the unit and availability of resources (ancillary staff, technology etc.).
- If you need help accessing or understanding this information, contact [AHS.VDHHospitalReportCard@vermont.gov](mailto:AHS.VDHHospitalReportCard@vermont.gov)



**HealthVermont.gov**  
802-863-7200

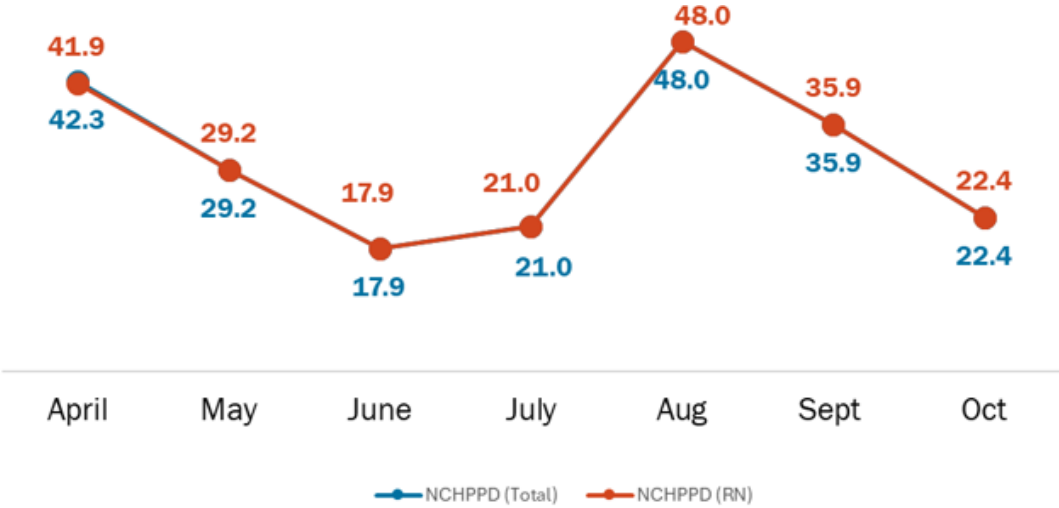


## Birthing Center Unit

The Birthing Center Unit has 4 licensed beds for labor, delivery, recovery, and postpartum care. Providing care to low risk patients as well as lactation support and car seat fittings. The Birthing Center, when feasible, also supports Med-Surg overflow patients. The Birthing Center closed 11/1/2026.

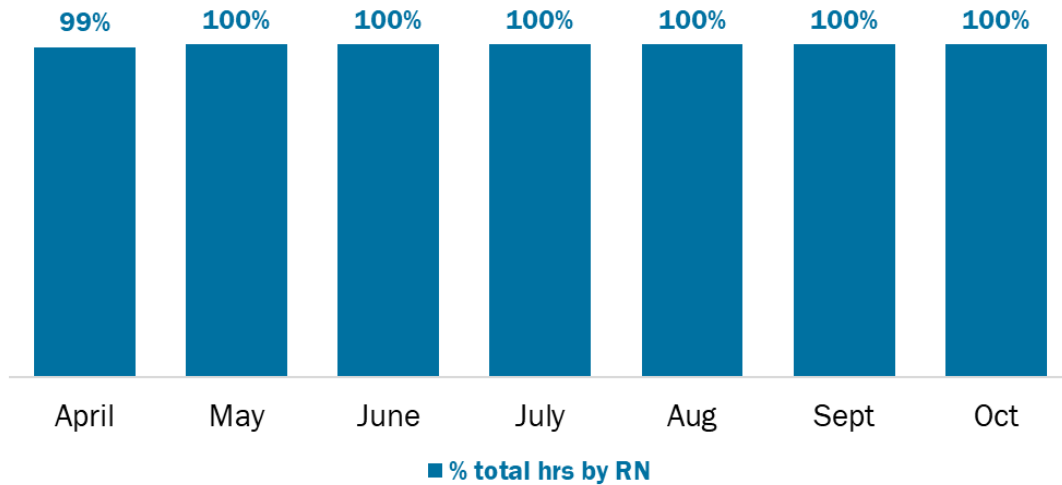
### Nursing Care Hours per Patient Day (NCHPPD): April 2025 – October 2025

This graph shows the average number of direct nursing care hours provided per patient during a 24-hour period. Results are shown for care provided by registered nurses (RNs) and by all nursing staff (total) per month.

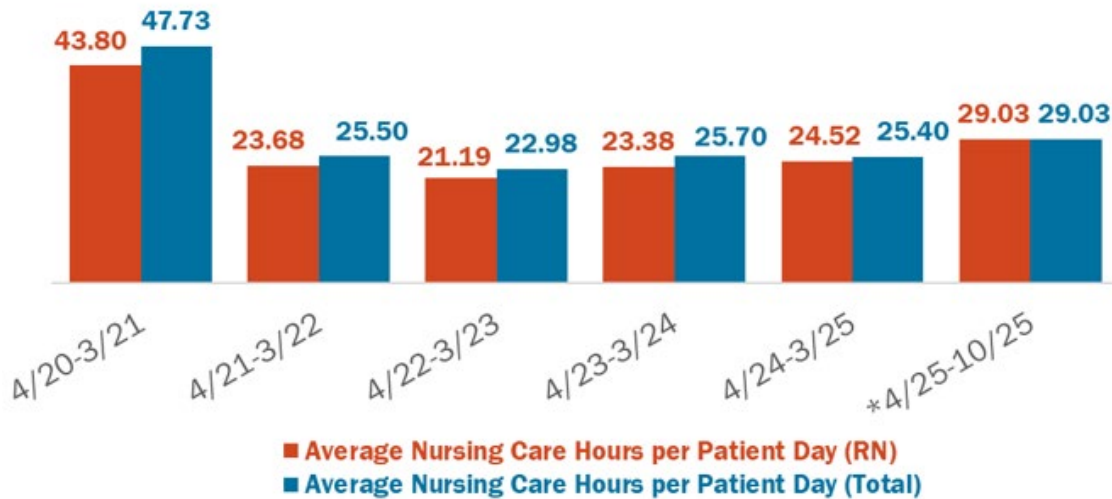


## Percent of Total Nursing Care Hours Provided by RNs: April 2025 – October 2025.

This graph shows the percentage of total nursing hours provided by RNs each month. The yearly average for this period is 100%.

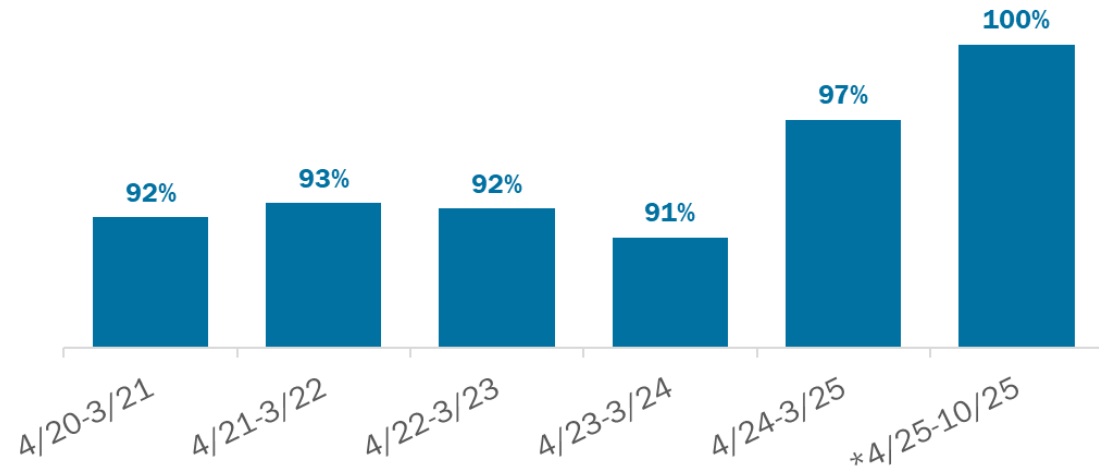


## Yearly Average of RN and Total Nursing Care Hours per Patient Day: 2020 – 2025



\*Data for 4/25-10/25 is for shorter time period than preceding years.

## Yearly Percent of Total Nursing Care Hours Provided by RNs: 2020 – 2025



\*Data for 4/25-10/25 is for shorter time period than preceding years.