

Springfield Hospital Nurse Staffing Data

2025 Nurse Staffing Data

Hospital Report Cards can be used to review and compare information about community and psychiatric hospitals in terms of quality of care (outcomes, patient satisfaction, and more), costs for common services, healthcare-associated infection ratios, nurse staffing levels, patient safety, and hospitals' financial information.

Data Notes

- Nurse staffing is measured by nursing care hours per patient day. Nursing care hours are the number of hours worked by nursing staff that have direct patient care responsibilities for more than 50% of their shift. Nursing Care Hours per Patient Day refers to the number of hours of nursing care provided on a hospital unit, compared to the number of patients on that unit during a 24-hour period. This measure was developed by the American Nurses Association for the National Database of Nursing Quality Indicators.
- There is no national standard for optimal nurse staffing level. This is due to varying factors like intensity of patient's needs, the number of admissions, discharges and transfers during a shift, level of experience of nursing staff, layout of the unit and availability of resources (ancillary staff, technology etc.).
- If you need help accessing or understanding this information, contact AHS.VDHHospitalReportCard@vermont.gov



HealthVermont.gov
802-863-7200

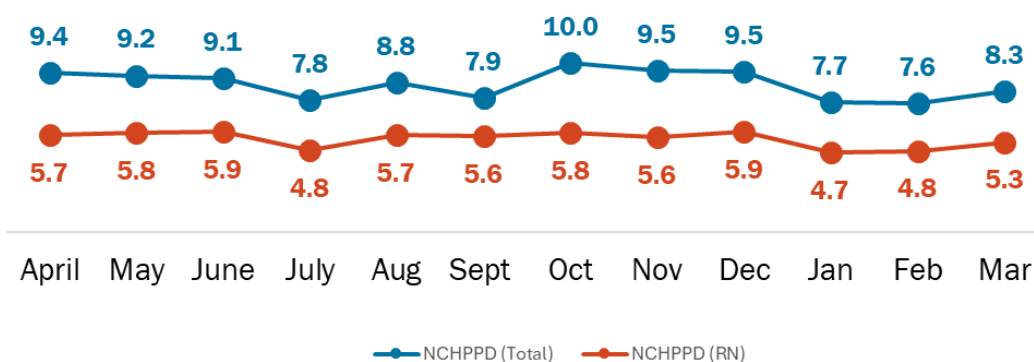


Inpatient Care Unit

The Inpatient Care Unit has 25 licensed beds and cares for patients of all ages. Types of services provided in this setting include care for medical and surgical patients, telemetry monitoring, end-of-life care, and swing bed patients.

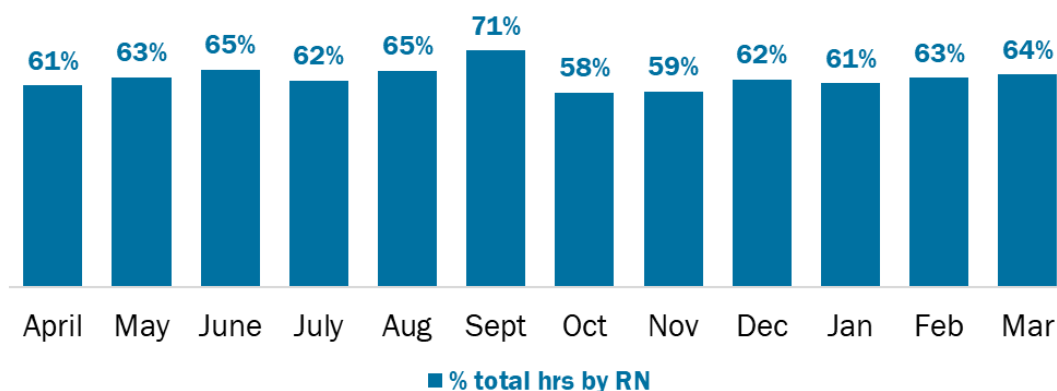
Nursing Care Hours per Patient Day (NCHPPD): April 2024 – March 2025

This graph shows the average number of direct nursing care hours provided per patient during a 24-hour period. Results are shown for care provided by registered nurses (RNs) and by all nursing staff (total) per month.

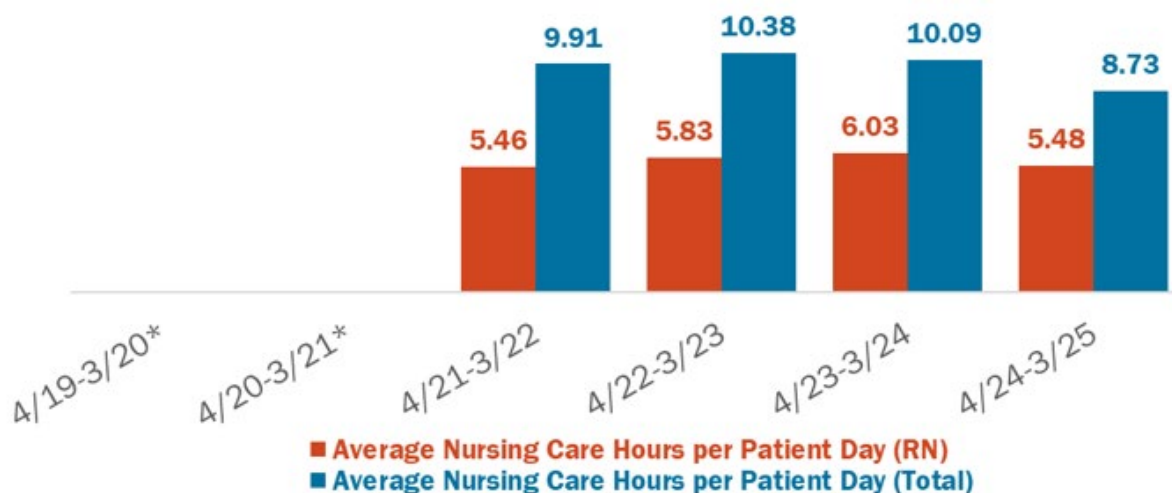


Percent of Total Nursing Care Hours Provided by RNs: April 2024 – March 2025.

This graph shows the percentage of total nursing hours provided by RNs each month. The yearly average for this period is 62.88%.

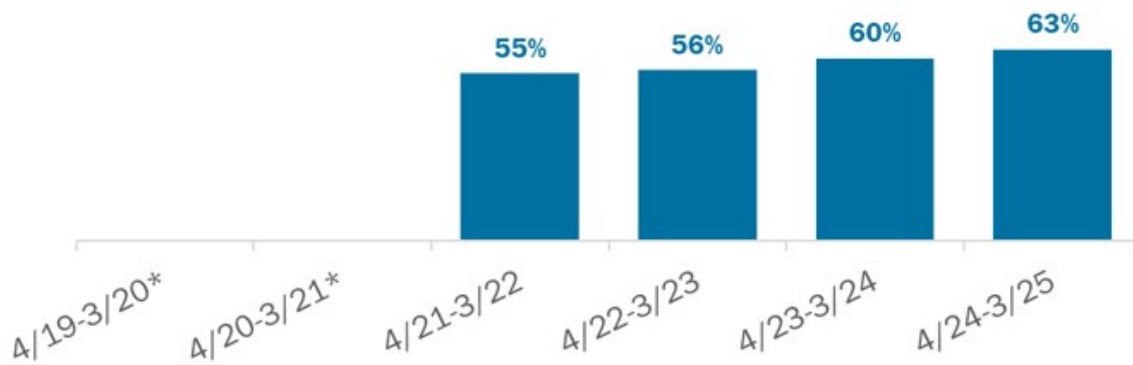


Yearly Average of RN and Total Nursing Care Hours per Patient Day: 2019 – 2025



*Data not available from 4/19-3/20 and 4/20-3/21 due to a change in reporting requirements, hospitals were not required to report nurse staffing hours due to the pandemic.

Yearly Percent of Total Nursing Care Hours Provided by RNs: 2019 – 2025



*Data not available from 4/19-3/20 and 4/20-3/21 due to a change in reporting requirements, hospitals were not required to report nurse staffing hours due to the pandemic.

Springfield Hospital Nurse Staffing Data

2025 Nurse Staffing Data

Hospital Report Cards can be used to review and compare information about community and psychiatric hospitals in terms of quality of care (outcomes, patient satisfaction, and more), costs for common services, healthcare-associated infection ratios, nurse staffing levels, patient safety, and hospitals' financial information.

Data Notes

- Nurse staffing is measured by nursing care hours per patient day. Nursing care hours are the number of hours worked by nursing staff that have direct patient care responsibilities for more than 50% of their shift. Nursing Care Hours per Patient Day refers to the number of hours of nursing care provided on a hospital unit, compared to the number of patients on that unit during a 24-hour period. This measure was developed by the American Nurses Association for the National Database of Nursing Quality Indicators.
- There is no national standard for optimal nurse staffing level. This is due to varying factors like intensity of patient's needs, the number of admissions, discharges and transfers during a shift, level of experience of nursing staff, layout of the unit and availability of resources (ancillary staff, technology etc.).
- If you need help accessing or understanding this information, contact AHS.VDHHospitalReportCard@vermont.gov



HealthVermont.gov
802-863-7200

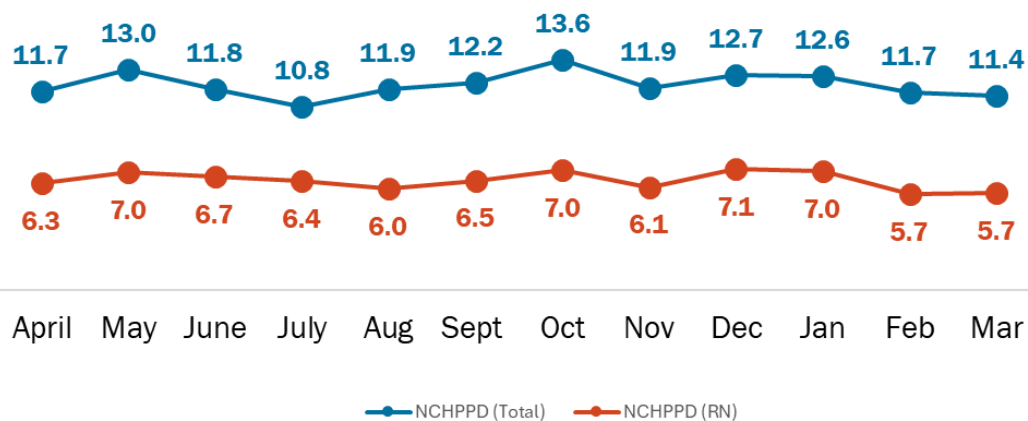


Psychiatric Unit (Windham Center)

The Psychiatric Unit has 10 licensed beds. Types of services provided in this setting include short-term, secure, inpatient care for individuals with a mental health diagnosis, substance abuse disorder, or both.

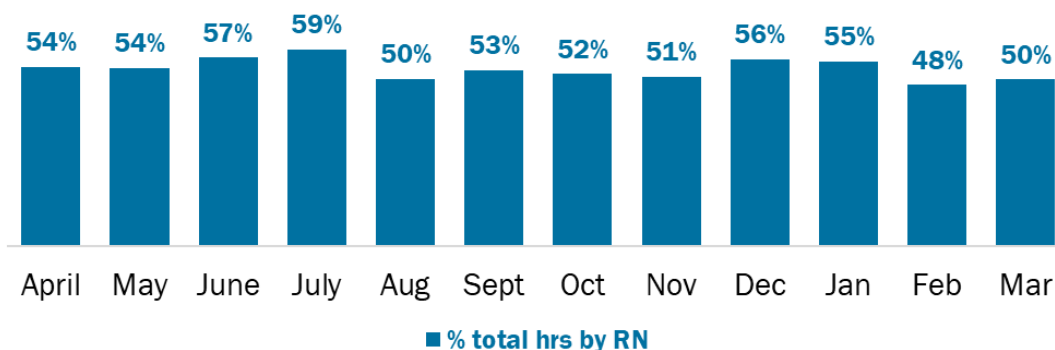
Nursing Care Hours per Patient Day (NCHPPD): April 2024 – March 2025

This graph shows the average number of direct nursing care hours provided per patient during a 24-hour period. Results are shown for care provided by registered nurses (RNs) and by all nursing staff (total) per month.

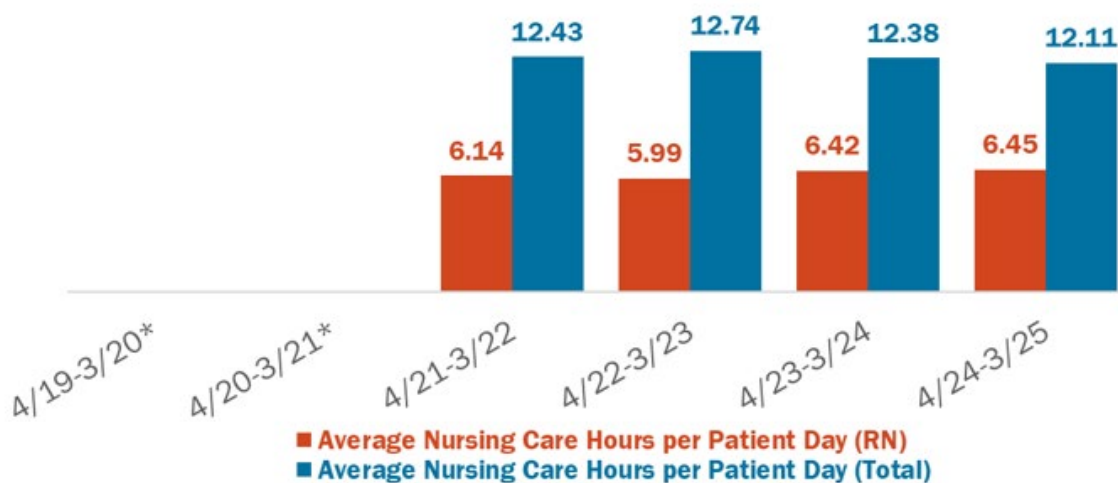


Percent of Total Nursing Care Hours Provided by RNs: April 2024 – March 2025.

This graph shows the percentage of total nursing hours provided by RNs each month. The yearly average for this period is 53.23%.

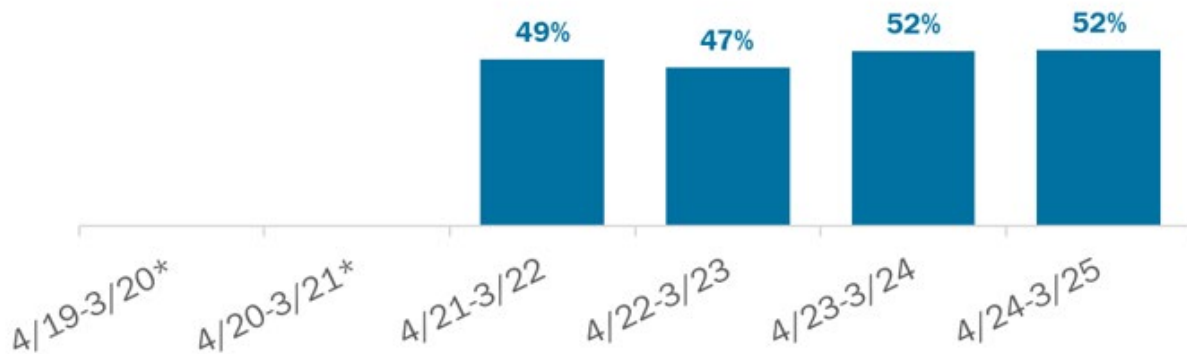


Yearly Average of RN and Total Nursing Care Hours per Patient Day: 2019 – 2025



*Data not available from 4/19-3/20 and 4/20-3/21 due to a change in reporting requirements, hospitals were not required to report nurse staffing hours due to the pandemic.

Yearly Percent of Total Nursing Care Hours Provided by RNs: 2019 – 2025



*Data not available from 4/19-3/20 and 4/20-3/21 due to a change in reporting requirements, hospitals were not required to report nurse staffing hours due to the pandemic.