

# Gifford Medical Center Nurse Staffing Data

## 2025 Nurse Staffing Data

Hospital Report Cards can be used to review and compare information about community and psychiatric hospitals in terms of quality of care (outcomes, patient satisfaction, and more), costs for common services, healthcare-associated infection ratios, nurse staffing levels, patient safety, and hospitals' financial information.

### Data Notes

- Nurse staffing is measured by nursing care hours per patient day. Nursing care hours are the number of hours worked by nursing staff that have direct patient care responsibilities for more than 50% of their shift. Nursing Care Hours per Patient Day refers to the number of hours of nursing care provided on a hospital unit, compared to the number of patients on that unit during a 24-hour period. This measure was developed by the American Nurses Association for the National Database of Nursing Quality Indicators.
- There is no national standard for optimal nurse staffing level. This is due to varying factors like intensity of patient's needs, the number of admissions, discharges and transfers during a shift, level of experience of nursing staff, layout of the unit and availability of resources (ancillary staff, technology etc.).
- If you need help accessing or understanding this information, contact [AHS.VDHHospitalReportCard@vermont.gov](mailto:AHS.VDHHospitalReportCard@vermont.gov)



**HealthVermont.gov**  
**802-863-7200**

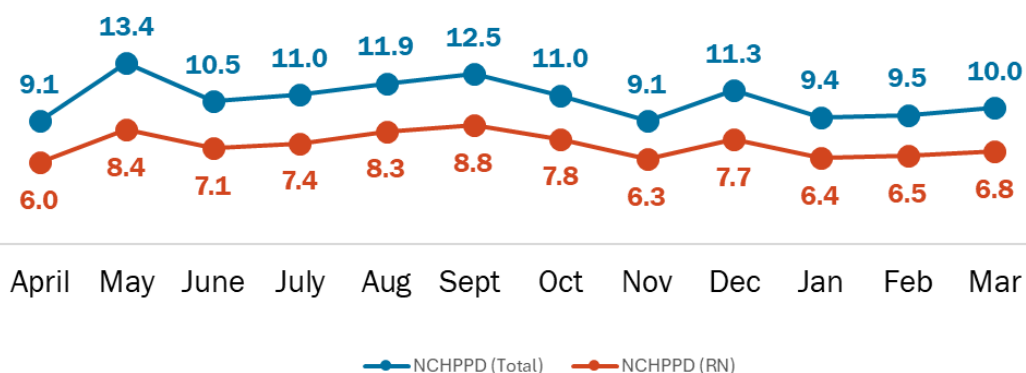


## Medical/Surgical Unit

The Medical/Surgical Unit has 25 licensed beds and cares for patients of all ages. Types of services provided in this setting include care of people with general medical and surgical problems, heart monitoring, end-of-life care, and rehabilitative care. Short-term care for people who cannot manage independently in their homes (Swing Bed Patients) is also provided.

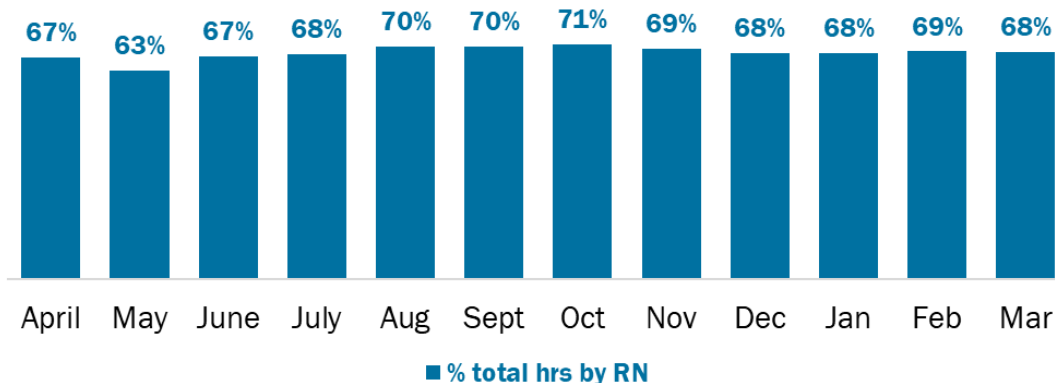
### Nursing Care Hours per Patient Day (NCHPPD): April 2024 – March 2025

This graph shows the average number of direct nursing care hours provided per patient during a 24-hour period. Results are shown for care provided by registered nurses (RNs) and by all nursing staff (total) per month.

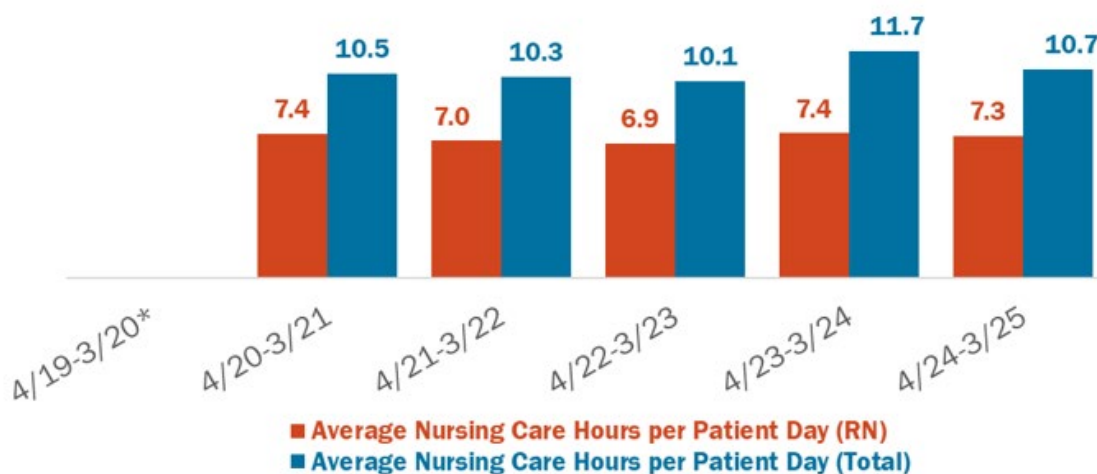


## Percent of Total Nursing Care Hours Provided by RNs: April 2024 – March 2025.

This graph shows the percentage of total nursing hours provided by RNs each month. The yearly average for this period is 68%.

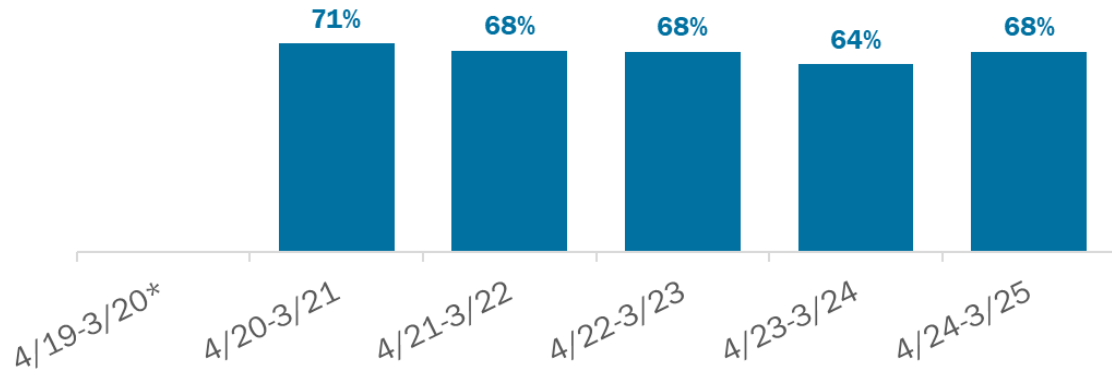


## Yearly Average of RN and Total Nursing Care Hours per Patient Day: 2019 – 2025



\*Data not available from 4/19-3/20 due to a change in reporting requirements, hospitals were not required to report nurse staffing hours due to the pandemic.

## Yearly Percent of Total Nursing Care Hours Provided by RNs: 2019 – 2025



\*Data not available from 4/19-3/20 due to a change in reporting requirements, hospitals were not required to report nurse staffing hours due to the pandemic.

# Gifford Medical Center Nurse Staffing Data

## 2025 Nurse Staffing Data

Hospital Report Cards can be used to review and compare information about community and psychiatric hospitals in terms of quality of care (outcomes, patient satisfaction, and more), costs for common services, healthcare-associated infection ratios, nurse staffing levels, patient safety, and hospitals' financial information.

### Data Notes

- Nurse staffing is measured by nursing care hours per patient day. Nursing care hours are the number of hours worked by nursing staff that have direct patient care responsibilities for more than 50% of their shift. Nursing Care Hours per Patient Day refers to the number of hours of nursing care provided on a hospital unit, compared to the number of patients on that unit during a 24-hour period. This measure was developed by the American Nurses Association for the National Database of Nursing Quality Indicators.
- There is no national standard for optimal nurse staffing level. This is due to varying factors like intensity of patient's needs, the number of admissions, discharges and transfers during a shift, level of experience of nursing staff, layout of the unit and availability of resources (ancillary staff, technology etc.).
- If you need help accessing or understanding this information, contact [AHS.VDHHospitalReportCard@vermont.gov](mailto:AHS.VDHHospitalReportCard@vermont.gov)



**HealthVermont.gov**  
**802-863-7200**

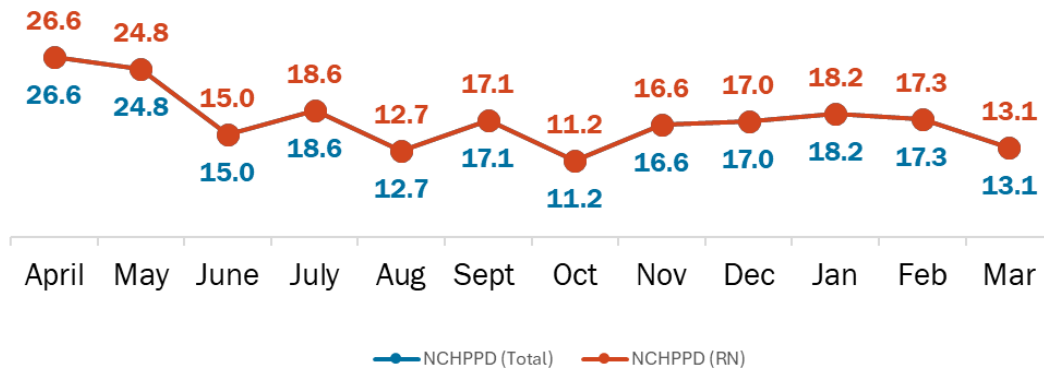


## Birthing Center Unit

The Birthing Center Unit has 4 licensed beds with the option of flexing to five beds when necessary. Types of care provided in this unit includes care to low and moderate risk people during the antepartum, intrapartum, and postpartum periods as well as caring for newborns >35 weeks gestation. Previous to this year, our census reporting did not include the newborns in the count. Starting this year, we are counting birthing people and newborns as individual patients. This makes it appear that our nurse to patient ratio has decreased compared to previous years. However, our staffing remains the same.

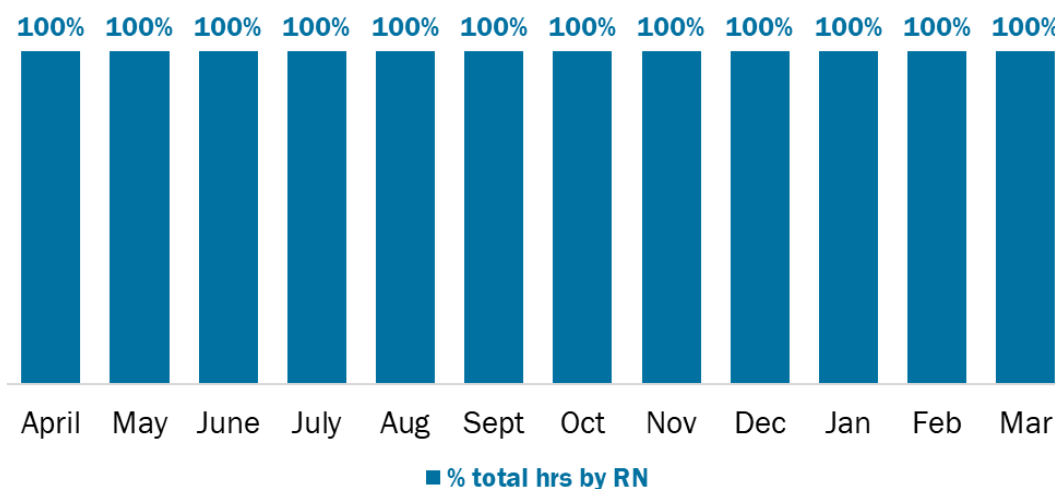
### Nursing Care Hours per Patient Day (NCHPPD): April 2024 – March 2025

This graph shows the average number of direct nursing care hours provided per patient during a 24-hour period. Results are shown for care provided by registered nurses (RNs) and by all nursing staff (total) per month.

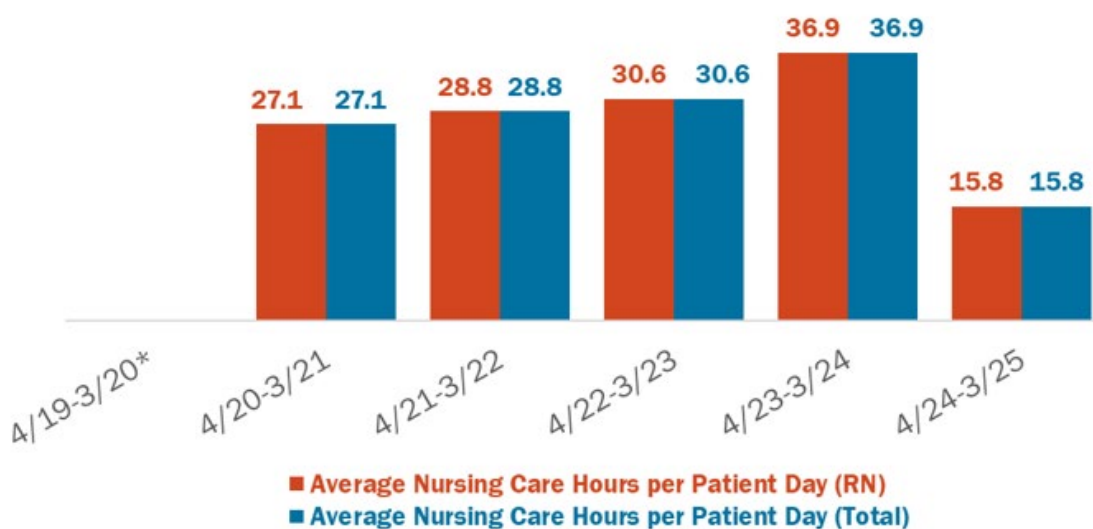


## Percent of Total Nursing Care Hours Provided by RNs: April 2024 – March 2025.

This graph shows the percentage of total nursing hours provided by RNs each month. The yearly average for this period is 100%.

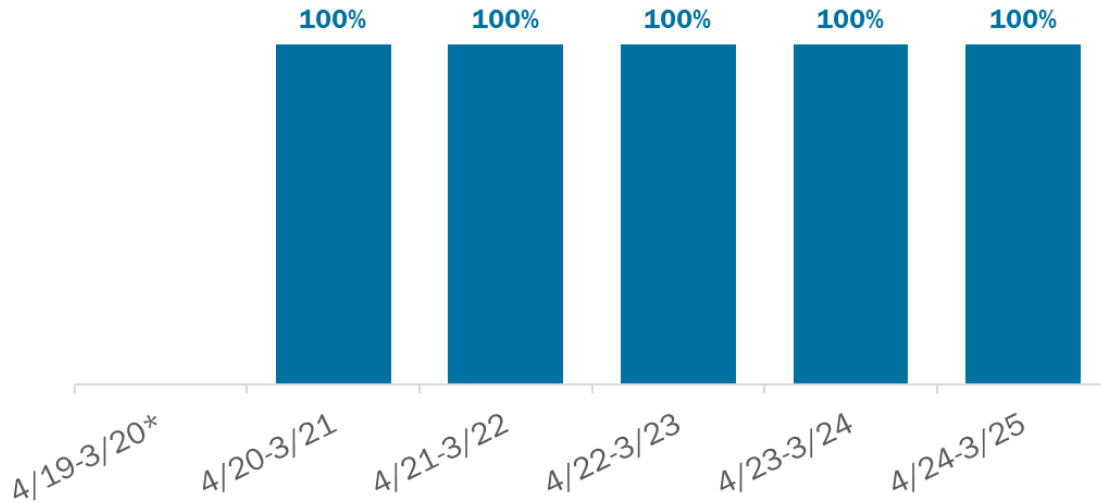


## Yearly Average of RN and Total Nursing Care Hours per Patient Day: 2019 – 2025



\*Data not available from 4/19-3/20 due to a change in reporting requirements, hospitals were not required to report nurse staffing hours due to the pandemic.

## Yearly Percent of Total Nursing Care Hours Provided by RNs: 2019 – 2025



\*Data not available from 4/19-3/20 due to a change in reporting requirements, hospitals were not required to report nurse staffing hours due to the pandemic.