

Central Vermont Medical Center Nurse Staffing Data

2025 Nurse Staffing Data

Hospital Report Cards can be used to review and compare information about community and psychiatric hospitals in terms of quality of care (outcomes, patient satisfaction, and more), costs for common services, healthcare-associated infection ratios, nurse staffing levels, patient safety, and hospitals' financial information.

Data Notes

- Nurse staffing is measured by nursing care hours per patient day. Nursing care hours are the number of hours worked by nursing staff that have direct patient care responsibilities for more than 50% of their shift. Nursing Care Hours per Patient Day refers to the number of hours of nursing care provided on a hospital unit, compared to the number of patients on that unit during a 24-hour period. This measure was developed by the American Nurses Association for the National Database of Nursing Quality Indicators.
- There is no national standard for optimal nurse staffing level. This is due to varying factors like intensity of patient's needs, the number of admissions, discharges and transfers during a shift, level of experience of nursing staff, layout of the unit and availability of resources (ancillary staff, technology etc.).
- If you need help accessing or understanding this information, contact AHS.VDHHospitalReportCard@vermont.gov



HealthVermont.gov
802-863-7200

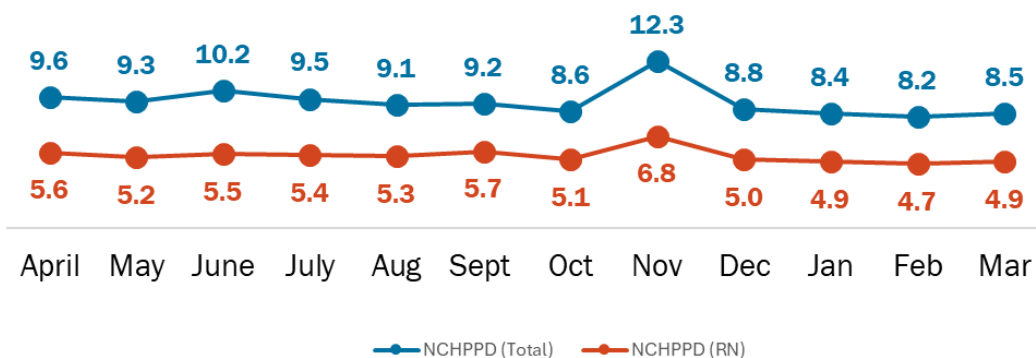


Medical/Surgical Unit

The Medical/Surgical Unit has 47 licensed beds and cares for adult patients. Types of services provided in this setting include care of people with general medical and surgical problems, heart monitoring, end-of-life care, palliative care, and rehabilitative care.

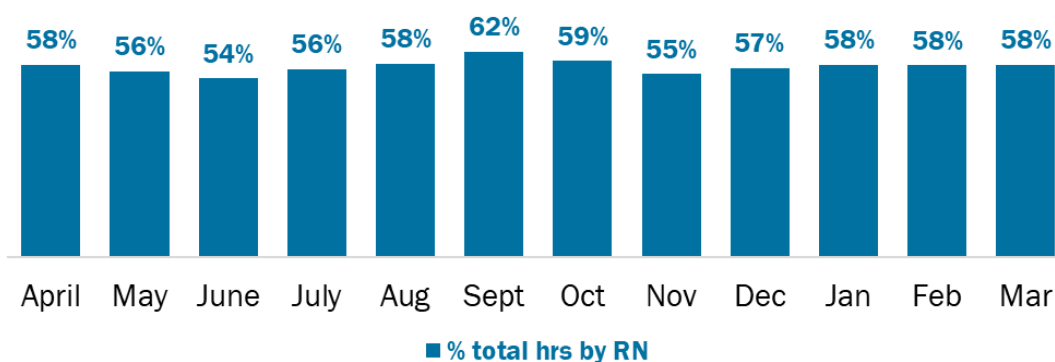
Nursing Care Hours per Patient Day (NCHPPD): April 2024 – March 2025

This graph shows the average number of direct nursing care hours provided per patient during a 24-hour period. Results are shown for care provided by registered nurses (RNs) and by all nursing staff (total) per month.

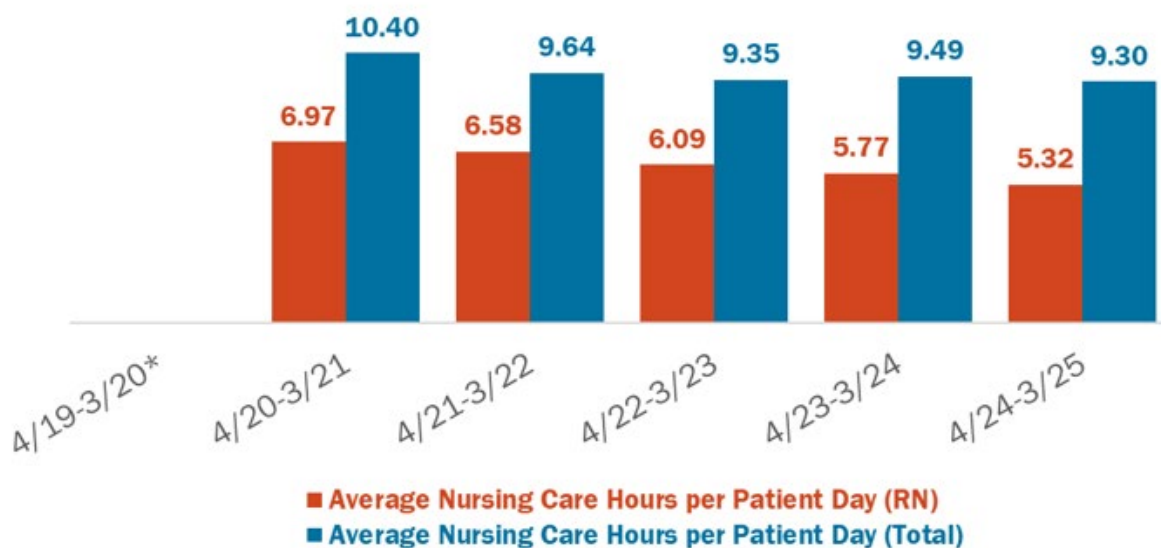


Percent of Total Nursing Care Hours Provided by RNs: April 2024 – March 2025.

This graph shows the percentage of total nursing hours provided by RNs each month. The yearly average for this period is 57.29%

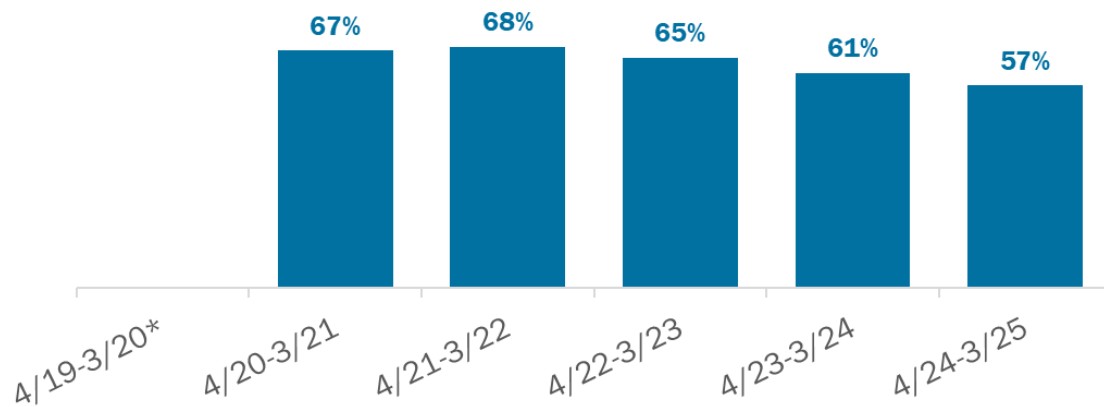


Yearly Average of RN and Total Nursing Care Hours per Patient Day: 2019 – 2025



*Data not available from 4/19-3/20 due to a change in reporting requirements, hospitals were not required to report nurse staffing hours due to the pandemic.

Yearly Percent of Total Nursing Care Hours Provided by RNs: 2019 – 2025



*Data not available from 4/19-3/20 due to a change in reporting requirements, hospitals were not required to report nurse staffing hours due to the pandemic.

Central Vermont Medical Center Nurse Staffing Data

2025 Nurse Staffing Data

Hospital Report Cards can be used to review and compare information about community and psychiatric hospitals in terms of quality of care (outcomes, patient satisfaction, and more), costs for common services, healthcare-associated infection ratios, nurse staffing levels, patient safety, and hospitals' financial information.

Data Notes

- Nurse staffing is measured by nursing care hours per patient day. Nursing care hours are the number of hours worked by nursing staff that have direct patient care responsibilities for more than 50% of their shift. Nursing Care Hours per Patient Day refers to the number of hours of nursing care provided on a hospital unit, compared to the number of patients on that unit during a 24-hour period. This measure was developed by the American Nurses Association for the National Database of Nursing Quality Indicators.
- There is no national standard for optimal nurse staffing level. This is due to varying factors like intensity of patient's needs, the number of admissions, discharges and transfers during a shift, level of experience of nursing staff, layout of the unit and availability of resources (ancillary staff, technology etc.).
- If you need help accessing or understanding this information, contact AHS.VDHHospitalReportCard@vermont.gov



HealthVermont.gov
802-863-7200

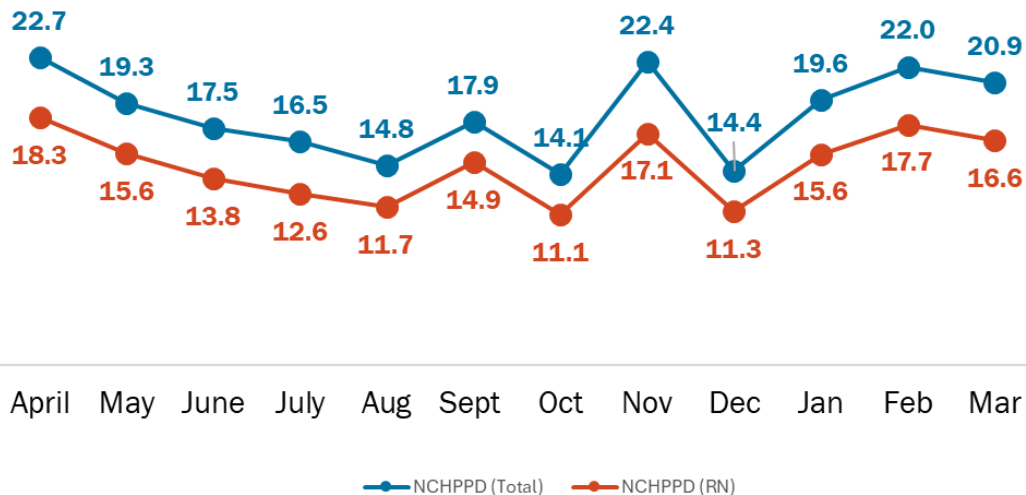


Women & Children's Unit

The Women and Children's Unit has 12 licensed beds. Six of these beds are LDRP (Labor, Delivery, Recovery, and Post-Partum) which allow the laboring mother to be admitted to the same room in which she will spend her time at Central Vermont. The other six beds are used for pediatric patients who require inpatient care, or for female patients who had or will have surgery. There is a minimum of two RNs who are trained as Labor Nurses, and two in Neonatal Resuscitation Procedures, scheduled and available in the unit at all times.

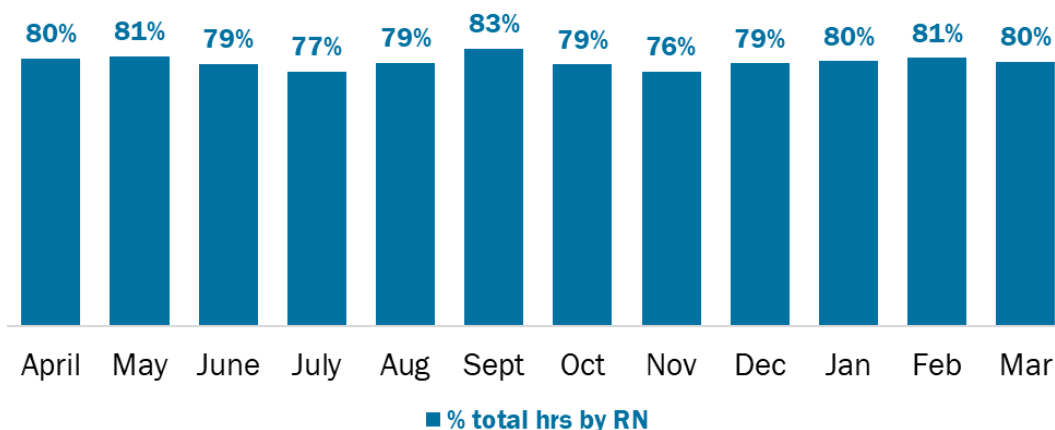
Nursing Care Hours per Patient Day (NCHPPD): April 2024 – March 2025

This graph shows the average number of direct nursing care hours provided per patient during a 24-hour period. Results are shown for care provided by registered nurses (RNs) and by all nursing staff (total) per month.

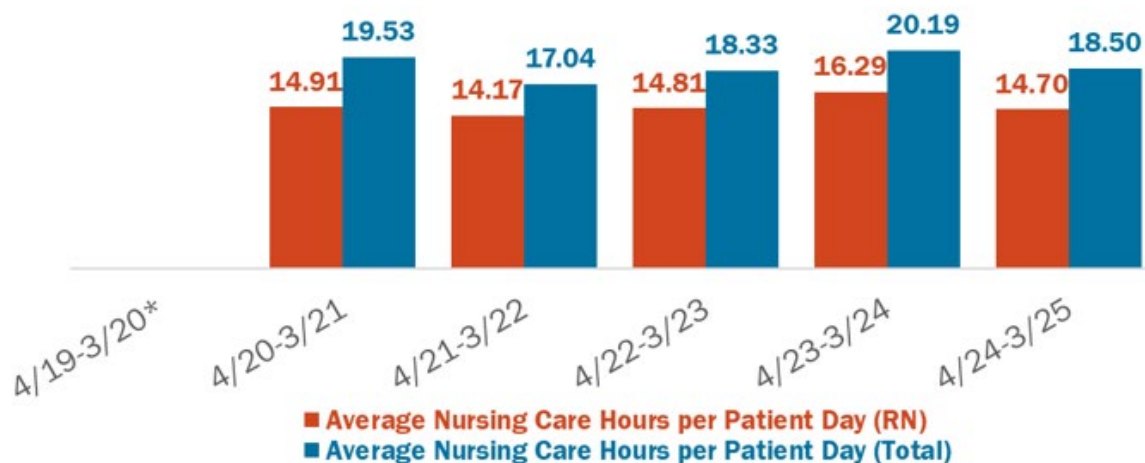


Percent of Total Nursing Care Hours Provided by RNs: April 2024 – March 2025.

This graph shows the percentage of total nursing hours provided by RNs each month. The yearly average for this period is 79.41%.

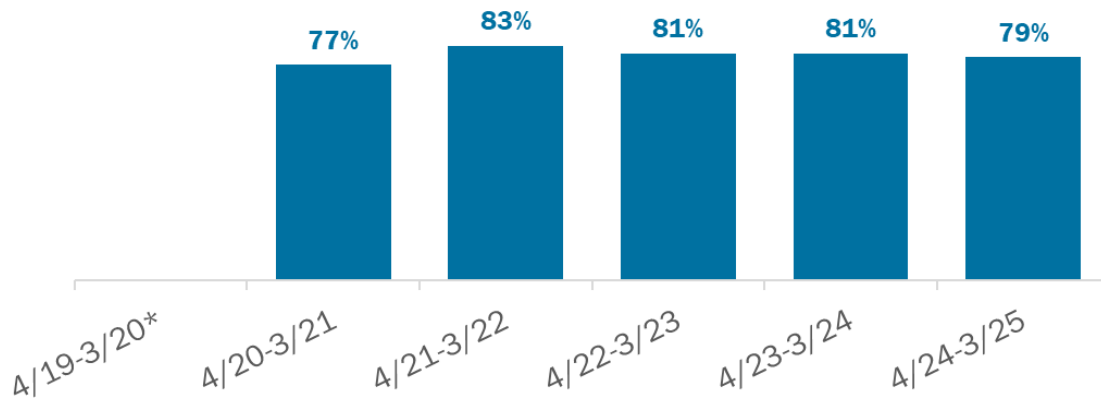


Yearly Average of RN and Total Nursing Care Hours per Patient Day: 2019 – 2025



*Data not available from 4/19-3/20 due to a change in reporting requirements, hospitals were not required to report nurse staffing hours due to the pandemic.

Yearly Percent of Total Nursing Care Hours Provided by RNs: 2019 – 2025



*Data not available from 4/19-3/20 due to a change in reporting requirements, hospitals were not required to report nurse staffing hours due to the pandemic.

Central Vermont Medical Center Nurse Staffing Data

2025 Nurse Staffing Data

Hospital Report Cards can be used to review and compare information about community and psychiatric hospitals in terms of quality of care (outcomes, patient satisfaction, and more), costs for common services, healthcare-associated infection ratios, nurse staffing levels, patient safety, and hospitals' financial information.

Data Notes

- Nurse staffing is measured by nursing care hours per patient day. Nursing care hours are the number of hours worked by nursing staff that have direct patient care responsibilities for more than 50% of their shift. Nursing Care Hours per Patient Day refers to the number of hours of nursing care provided on a hospital unit, compared to the number of patients on that unit during a 24-hour period. This measure was developed by the American Nurses Association for the National Database of Nursing Quality Indicators.
- There is no national standard for optimal nurse staffing level. This is due to varying factors like intensity of patient's needs, the number of admissions, discharges and transfers during a shift, level of experience of nursing staff, layout of the unit and availability of resources (ancillary staff, technology etc.).
- If you need help accessing or understanding this information, contact AHS.VDHHospitalReportCard@vermont.gov



HealthVermont.gov
802-863-7200

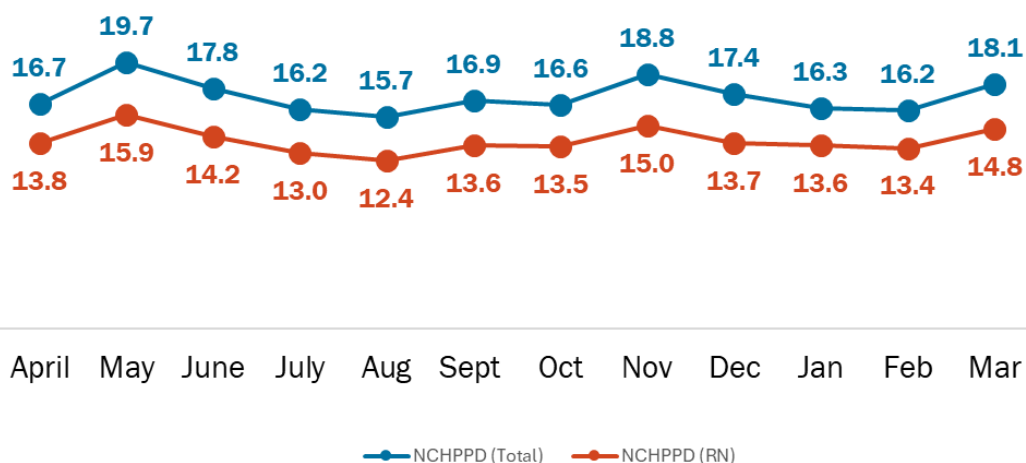


Intensive Care Unit (The Davis Special Care Unit)

The Davis Special Care Unit has 14 licensed beds. Types of services provided in this setting include care of people with, or at risk of developing life-threatening problems such as respiratory and cardiac problems, and pre- and post-operative surgical patients.

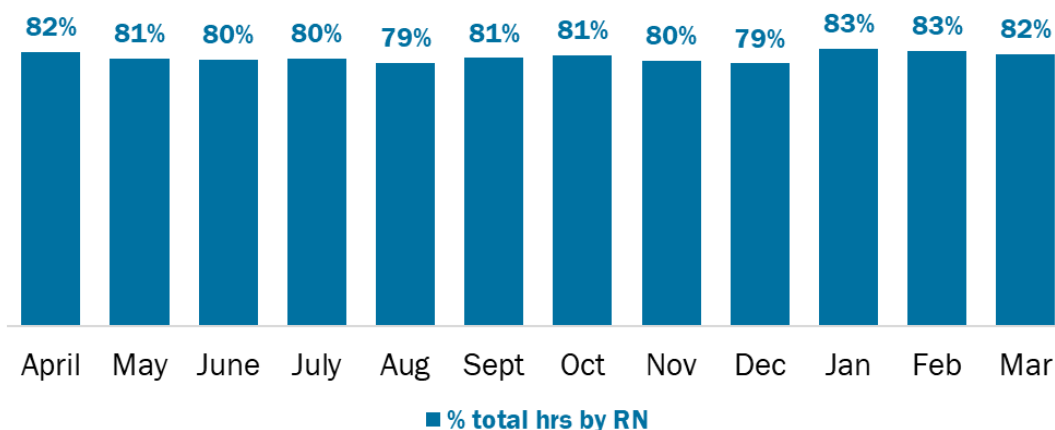
Nursing Care Hours per Patient Day (NCHPPD): April 2024 – March 2025

This graph shows the average number of direct nursing care hours provided per patient during a 24-hour period. Results are shown for care provided by registered nurses (RNs) and by all nursing staff (total) per month.

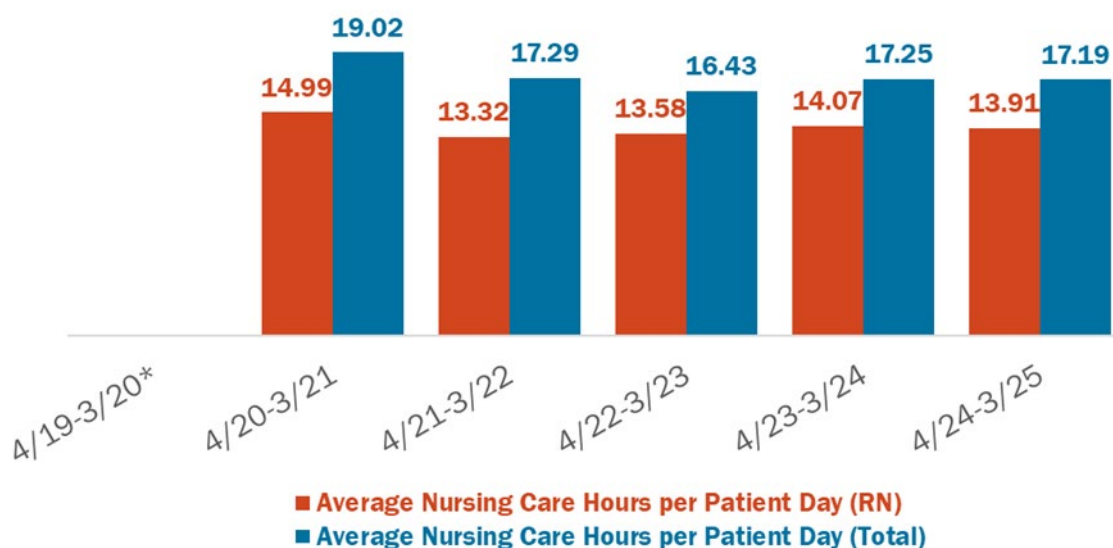


Percent of Total Nursing Care Hours Provided by RNs: April 2024 – March 2025.

This graph shows the percentage of total nursing hours provided by RNs each month. The yearly average for this period is 80.93%.

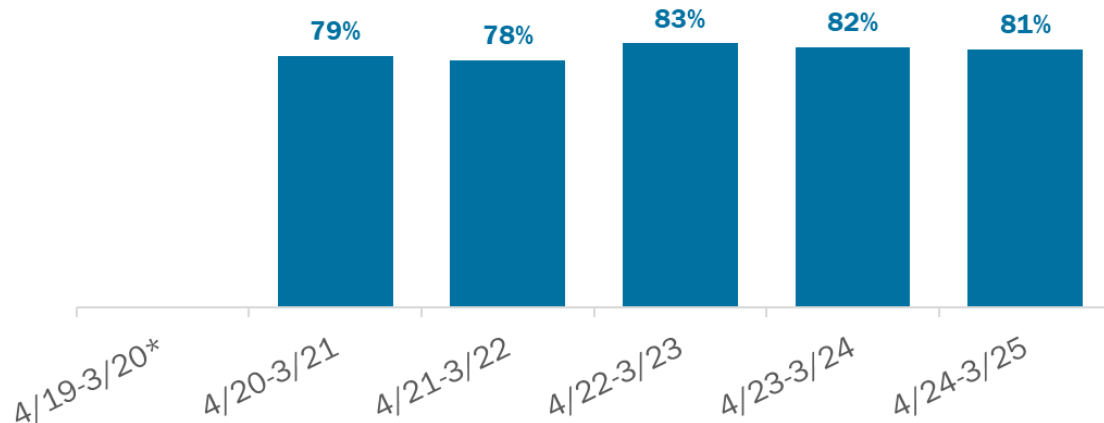


Yearly Average of RN and Total Nursing Care Hours per Patient Day: 2019 – 2025



*Data not available from 4/19-3/20 due to a change in reporting requirements, hospitals were not required to report nurse staffing hours due to the pandemic

Yearly Percent of Total Nursing Care Hours Provided by RNs: 2019 – 2025



*Data not available from 4/19-3/20 due to a change in reporting requirements, hospitals were not required to report nurse staffing hours due to the pandemic.

Central Vermont Medical Center Nurse Staffing Data

2025 Nurse Staffing Data

Hospital Report Cards can be used to review and compare information about community and psychiatric hospitals in terms of quality of care (outcomes, patient satisfaction, and more), costs for common services, healthcare-associated infection ratios, nurse staffing levels, patient safety, and hospitals' financial information.

Data Notes

- Nurse staffing is measured by nursing care hours per patient day. Nursing care hours are the number of hours worked by nursing staff that have direct patient care responsibilities for more than 50% of their shift. Nursing Care Hours per Patient Day refers to the number of hours of nursing care provided on a hospital unit, compared to the number of patients on that unit during a 24-hour period. This measure was developed by the American Nurses Association for the National Database of Nursing Quality Indicators.
- There is no national standard for optimal nurse staffing level. This is due to varying factors like intensity of patient's needs, the number of admissions, discharges and transfers during a shift, level of experience of nursing staff, layout of the unit and availability of resources (ancillary staff, technology etc.).
- If you need help accessing or understanding this information, contact AHS.VDHHospitalReportCard@vermont.gov



HealthVermont.gov
802-863-7200

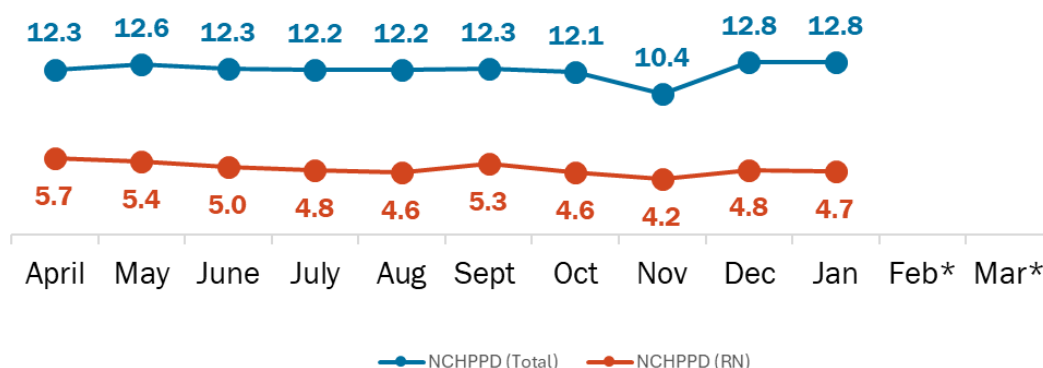


Psychiatric Unit

The Psychiatric Inpatient Unit has 15 licensed beds and cares for adult patients. Types of services provided in this setting include short-term, secure, inpatient care for individuals with a mental health diagnosis and/or substance abuse disorder.

Nursing Care Hours per Patient Day (NCHPPD): April 2024 – March 2025

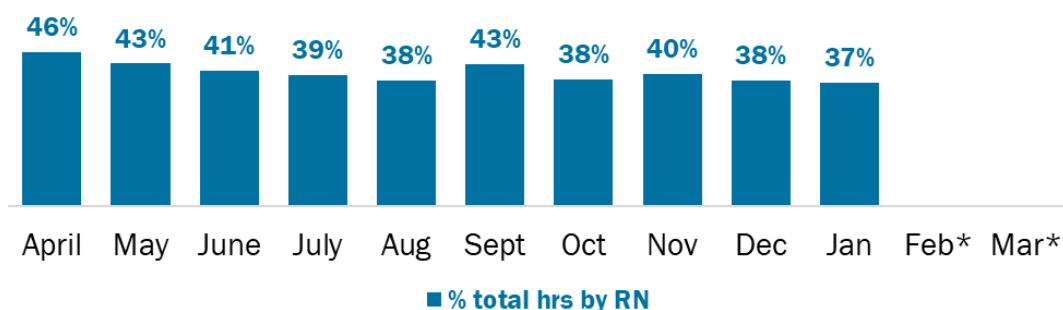
This graph shows the average number of direct nursing care hours provided per patient during a 24-hour period. Results are shown for care provided by registered nurses (RNs) and by all nursing staff (total) per month.



*The inpatient psychiatric unit closed at the end of January 2025

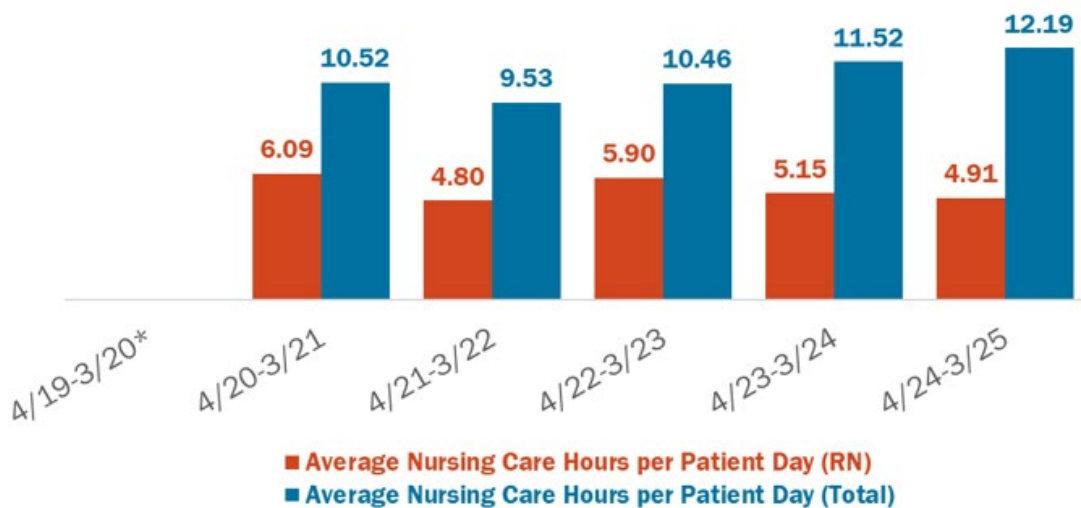
Percent of Total Nursing Care Hours Provided by RNs: April 2024 – March 2025.

This graph shows the percentage of total nursing hours provided by RNs each month. The yearly average for this period is 40.27%.



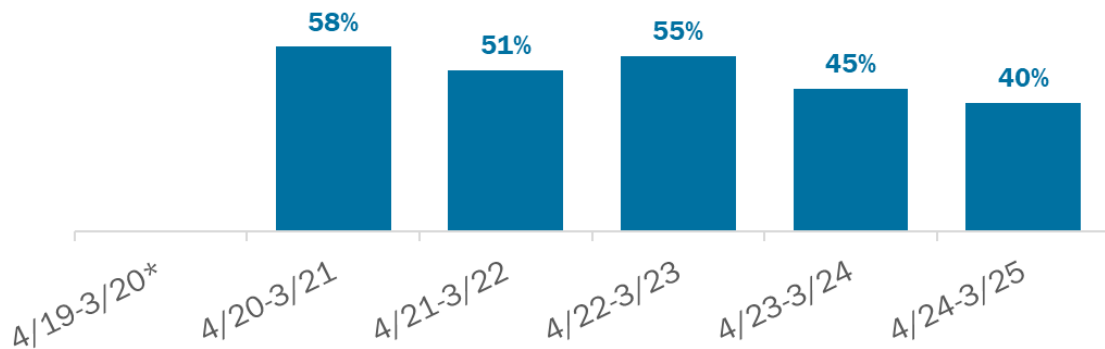
*The inpatient psychiatric unit closed at the end of January 2025

Yearly Average of RN and Total Nursing Care Hours per Patient Day: 2019 – 2025



*Data not available from 4/19-3/20 due to a change in reporting requirements, hospitals were not required to report nurse staffing hours due to the pandemic.

Yearly Percent of Total Nursing Care Hours Provided by RNs: 2019 – 2025



*Data not available from 4/19-3/20 due to a change in reporting requirements, hospitals were not required to report nurse staffing hours due to the pandemic.