

# Brattleboro Retreat Nurse Staffing Data

## 2026 Nurse Staffing Data

Hospital Report Cards can be used to review and compare information about community and psychiatric hospitals in terms of quality of care (outcomes, patient satisfaction, and more), costs for common services, healthcare-associated infection ratios, nurse staffing levels, patient safety, and hospitals' financial information.

### Data Notes

- Nurse staffing is measured by nursing care hours per patient day. Nursing care hours are the number of hours worked by nursing staff that have direct patient care responsibilities for more than 50% of their shift. Nursing Care Hours per Patient Day refers to the number of hours of nursing care provided on a hospital unit, compared to the number of patients on that unit during a 24-hour period. This measure was developed by the American Nurses Association for the National Database of Nursing Quality Indicators.
- There is no national standard for optimal nurse staffing level. This is due to varying factors like intensity of patient's needs, the number of admissions, discharges and transfers during a shift, level of experience of nursing staff, layout of the unit and availability of resources (ancillary staff, technology etc.).
- If you need help accessing or understanding this information, contact [AHS.VDHHospitalReportCard@vermont.gov](mailto:AHS.VDHHospitalReportCard@vermont.gov)



**HealthVermont.gov**  
802-863-7200

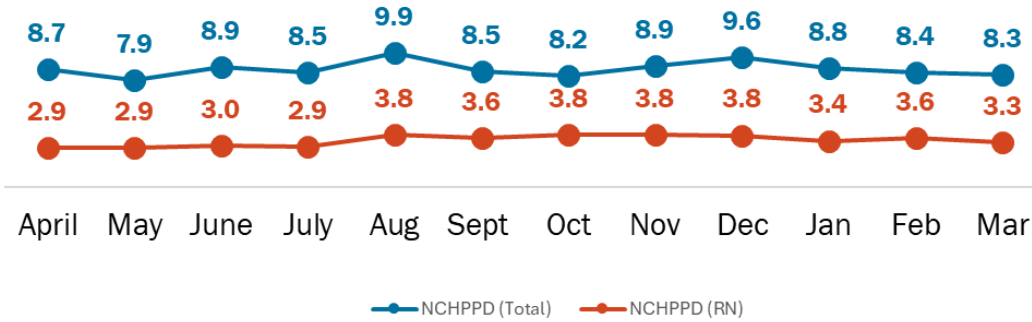


## LGBT Adult Inpatient (Tyler 1)

The Adult Inpatient Unit opened in 2009. The program moved from Osgood 2 to Tyler 1, increasing the licensed bed capacity from 15 to 21. This program includes a track for the treatment of lesbian, gay, bisexual, and transgender adults. Services provided in this setting include secure, inpatient care for individuals with a mental health diagnosis. Some individuals in this unit may need constant 1-to-1 nursing care.

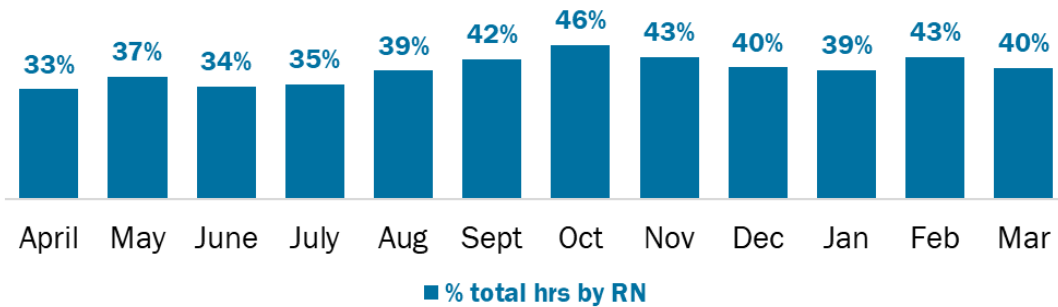
### Nursing Care Hours per Patient Day (NCHPPD): April 2025 – March 2026

This graph shows the average number of direct nursing care hours provided per patient during a 24-hour period. Results are shown for care provided by registered nurses (RNs) and by all nursing staff (total) per month.

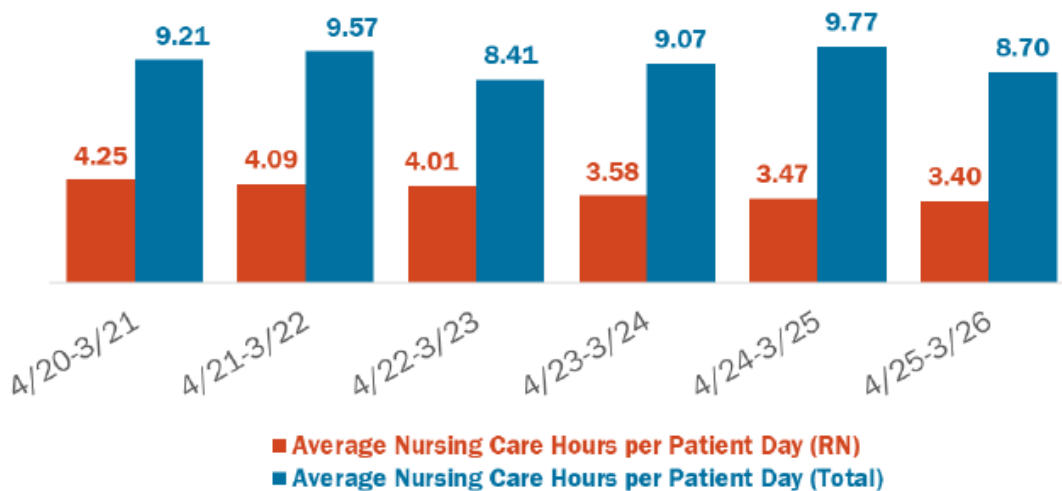


## Percent of Total Nursing Care Hours Provided by RNs: April 2025 – March 2026.

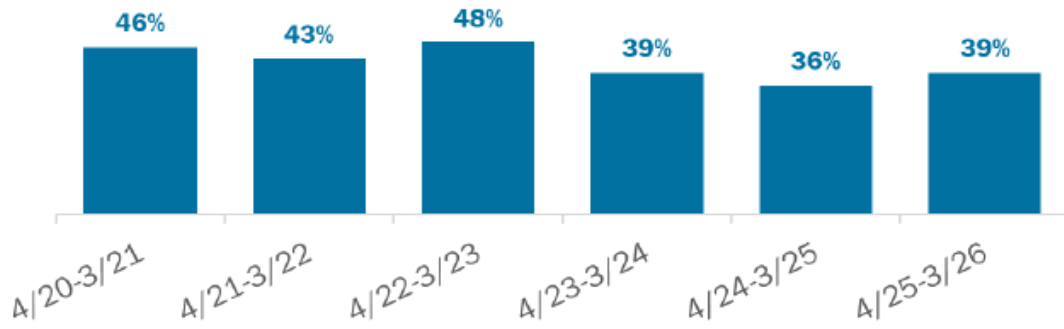
This graph shows the percentage of total nursing hours provided by RNs each month. The yearly average for this period is 39.07%.



## Yearly Average of RN and Total Nursing Care Hours per Patient Day: 2020 – 2026



## Yearly Percent of Total Nursing Care Hours Provided by RNs: 2020 – 2026



# Brattleboro Retreat Nurse Staffing Data

## 2026 Nurse Staffing Data

Hospital Report Cards can be used to review and compare information about community and psychiatric hospitals in terms of quality of care (outcomes, patient satisfaction, and more), costs for common services, healthcare-associated infection ratios, nurse staffing levels, patient safety, and hospitals' financial information.

### Data Notes

- Nurse staffing is measured by nursing care hours per patient day. Nursing care hours are the number of hours worked by nursing staff that have direct patient care responsibilities for more than 50% of their shift. Nursing Care Hours per Patient Day refers to the number of hours of nursing care provided on a hospital unit, compared to the number of patients on that unit during a 24-hour period. This measure was developed by the American Nurses Association for the National Database of Nursing Quality Indicators.
- There is no national standard for optimal nurse staffing level. This is due to varying factors like intensity of patient's needs, the number of admissions, discharges and transfers during a shift, level of experience of nursing staff, layout of the unit and availability of resources (ancillary staff, technology etc.).
- If you need help accessing or understanding this information, contact [AHS.VDHHospitalReportCard@vermont.gov](mailto:AHS.VDHHospitalReportCard@vermont.gov)



**HealthVermont.gov**  
802-863-7200

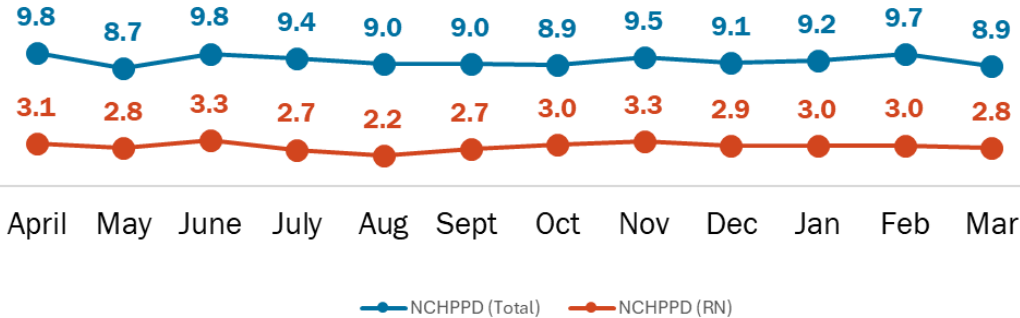


## Adult Acute Care Unit (Tyler 2)

The Adult Acute Care Unit (Tyler 2) has 21 licensed beds and cares for adult patients. Types of services provided in this setting include secure, inpatient care for individuals with a mental health diagnosis. Some individuals in this unit may need constant 1-to-1 nursing care.

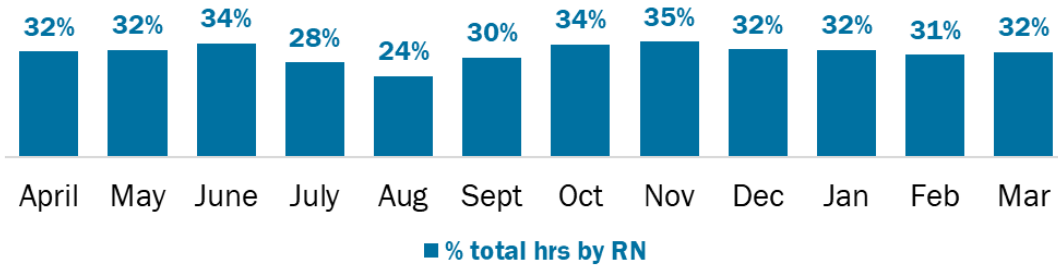
### Nursing Care Hours per Patient Day (NCHPPD): April 2025 – March 2026

This graph shows the average number of direct nursing care hours provided per patient during a 24-hour period. Results are shown for care provided by registered nurses (RNs) and by all nursing staff (total) per month.

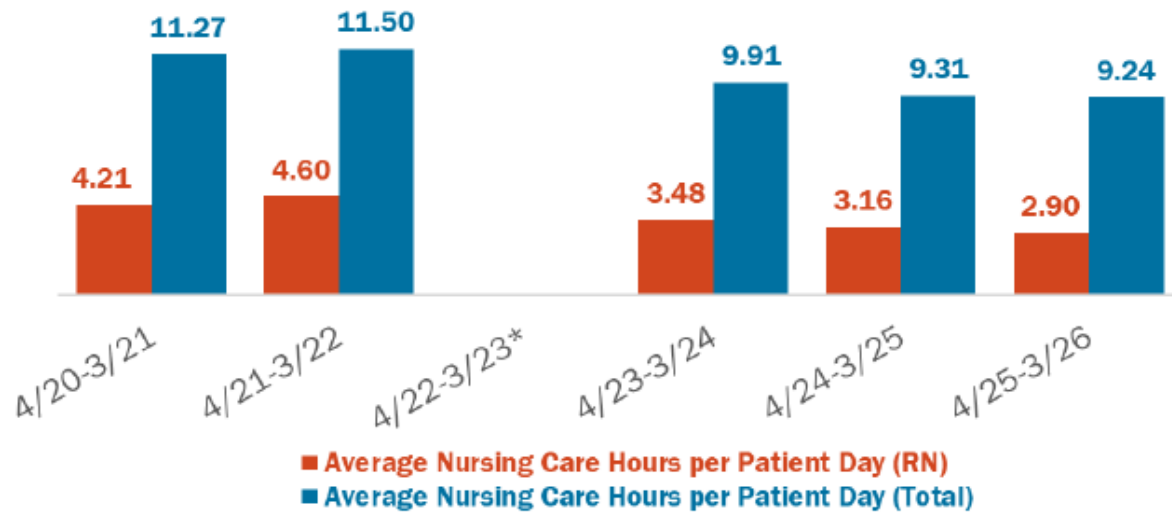


## Percent of Total Nursing Care Hours Provided by RNs: April 2025 – March 2026.

This graph shows the percentage of total nursing hours provided by RNs each month. The yearly average for this period is 31.35%.

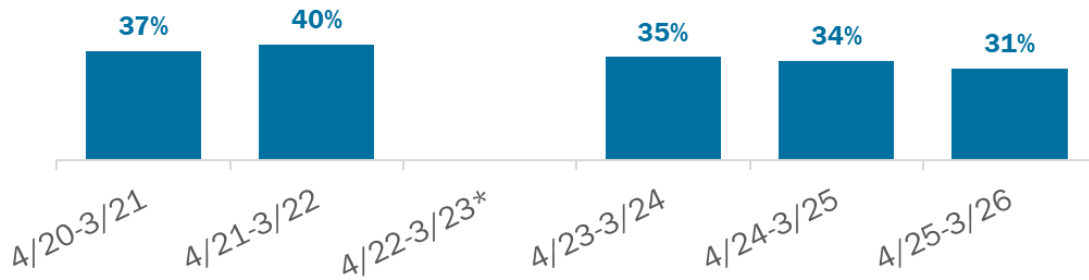


## Yearly Average of RN and Total Nursing Care Hours per Patient Day: 2020 – 2026



\*Yearly average for 4/22-3/23 for T2 alone unable to be calculated. 1/23-3/23 hours calculated in separate Adult Acute Care (T1 & T2) report.

## Yearly Percent of Total Nursing Care Hours Provided by RNs: 2020 – 2026



\*Yearly average for 4/22-3/23 for T2 alone unable to be calculated. 1/23-3/23 hours calculated in separate Adult Acute Care (T1 & T2) report.

# Brattleboro Retreat Nurse Staffing Data

## 2026 Nurse Staffing Data

Hospital Report Cards can be used to review and compare information about community and psychiatric hospitals in terms of quality of care (outcomes, patient satisfaction, and more), costs for common services, healthcare-associated infection ratios, nurse staffing levels, patient safety, and hospitals' financial information.

### Data Notes

- Nurse staffing is measured by nursing care hours per patient day. Nursing care hours are the number of hours worked by nursing staff that have direct patient care responsibilities for more than 50% of their shift. Nursing Care Hours per Patient Day refers to the number of hours of nursing care provided on a hospital unit, compared to the number of patients on that unit during a 24-hour period. This measure was developed by the American Nurses Association for the National Database of Nursing Quality Indicators.
- There is no national standard for optimal nurse staffing level. This is due to varying factors like intensity of patient's needs, the number of admissions, discharges and transfers during a shift, level of experience of nursing staff, layout of the unit and availability of resources (ancillary staff, technology etc.).
- If you need help accessing or understanding this information, contact [AHS.VDHHospitalReportCard@vermont.gov](mailto:AHS.VDHHospitalReportCard@vermont.gov)



**HealthVermont.gov**  
802-863-7200

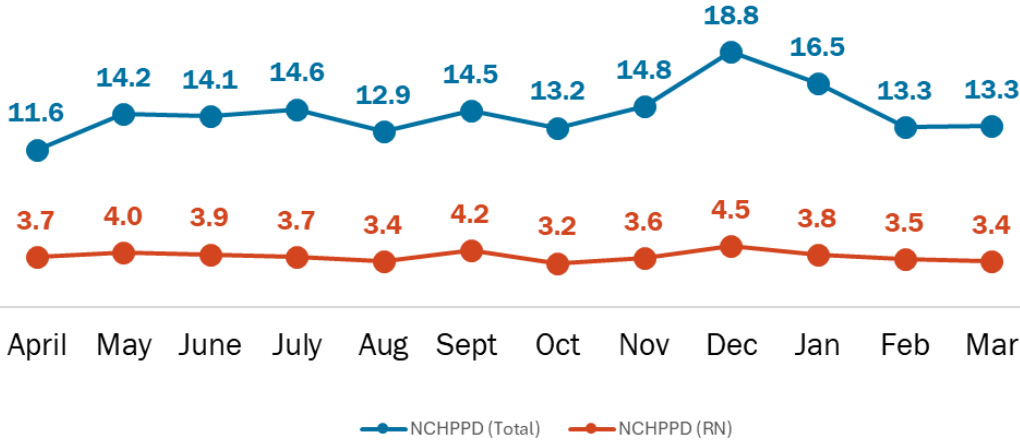


## Adult Intensive Unit 2 (Tyler 3)

The Adult Intensive Unit (AIU) provides state-of-the-art inpatient care for up to 14 patients. This program is a key component in Vermont’s 2012 plan to modernize and streamline psychiatric care following the closing of the former Vermont State Hospital in Waterbury. The AIU offers the finest in 21<sup>st</sup> century design and safety. Opened in 2021, the Retreat’s AIU is a secure unit that offers acutely ill patients a level of advanced psychiatric inpatient care.

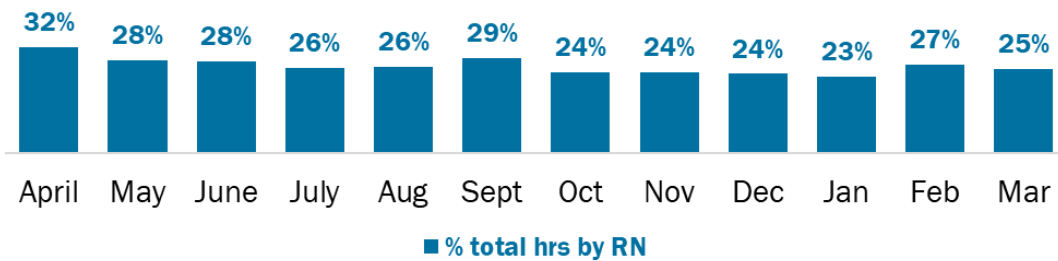
### Nursing Care Hours per Patient Day (NCHPPD): April 2025 – March 2026

This graph shows the average number of direct nursing care hours provided per patient during a 24-hour period. Results are shown for care provided by registered nurses (RNs) and by all nursing staff (total) per month.

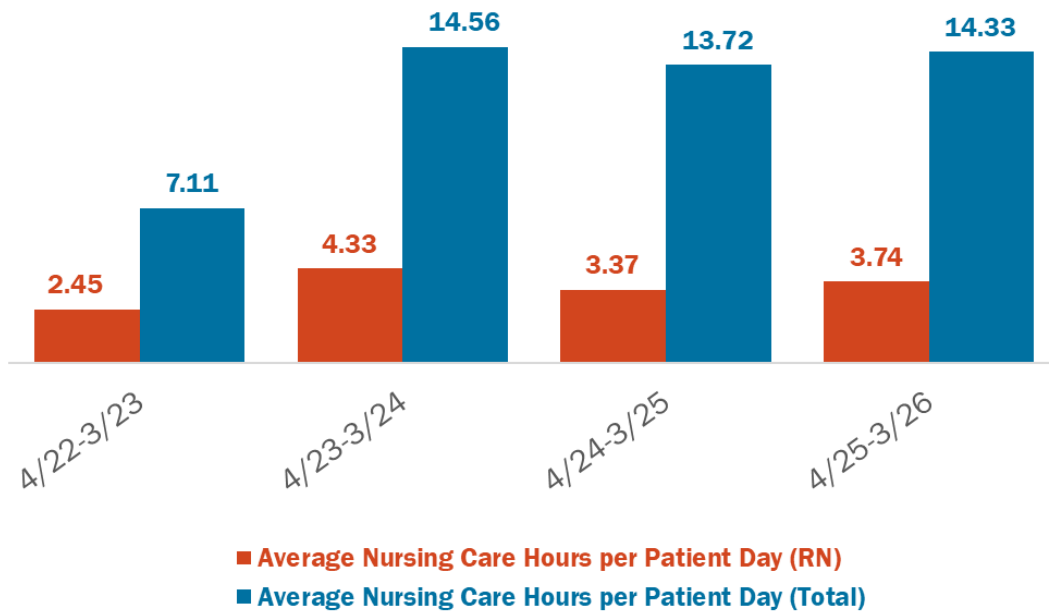


## Percent of Total Nursing Care Hours Provided by RNs: April 2025 – March 2026.

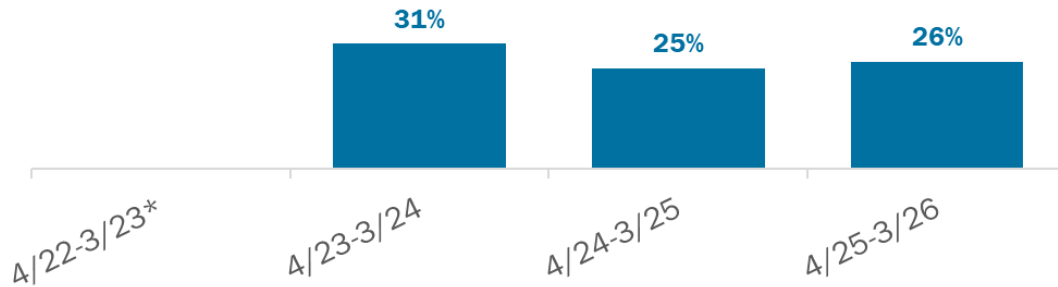
This graph shows the percentage of total nursing hours provided by RNs each month. The yearly average for this period is 26.3%.



## Yearly Average of RN and Total Nursing Care Hours per Patient Day: 2022 – 2026



## Yearly Percent of Total Nursing Care Hours Provided by RNs: 2022 – 2026



\*Percent of total nursing care hours provided by RN not available for 4/22-3/23.

# Brattleboro Retreat Nurse Staffing Data

## 2026 Nurse Staffing Data

Hospital Report Cards can be used to review and compare information about community and psychiatric hospitals in terms of quality of care (outcomes, patient satisfaction, and more), costs for common services, healthcare-associated infection ratios, nurse staffing levels, patient safety, and hospitals' financial information.

### Data Notes

- Nurse staffing is measured by nursing care hours per patient day. Nursing care hours are the number of hours worked by nursing staff that have direct patient care responsibilities for more than 50% of their shift. Nursing Care Hours per Patient Day refers to the number of hours of nursing care provided on a hospital unit, compared to the number of patients on that unit during a 24-hour period. This measure was developed by the American Nurses Association for the National Database of Nursing Quality Indicators.
- There is no national standard for optimal nurse staffing level. This is due to varying factors like intensity of patient's needs, the number of admissions, discharges and transfers during a shift, level of experience of nursing staff, layout of the unit and availability of resources (ancillary staff, technology etc.).
- If you need help accessing or understanding this information, contact [AHS.VDHHospitalReportCard@vermont.gov](mailto:AHS.VDHHospitalReportCard@vermont.gov)



**HealthVermont.gov**  
802-863-7200

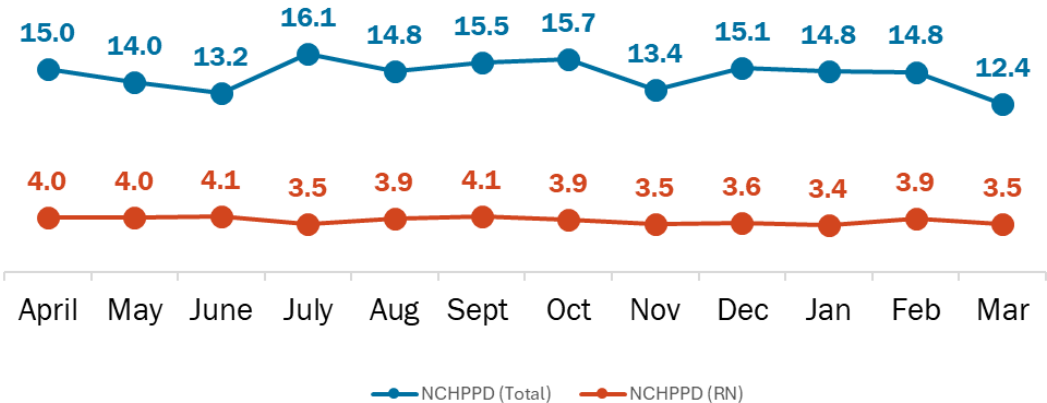


## Adult Intensive Unit (Tyler 4)

The Adult Intensive Unit (AIU) provides state-of-the-art inpatient care for up to 14 patients. This program is a key component in Vermont’s 2012 plan to modernize and streamline psychiatric care following the closing of the former Vermont State Hospital in Waterbury. The AIU offers the finest in 21<sup>st</sup>-century design and safety. Opened in 2011, the Retreat’s AIU is a secure unit that offers acutely ill patients a level of advanced psychiatric inpatient care.

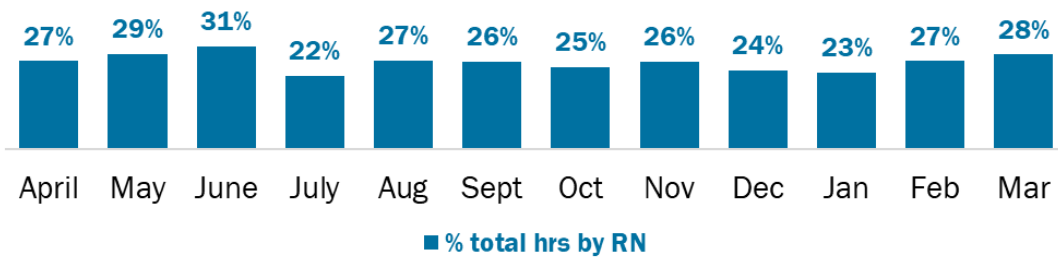
### Nursing Care Hours per Patient Day (NCHPPD): April 2025 – March 2026

This graph shows the average number of direct nursing care hours provided per patient during a 24-hour period. Results are shown for care provided by registered nurses (RNs) and by all nursing staff (total) per month.

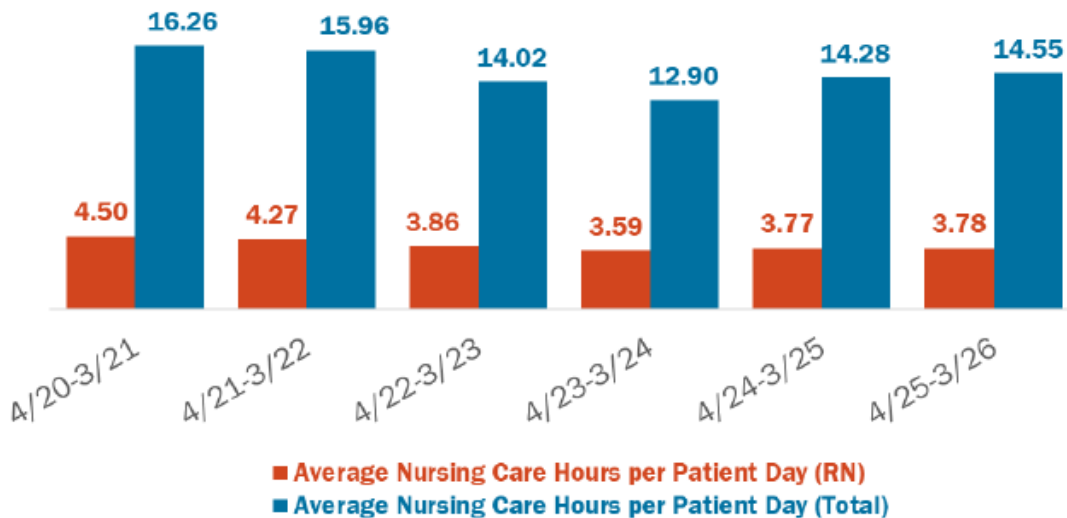


## Percent of Total Nursing Care Hours Provided by RNs: April 2025 – March 2026.

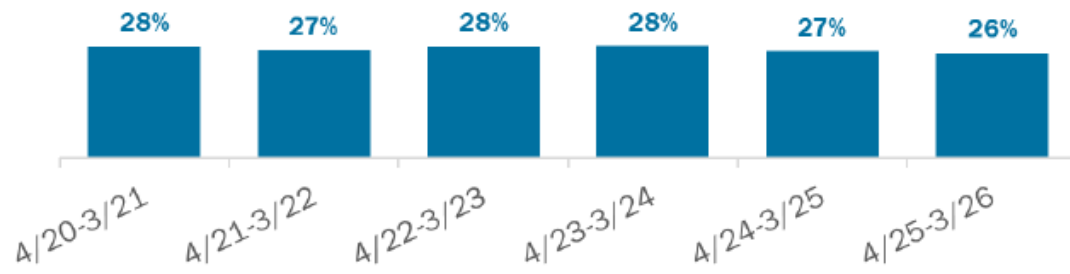
This graph shows the percentage of total nursing hours provided by RNs each month. The yearly average for this period is 26.13%.



## Yearly Average of RN and Total Nursing Care Hours per Patient Day: 2020 – 2026



## Yearly Percent of Total Nursing Care Hours Provided by RNs: 2020 – 2026



# Brattleboro Retreat Nurse Staffing Data

## 2026 Nurse Staffing Data

Hospital Report Cards can be used to review and compare information about community and psychiatric hospitals in terms of quality of care (outcomes, patient satisfaction, and more), costs for common services, healthcare-associated infection ratios, nurse staffing levels, patient safety, and hospitals' financial information.

### Data Notes

- Nurse staffing is measured by nursing care hours per patient day. Nursing care hours are the number of hours worked by nursing staff that have direct patient care responsibilities for more than 50% of their shift. Nursing Care Hours per Patient Day refers to the number of hours of nursing care provided on a hospital unit, compared to the number of patients on that unit during a 24-hour period. This measure was developed by the American Nurses Association for the National Database of Nursing Quality Indicators.
- There is no national standard for optimal nurse staffing level. This is due to varying factors like intensity of patient's needs, the number of admissions, discharges and transfers during a shift, level of experience of nursing staff, layout of the unit and availability of resources (ancillary staff, technology etc.).
- If you need help accessing or understanding this information, contact [AHS.VDHHospitalReportCard@vermont.gov](mailto:AHS.VDHHospitalReportCard@vermont.gov)



**HealthVermont.gov**  
802-863-7200

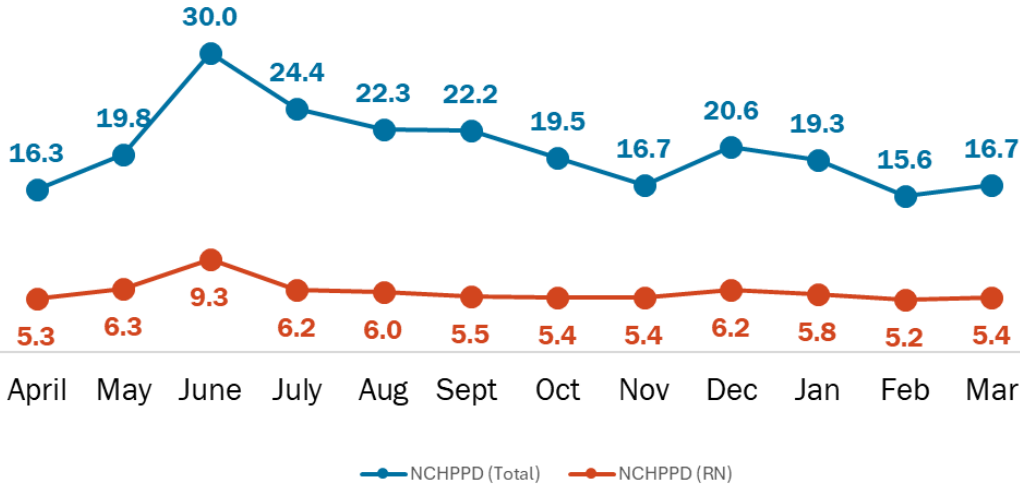


## Adolescent Inpatient Unit (Osgood 2)

The Adolescent Inpatient Unit moved from Osgood 1 to Osgood 2 increasing the unit footprint. The unit went from 10 licensed beds to 12 licensed beds and cares for young people ages 12-18 who need short-term, inpatient care to help manage and overcome serious psychiatric disorders.

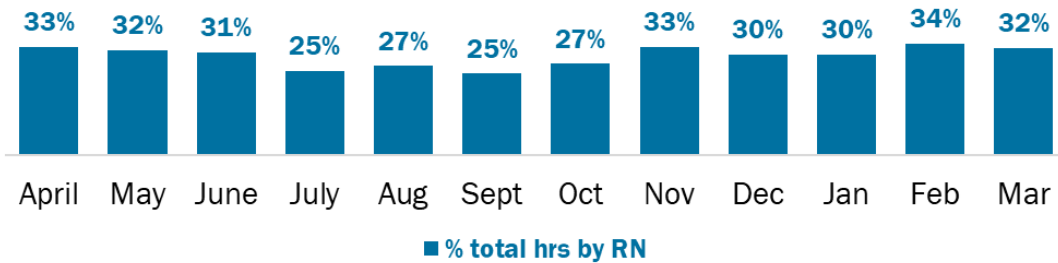
### Nursing Care Hours per Patient Day (NCHPPD): April 2025 – March 2026

This graph shows the average number of direct nursing care hours provided per patient during a 24-hour period. Results are shown for care provided by registered nurses (RNs) and by all nursing staff (total) per month.

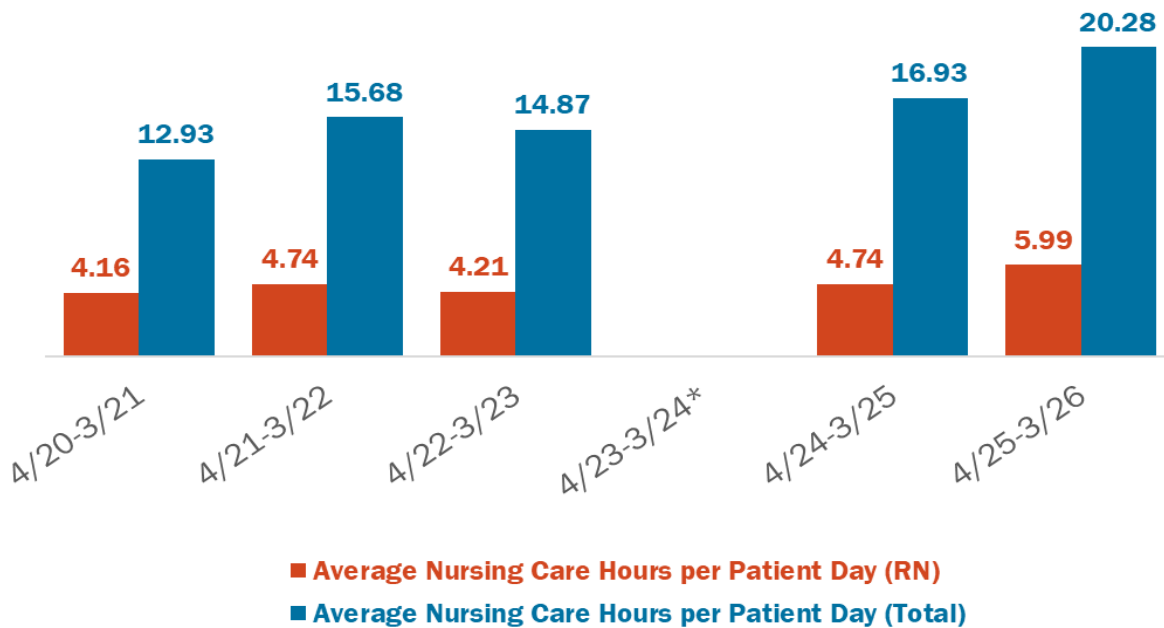


## Percent of Total Nursing Care Hours Provided by RNs: April 2025 – March 2026.

This graph shows the percentage of total nursing hours provided by RNs each month. The yearly average for this period is 29.83%

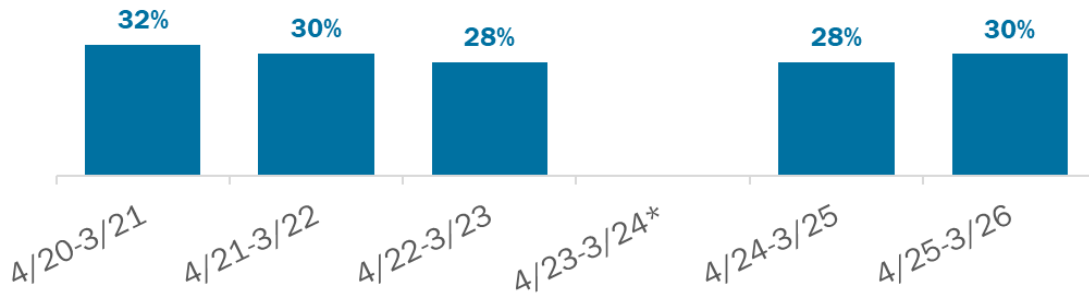


## Yearly Average of RN and Total Nursing Care Hours per Patient Day: 2020 – 2026



\*Yearly average for 4/23-3/24 could not be calculated

## Yearly Percent of Total Nursing Care Hours Provided by RNs: 2020 – 2026



\*Yearly percent of total nursing care hours provided by RNs could not be calculated for 4/23-3/24.

# Brattleboro Retreat Nurse Staffing Data

## 2026 Nurse Staffing Data

Hospital Report Cards can be used to review and compare information about community and psychiatric hospitals in terms of quality of care (outcomes, patient satisfaction, and more), costs for common services, healthcare-associated infection ratios, nurse staffing levels, patient safety, and hospitals' financial information.

### Data Notes

- Nurse staffing is measured by nursing care hours per patient day. Nursing care hours are the number of hours worked by nursing staff that have direct patient care responsibilities for more than 50% of their shift. Nursing Care Hours per Patient Day refers to the number of hours of nursing care provided on a hospital unit, compared to the number of patients on that unit during a 24-hour period. This measure was developed by the American Nurses Association for the National Database of Nursing Quality Indicators.
- There is no national standard for optimal nurse staffing level. This is due to varying factors like intensity of patient's needs, the number of admissions, discharges and transfers during a shift, level of experience of nursing staff, layout of the unit and availability of resources (ancillary staff, technology etc.).
- If you need help accessing or understanding this information, contact [AHS.VDHHospitalReportCard@vermont.gov](mailto:AHS.VDHHospitalReportCard@vermont.gov)



**HealthVermont.gov**  
802-863-7200

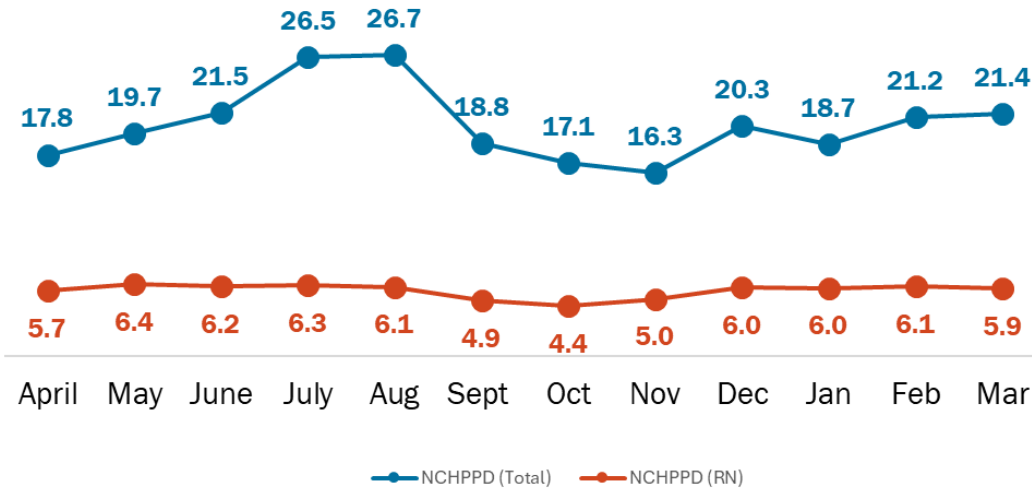


## Adolescent Inpatient Unit 2 (Osgood 3)

The Adolescent Inpatient Unit 2 (Osgood 3) was opened in February 2023 due to the need of additional beds to accommodate the need in the community. The unit has 12 licensed beds and cares for young people ages 12-18 who need short-term, inpatient care to help manage and overcome serious psychiatric disorders.

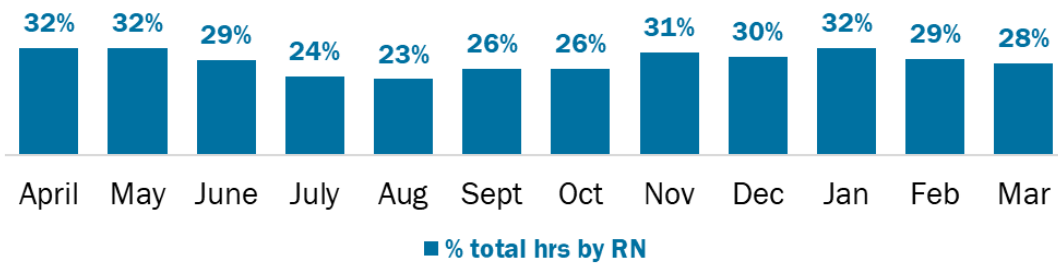
### Nursing Care Hours per Patient Day (NCHPPD): April 2025 – March 2026

This graph shows the average number of direct nursing care hours provided per patient during a 24-hour period. Results are shown for care provided by registered nurses (RNs) and by all nursing staff (total) per month.

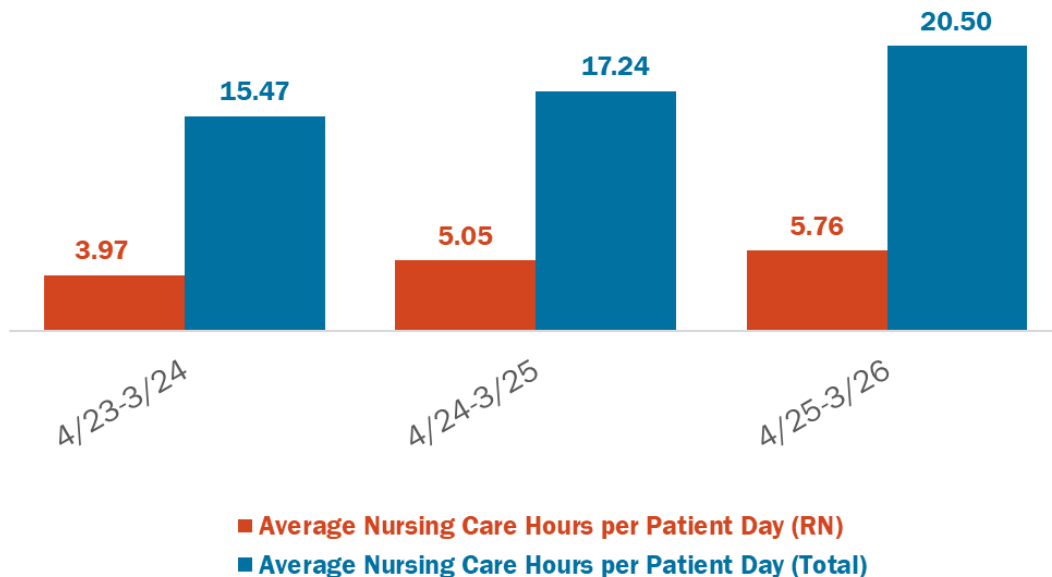


## Percent of Total Nursing Care Hours Provided by RNs: April 2025 – March 2026.

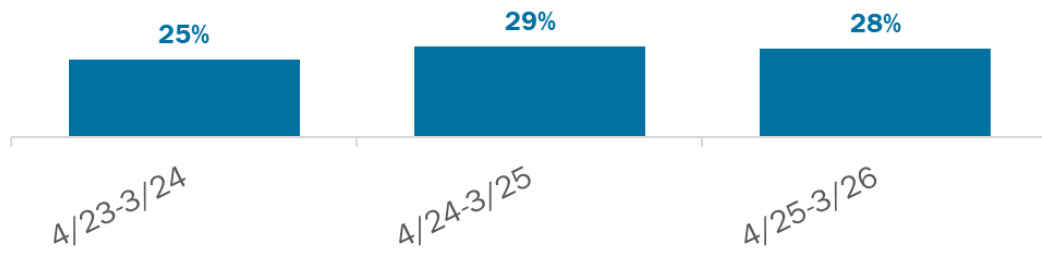
This graph shows the percentage of total nursing hours provided by RNs each month. The yearly average for this period is 28.40%.



## Yearly Average of RN and Total Nursing Care Hours per Patient Day: 2023 - 2026



## Yearly Percent of Total Nursing Care Hours Provided by RNs: 2023 - 2026



# Brattleboro Retreat Nurse Staffing Data

## 2026 Nurse Staffing Data

Hospital Report Cards can be used to review and compare information about community and psychiatric hospitals in terms of quality of care (outcomes, patient satisfaction, and more), costs for common services, healthcare-associated infection ratios, nurse staffing levels, patient safety, and hospitals' financial information.

### Data Notes

- Nurse staffing is measured by nursing care hours per patient day. Nursing care hours are the number of hours worked by nursing staff that have direct patient care responsibilities for more than 50% of their shift. Nursing Care Hours per Patient Day refers to the number of hours of nursing care provided on a hospital unit, compared to the number of patients on that unit during a 24-hour period. This measure was developed by the American Nurses Association for the National Database of Nursing Quality Indicators.
- There is no national standard for optimal nurse staffing level. This is due to varying factors like intensity of patient's needs, the number of admissions, discharges and transfers during a shift, level of experience of nursing staff, layout of the unit and availability of resources (ancillary staff, technology etc.).
- If you need help accessing or understanding this information, contact [AHS.VDHHospitalReportCard@vermont.gov](mailto:AHS.VDHHospitalReportCard@vermont.gov)



**HealthVermont.gov**  
802-863-7200

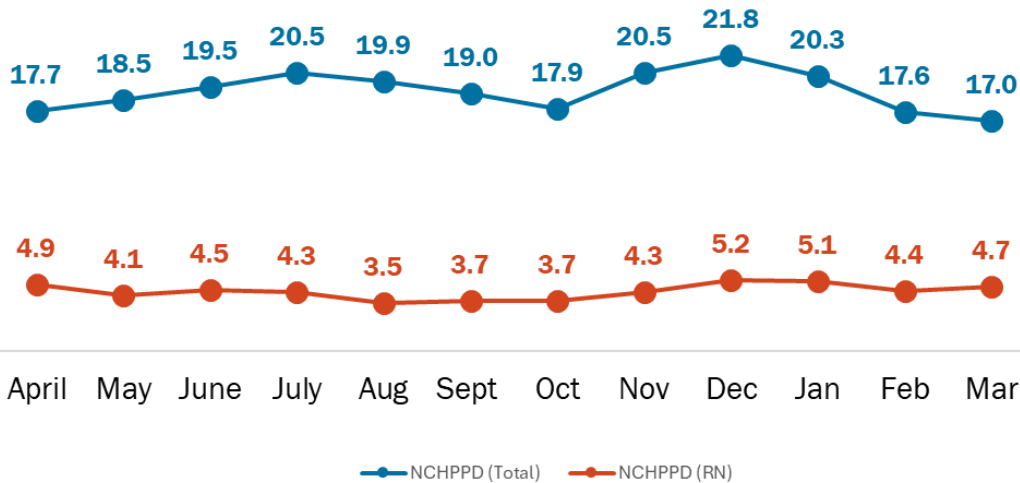


## Children's Inpatient Unit (Osgood 1)

The Children's Unit has 12 licensed beds and cares for children ages 5-11 who are experiencing a variety of emotional or behavioral challenges.

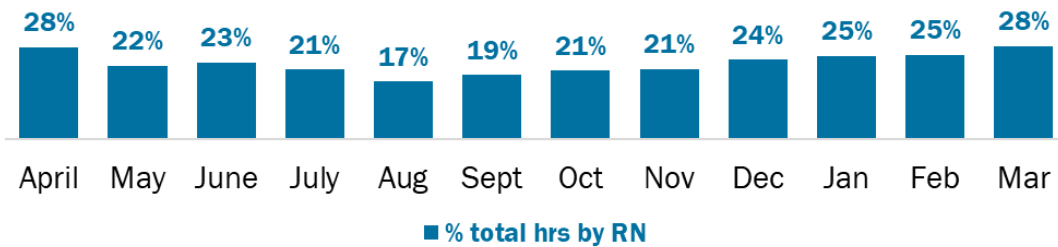
### Nursing Care Hours per Patient Day (NCHPPD): April 2025 – March 2026

This graph shows the average number of direct nursing care hours provided per patient during a 24-hour period. Results are shown for care provided by registered nurses (RNs) and by all nursing staff (total) per month.

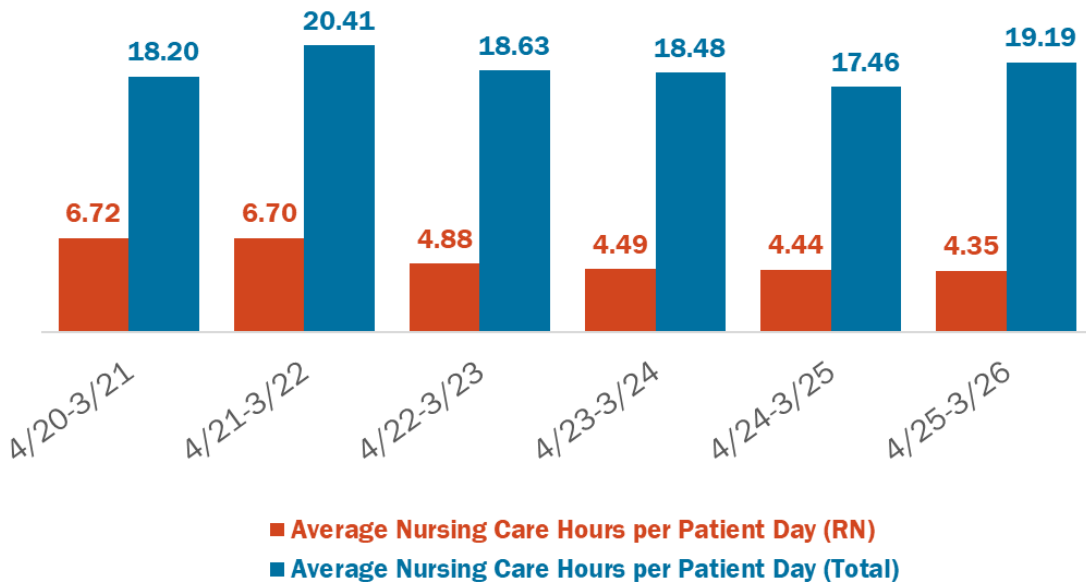


## Percent of Total Nursing Care Hours Provided by RNs: April 2025 – March 2026.

This graph shows the percentage of total nursing hours provided by RNs each month. The yearly average for this period is 22.78%.



## Yearly Average of RN and Total Nursing Care Hours per Patient Day: 2020 – 2026



## Yearly Percent of Total Nursing Care Hours Provided by RNs: 2020 – 2026

