

Northwestern Medical Center Nurse Staffing Data

2025 Nurse Staffing Data

Hospital Report Cards can be used to review and compare information about community and psychiatric hospitals in terms of quality of care (outcomes, patient satisfaction, and more), costs for common services, healthcare-associated infection ratios, nurse staffing levels, patient safety, and hospitals' financial information.

Data Notes

- Nurse staffing is measured by nursing care hours per patient day. Nursing care hours are the number of hours worked by nursing staff that have direct patient care responsibilities for more than 50% of their shift. Nursing Care Hours per Patient Day refers to the number of hours of nursing care provided on a hospital unit, compared to the number of patients on that unit during a 24-hour period. This measure was developed by the American Nurses Association for the National Database of Nursing Quality Indicators.
- There is no national standard for optimal nurse staffing level. This is due to varying factors like intensity of patient's needs, the number of admissions, discharges and transfers during a shift, level of experience of nursing staff, layout of the unit and availability of resources (ancillary staff, technology etc.).
- If you need help accessing or understanding this information, contact AHS.VDHHospitalReportCard@vermont.gov



HealthVermont.gov
802-863-7200

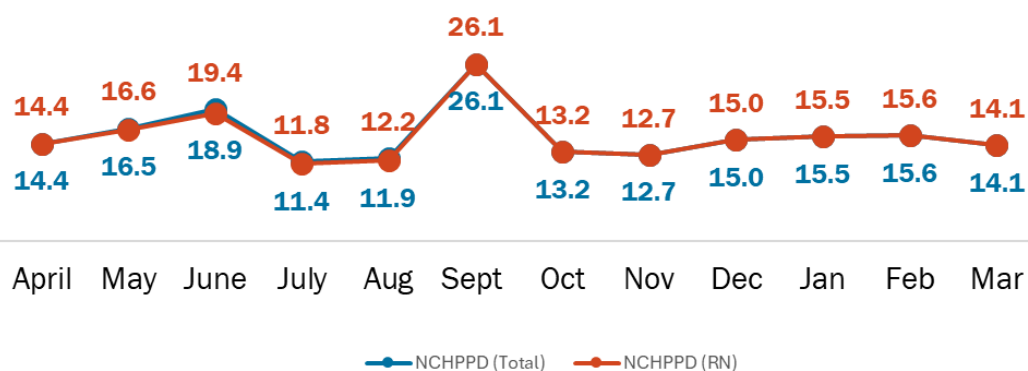


Family Birth Center

The Family Birth Center is a 13 bed LDRP unit providing care delivery with a maternal-child focus. This report reflects (combined)combined staffing care data for all levels of care served on the Family Birth Center: labor, delivery, post-partum, newborn, and pediatric care.

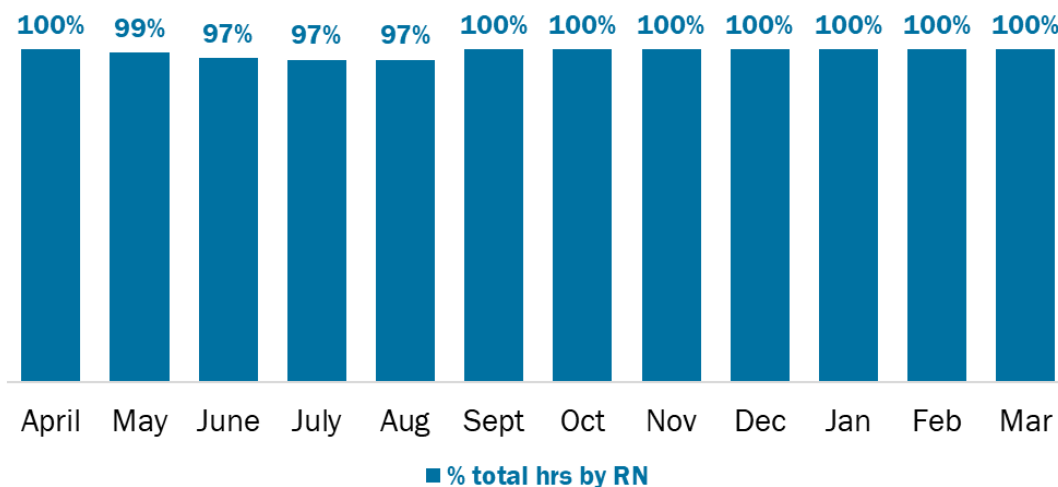
Nursing Care Hours per Patient Day (NCHPPD): April 2024 – March 2025

This graph shows the average number of direct nursing care hours provided per patient during a 24-hour period. Results are shown for care provided by registered nurses (RNs) and by all nursing staff (total) per month.



Percent of Total Nursing Care Hours Provided by RNs: April 2024 – March 2025.

This graph shows the percentage of total nursing hours provided by RNs each month. The yearly average for this period is 99.10%.



Yearly Average of RN and Total Nursing Care Hours per Patient Day: 2025

The annual average of RN and Total Nursing Care Hours per Patient Day is not available for 2025.

Yearly Percent of Total Nursing Care Hours Provided by RNs: 2025

The annual average Percent of Total Nursing Care Hours Provided by RNs is not available for 2025.

Northwestern Medical Center Nurse Staffing Data

2025 Nurse Staffing Data

Hospital Report Cards can be used to review and compare information about community and psychiatric hospitals in terms of quality of care (outcomes, patient satisfaction, and more), costs for common services, healthcare-associated infection ratios, nurse staffing levels, patient safety, and hospitals' financial information.

Data Notes

- Nurse staffing is measured by nursing care hours per patient day. Nursing care hours are the number of hours worked by nursing staff that have direct patient care responsibilities for more than 50% of their shift. Nursing Care Hours per Patient Day refers to the number of hours of nursing care provided on a hospital unit, compared to the number of patients on that unit during a 24-hour period. This measure was developed by the American Nurses Association for the National Database of Nursing Quality Indicators.
- There is no national standard for optimal nurse staffing level. This is due to varying factors like intensity of patient's needs, the number of admissions, discharges and transfers during a shift, level of experience of nursing staff, layout of the unit and availability of resources (ancillary staff, technology etc.).
- If you need help accessing or understanding this information, contact AHS.VDHHospitalReportCard@vermont.gov



HealthVermont.gov
802-863-7200

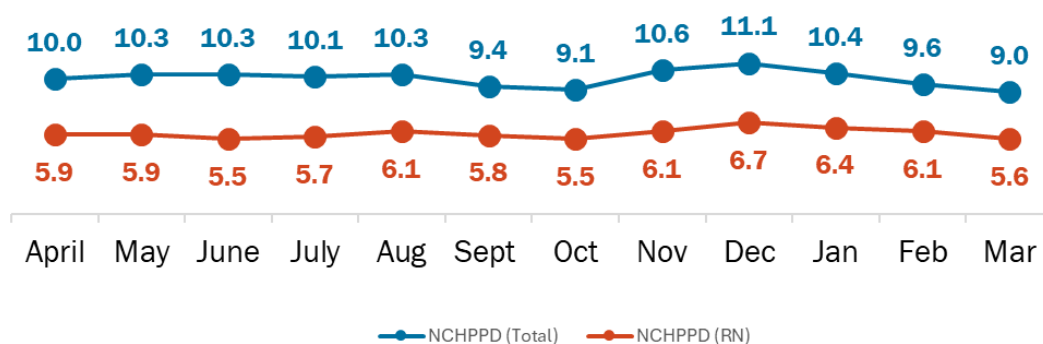


Progressive Care Unit - Combined

The Progressive Care Unit is an adult acute care unit that serves sub-acute, med-surg, step-down, and critical care patients. The nursing care hours per patient day below are the combined hours of care for these four levels of care: sub-acute, med-surg, step-down, and critical care.

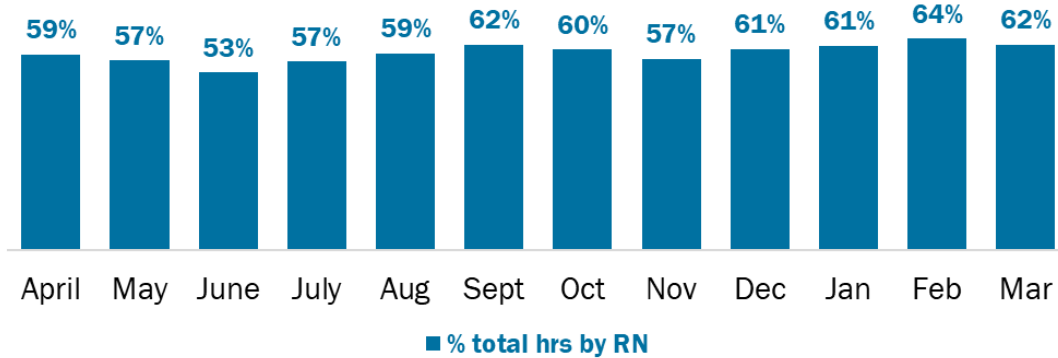
Nursing Care Hours per Patient Day (NCHPPD): April 2024 – March 2025

This graph shows the average number of direct nursing care hours provided per patient during a 24-hour period. Results are shown for care provided by registered nurses (RNs) and by all nursing staff (total) per month.

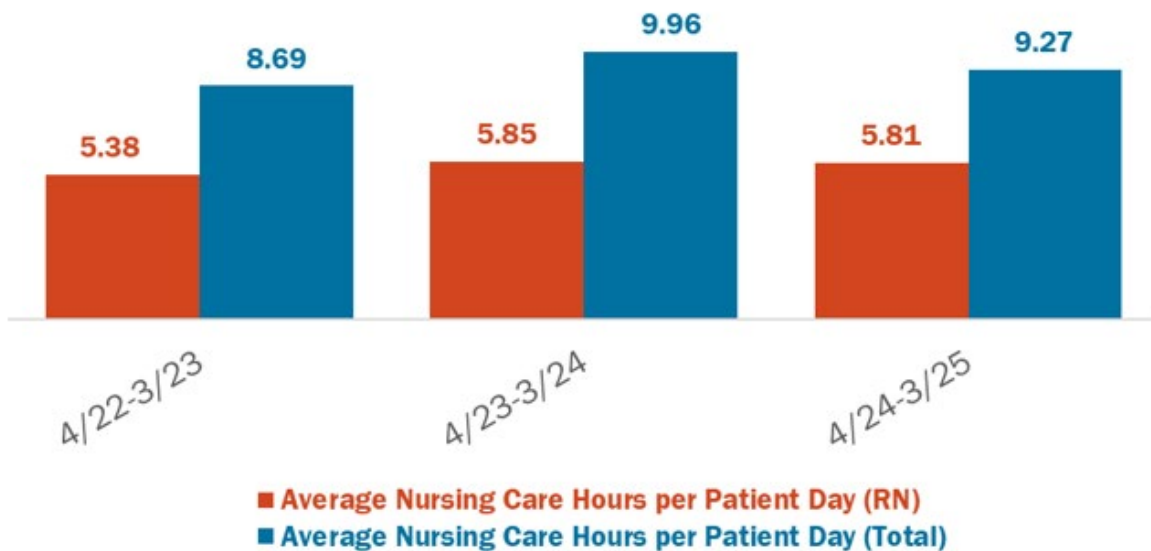


Percent of Total Nursing Care Hours Provided by RNs: April 2024 – March 2025.

This graph shows the percentage of total nursing hours provided by RNs each month. The yearly average for this period is 62.67%.



Yearly Average of RN and Total Nursing Care Hours per Patient Day: 2022 – 2025



Yearly Percent of Total Nursing Care Hours Provided by RNs: 2022 – 2025

