

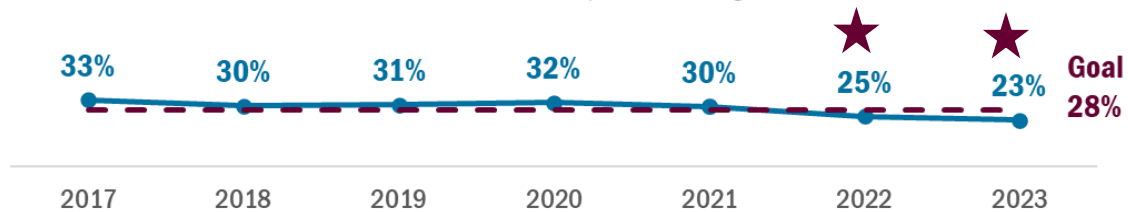
Vermont State Health Improvement Plan 2019-2023: Trends in Tobacco Measures

June 2025

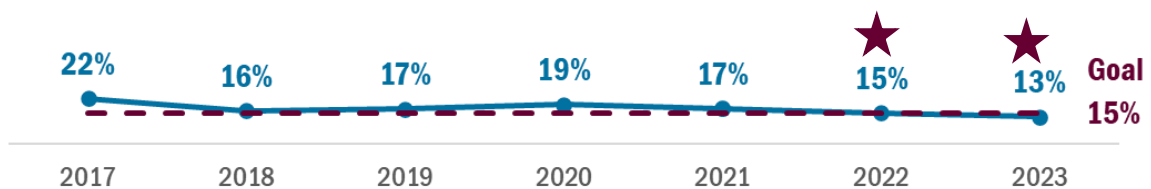
The [State Health Improvement Plan \(SHIP\)](#), active from 2019 to 2023, included seven tobacco-related measures to monitor tobacco use among Vermont adults and youth for progress toward plan goals. Five of seven measures were met during these 5 years. The goals for the SHIP are drafted from the 2018 State Health Assessment, utilizing data from 2017 and earlier years. While this iteration of the SHIP is complete, the program remains committed to improving these measures. If you need help accessing or understanding this information, contact ahs.vdhhpdpanalytics@vermont.gov.

Adult Measures

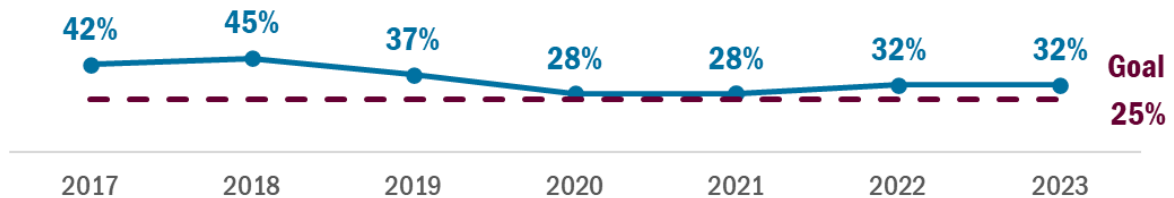
Percent of adults with disabilities who currently smoke cigarettes (VT BRFSS)^{Ω*}



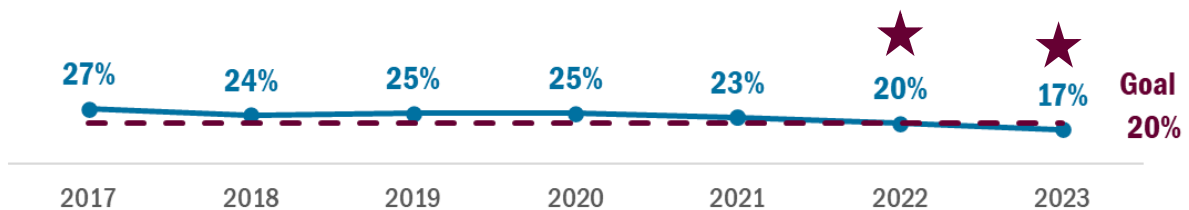
Percent of LGBTQ+ adults who currently smoke cigarettes (VT BRFSS)^{Ω*}



Percent of Native American adults who currently smoke cigarettes (VT BRFSS)^{Ω*}



Percent of adults with depression who currently smoke cigarettes (VT BRFSS)^{Ω*}

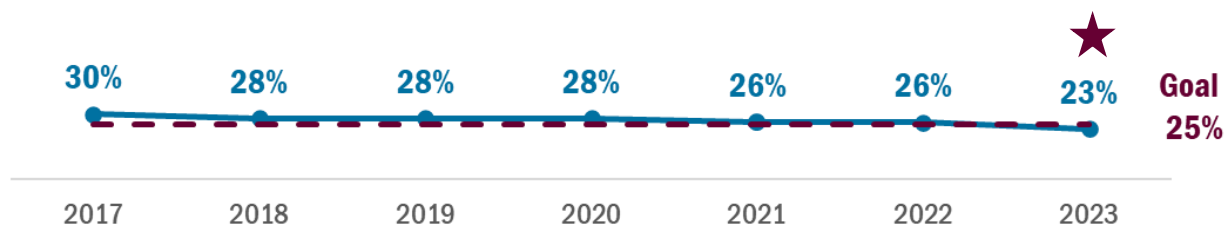


HealthVermont.gov
802-863-7200



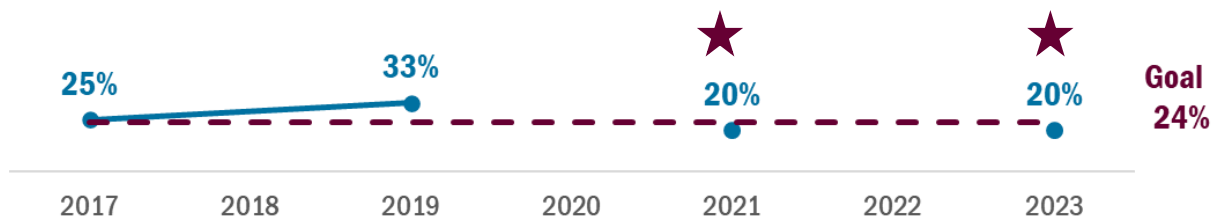
Adult Measures (continued)

Percent of adults insured by Medicaid who smoke or use tobacco (VT CAHPS)^Ω

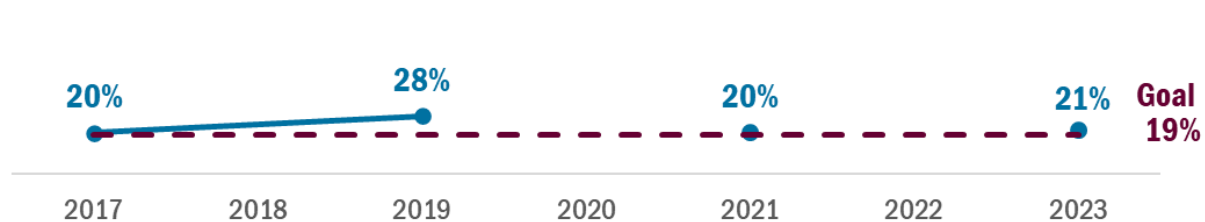


Youth Measures

Percent of LGBTQ+ adolescents in grades 9-12 who used any tobacco product in the past 30 days (VT YRBS)^{Ω‡}



Percent of adolescents in grades 9-12 from racial and ethnic minority groups who used any tobacco product in the past 30 days (VT YRBS)^{Ω‡}



Data Notes:

Ω: BRFSS = Behavioral Risk Factor Surveillance System (All BRFSS measures include 2 years of data, the listed year and the year prior, e.g. 2017 has data from 2016 and 2017);

YRBS = Youth Risk Behavior Survey;

CAHPS: Consumer Assessment of Healthcare Providers and Systems.

*: Adult cigarette smoking prevalence is age-adjusted to the U.S. 2000 population.

‡: Caution should be used when comparing 2021 YRBS data with other years due to [changes in survey timing due to the COVID-19 pandemic](#). This is indicated with a break in the trendline. In addition, the 2021 rate for any tobacco product use among LGBTQ+ youth cannot be compared with prior years as the question methodology changed.

★ : Met or exceeded goal.