

Rutland Regional Medical Center Nurse Staffing Data

2026 Nurse Staffing Data

Hospital Report Cards can be used to review and compare information about community and psychiatric hospitals in terms of quality of care (outcomes, patient satisfaction, and more), costs for common services, healthcare-associated infection ratios, nurse staffing levels, patient safety, and hospitals' financial information.

Data Notes

- Nurse staffing is measured by nursing care hours per patient day. Nursing care hours are the number of hours worked by nursing staff that have direct patient care responsibilities for more than 50% of their shift. Nursing Care Hours per Patient Day refers to the number of hours of nursing care provided on a hospital unit, compared to the number of patients on that unit during a 24-hour period. This measure was developed by the American Nurses Association for the National Database of Nursing Quality Indicators.
- There is no national standard for optimal nurse staffing level. This is due to varying factors like intensity of patient's needs, the number of admissions, discharges and transfers during a shift, level of experience of nursing staff, layout of the unit and availability of resources (ancillary staff, technology etc.).
- If you need help accessing or understanding this information, contact AHS.VDHHospitalReportCard@vermont.gov



HealthVermont.gov
802-863-7200

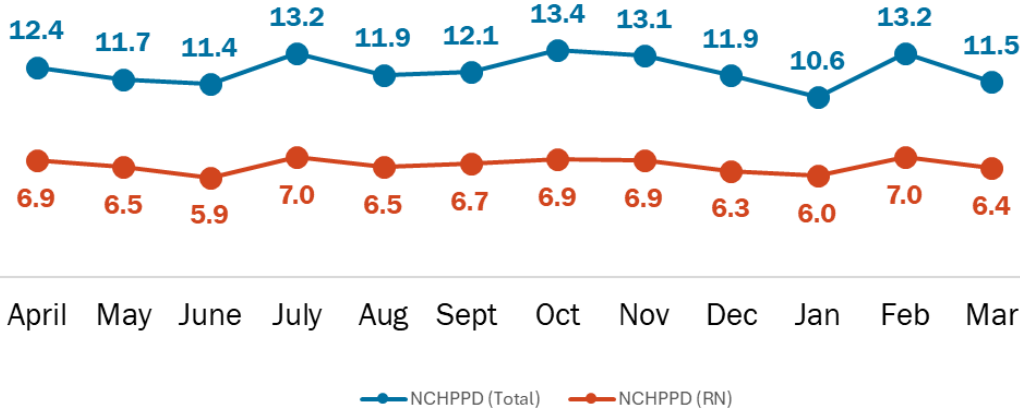


Medical/Surgical Unit (5th Floor)

The Medical/Surgical Unit, also known as the Medical/Oncology Unit, has 35 licensed beds and cares for adult patients. Types of services provided in this setting include care of people with general medical and surgical problems, end of life comfort care, and care of people with cancer.

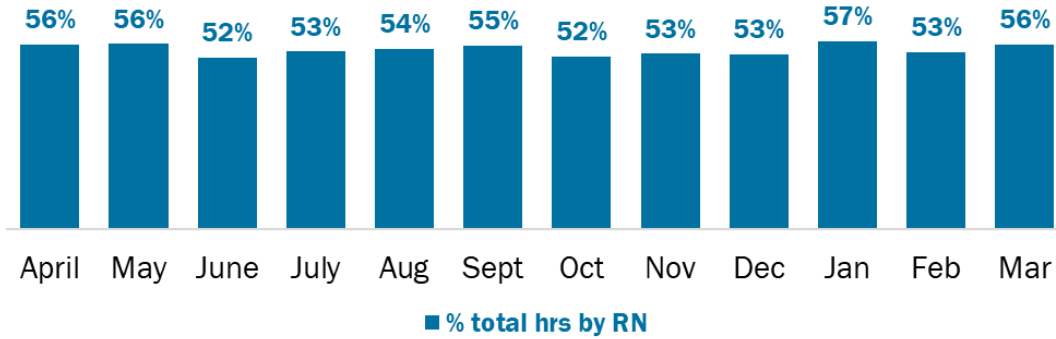
Nursing Care Hours per Patient Day (NCHPPD): April 2025 – March 2026

This graph shows the average number of direct nursing care hours provided per patient during a 24-hour period. Results are shown for care provided by registered nurses (RNs) and by all nursing staff (total) per month.

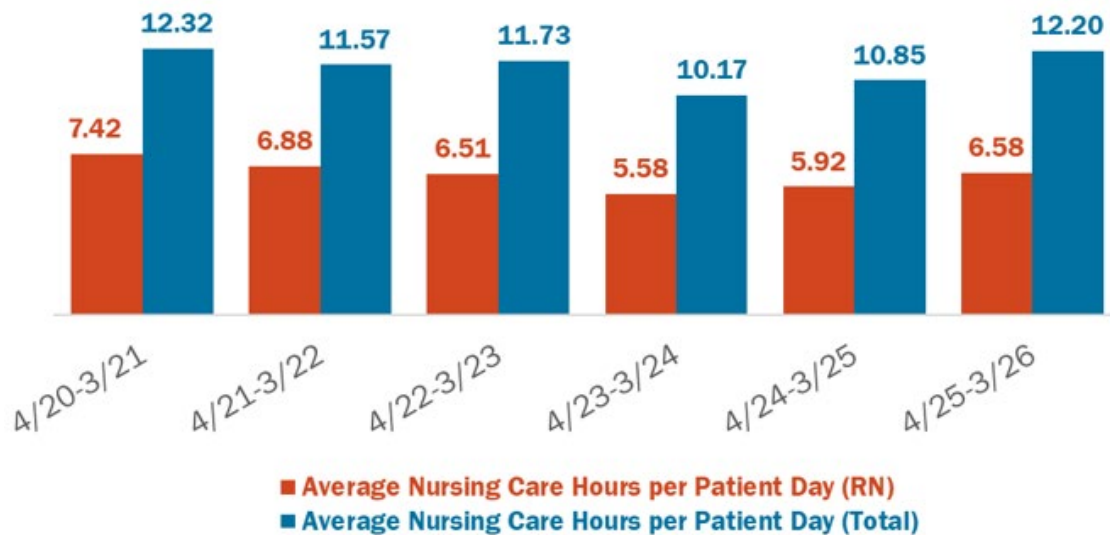


Percent of Total Nursing Care Hours Provided by RNs: April 2025 – March 2026.

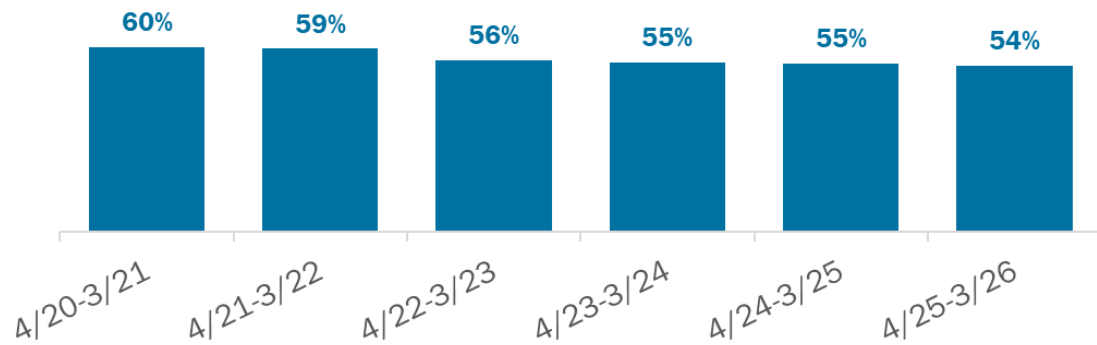
This graph shows the percentage of total nursing hours provided by RNs each month. The yearly average for this period is 53.97%.



Yearly Average of RN and Total Nursing Care Hours per Patient Day: 2020 – 2026



Yearly Percent of Total Nursing Care Hours Provided by RNs: 2020 – 2026



Rutland Regional Medical Center Nurse Staffing Data

2026 Nurse Staffing Data

Hospital Report Cards can be used to review and compare information about community and psychiatric hospitals in terms of quality of care (outcomes, patient satisfaction, and more), costs for common services, healthcare-associated infection ratios, nurse staffing levels, patient safety, and hospitals' financial information.

Data Notes

- Nurse staffing is measured by nursing care hours per patient day. Nursing care hours are the number of hours worked by nursing staff that have direct patient care responsibilities for more than 50% of their shift. Nursing Care Hours per Patient Day refers to the number of hours of nursing care provided on a hospital unit, compared to the number of patients on that unit during a 24-hour period. This measure was developed by the American Nurses Association for the National Database of Nursing Quality Indicators.
- There is no national standard for optimal nurse staffing level. This is due to varying factors like intensity of patient's needs, the number of admissions, discharges and transfers during a shift, level of experience of nursing staff, layout of the unit and availability of resources (ancillary staff, technology etc.).
- If you need help accessing or understanding this information, contact AHS.VDHHospitalReportCard@vermont.gov



HealthVermont.gov
802-863-7200

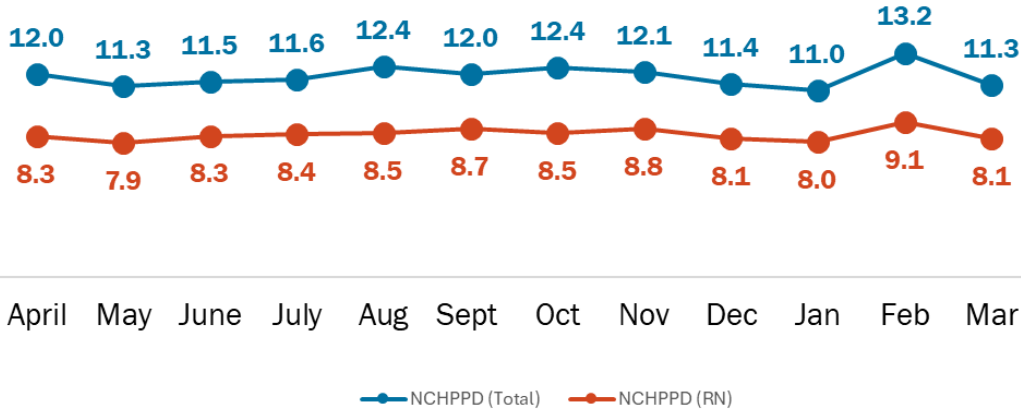


Progressive Care Unit

The Progressive Care Unit, an ICU step down unit, has 16 licensed beds. Types of services provided in this setting include care of adult patients needing heart monitoring and/or is at risk for developing life-threatening problems.

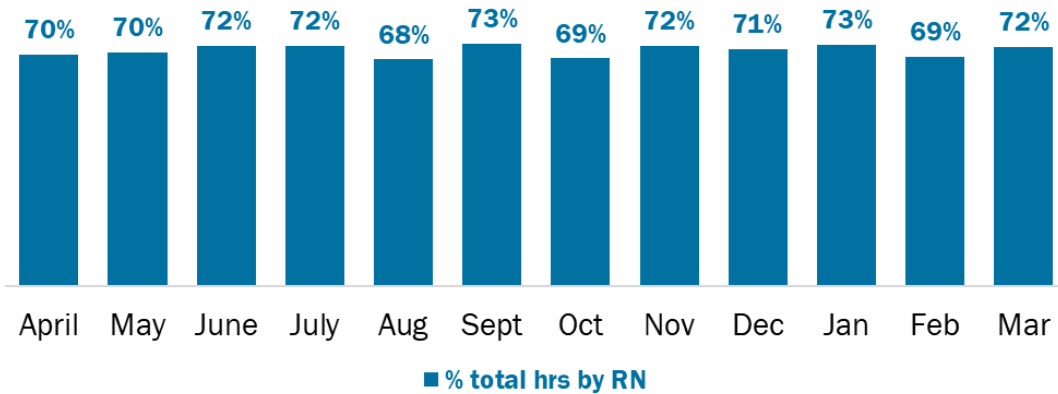
Nursing Care Hours per Patient Day (NCHPPD): April 2025 – March 2026

This graph shows the average number of direct nursing care hours provided per patient during a 24-hour period. Results are shown for care provided by registered nurses (RNs) and by all nursing staff (total) per month.

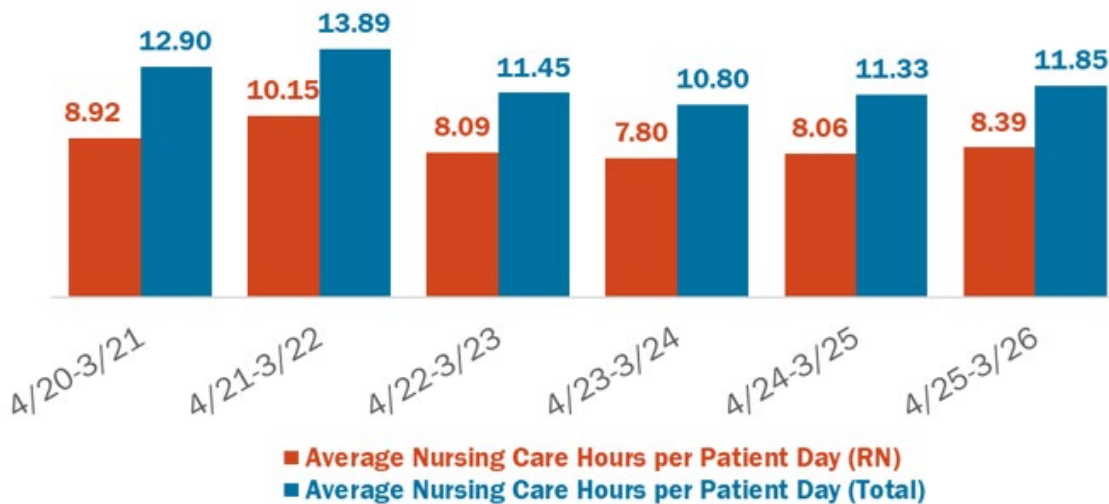


Percent of Total Nursing Care Hours Provided by RNs: April 2025 – March 2026.

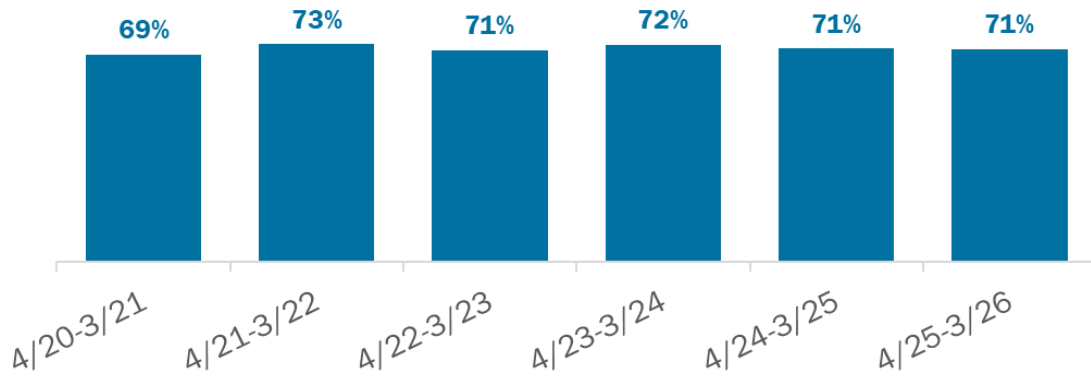
This graph shows the percentage of total nursing hours provided by RNs each month. The yearly average for this period is 70.90%.



Yearly Average of RN and Total Nursing Care Hours per Patient Day: 2020 – 2026



Yearly Percent of Total Nursing Care Hours Provided by RNs: 2020 – 2026



Rutland Regional Medical Center Nurse Staffing Data

2026 Nurse Staffing Data

Hospital Report Cards can be used to review and compare information about community and psychiatric hospitals in terms of quality of care (outcomes, patient satisfaction, and more), costs for common services, healthcare-associated infection ratios, nurse staffing levels, patient safety, and hospitals' financial information.

Data Notes

- Nurse staffing is measured by nursing care hours per patient day. Nursing care hours are the number of hours worked by nursing staff that have direct patient care responsibilities for more than 50% of their shift. Nursing Care Hours per Patient Day refers to the number of hours of nursing care provided on a hospital unit, compared to the number of patients on that unit during a 24-hour period. This measure was developed by the American Nurses Association for the National Database of Nursing Quality Indicators.
- There is no national standard for optimal nurse staffing level. This is due to varying factors like intensity of patient's needs, the number of admissions, discharges and transfers during a shift, level of experience of nursing staff, layout of the unit and availability of resources (ancillary staff, technology etc.).
- If you need help accessing or understanding this information, contact AHS.VDHHospitalReportCard@vermont.gov



HealthVermont.gov
802-863-7200

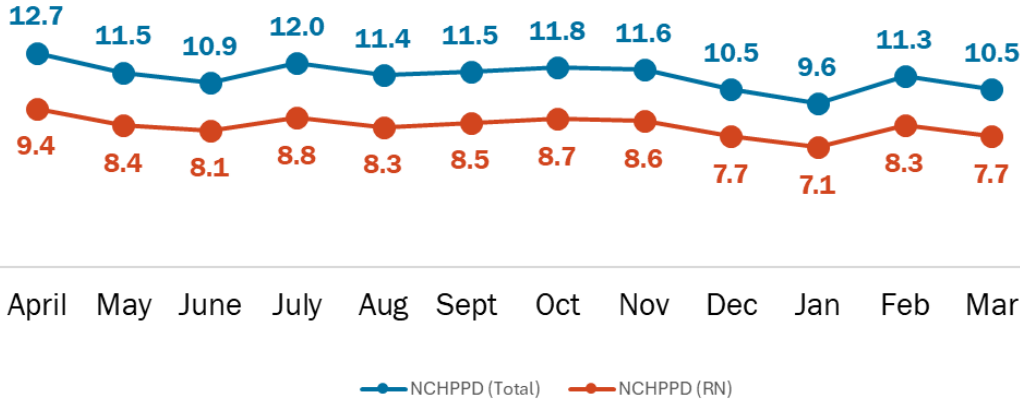


Surgical Care Unit

The Surgical Care Unit has 23 licensed beds and cares mainly for adult patients. Types of services provided in this setting include care of people with general surgery, urology, and orthopedic care as well as patients requiring general medical care.

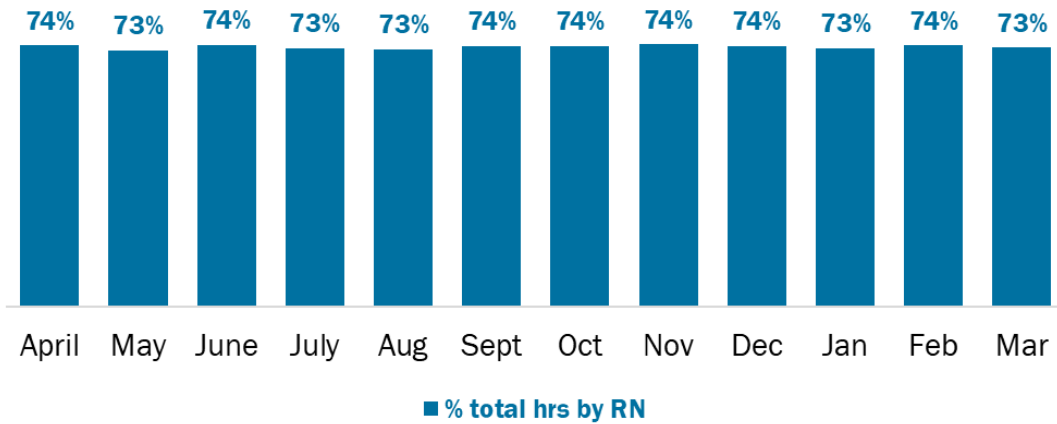
Nursing Care Hours per Patient Day (NCHPPD): April 2025 – March 2026

This graph shows the average number of direct nursing care hours provided per patient during a 24-hour period. Results are shown for care provided by registered nurses (RNs) and by all nursing staff (total) per month.

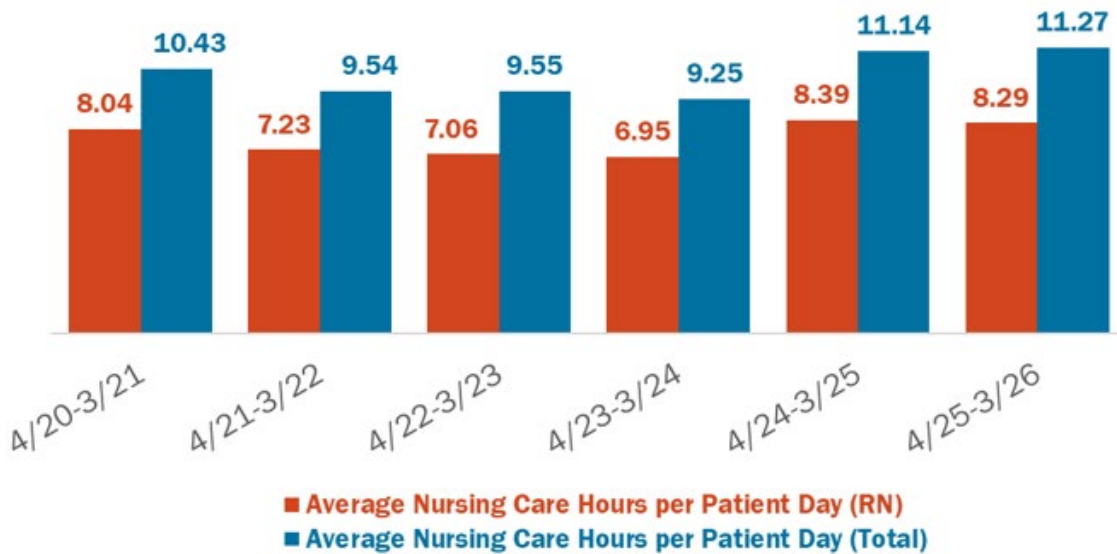


Percent of Total Nursing Care Hours Provided by RNs: April 2025 – March 2026.

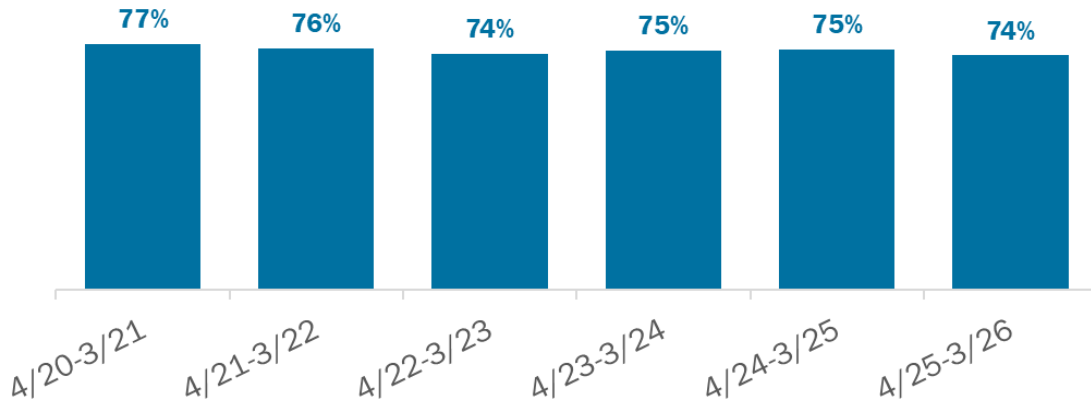
This graph shows the percentage of total nursing hours provided by RNs each month. The yearly average for this period is 73.59%.



Yearly Average of RN and Total Nursing Care Hours per Patient Day: 2020 – 2026



Yearly Percent of Total Nursing Care Hours Provided by RNs: 2020 – 2026



Rutland Regional Medical Center Nurse Staffing Data

2026 Nurse Staffing Data

Hospital Report Cards can be used to review and compare information about community and psychiatric hospitals in terms of quality of care (outcomes, patient satisfaction, and more), costs for common services, healthcare-associated infection ratios, nurse staffing levels, patient safety, and hospitals' financial information.

Data Notes

- Nurse staffing is measured by nursing care hours per patient day. Nursing care hours are the number of hours worked by nursing staff that have direct patient care responsibilities for more than 50% of their shift. Nursing Care Hours per Patient Day refers to the number of hours of nursing care provided on a hospital unit, compared to the number of patients on that unit during a 24-hour period. This measure was developed by the American Nurses Association for the National Database of Nursing Quality Indicators.
- There is no national standard for optimal nurse staffing level. This is due to varying factors like intensity of patient's needs, the number of admissions, discharges and transfers during a shift, level of experience of nursing staff, layout of the unit and availability of resources (ancillary staff, technology etc.).
- If you need help accessing or understanding this information, contact AHS.VDHHospitalReportCard@vermont.gov



HealthVermont.gov
802-863-7200

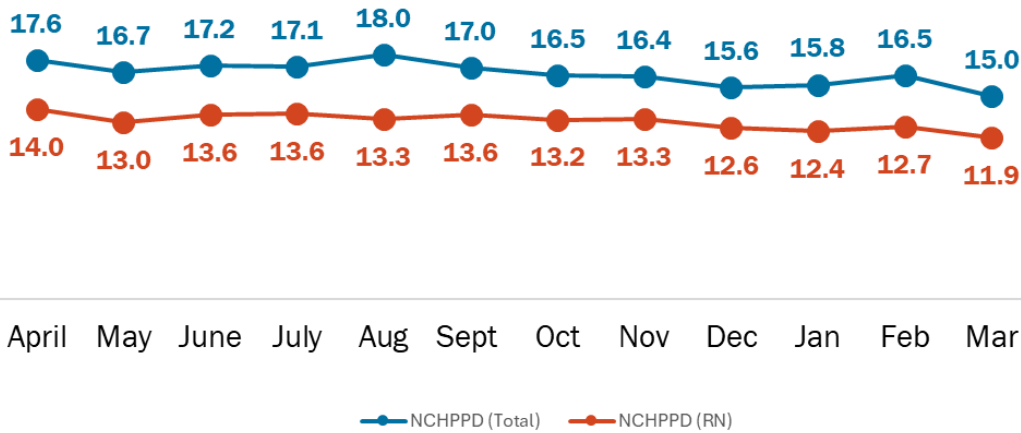


Intensive Care Unit

The Intensive Care Unit has 13 licensed beds. Types of services provided in this setting include care of people with, or at risk of developing life-threatening problems.

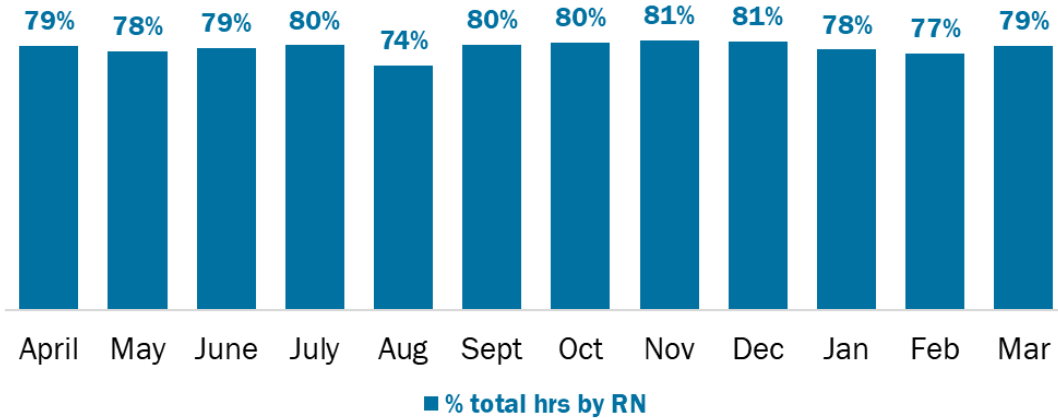
Nursing Care Hours per Patient Day (NCHPPD): April 2025 – March 2026

This graph shows the average number of direct nursing care hours provided per patient during a 24-hour period. Results are shown for care provided by registered nurses (RNs) and by all nursing staff (total) per month.

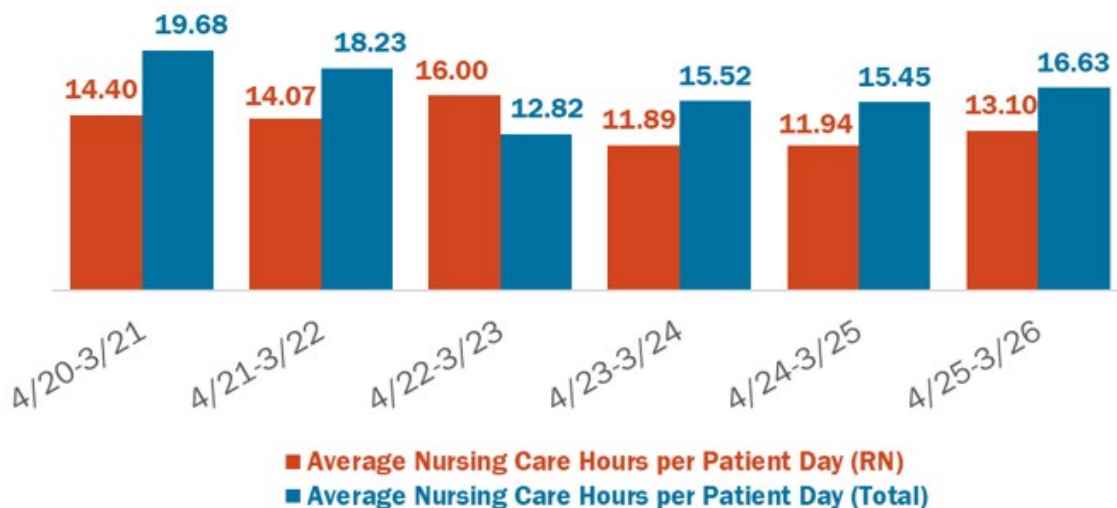


Percent of Total Nursing Care Hours Provided by RNs: April 2025 – March 2026.

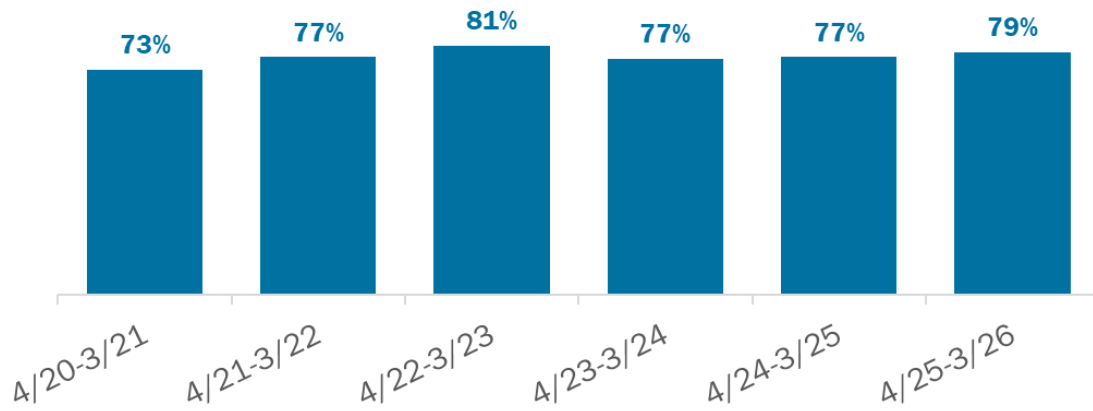
This graph shows the percentage of total nursing hours provided by RNs each month. The yearly average for this period is 78.82%.



Yearly Average of RN and Total Nursing Care Hours per Patient Day: 2020 – 2026



Yearly Percent of Total Nursing Care Hours Provided by RNs: 2020 – 2026



Rutland Regional Medical Center Nurse Staffing Data

2026 Nurse Staffing Data

Hospital Report Cards can be used to review and compare information about community and psychiatric hospitals in terms of quality of care (outcomes, patient satisfaction, and more), costs for common services, healthcare-associated infection ratios, nurse staffing levels, patient safety, and hospitals' financial information.

Data Notes

- Nurse staffing is measured by nursing care hours per patient day. Nursing care hours are the number of hours worked by nursing staff that have direct patient care responsibilities for more than 50% of their shift. Nursing Care Hours per Patient Day refers to the number of hours of nursing care provided on a hospital unit, compared to the number of patients on that unit during a 24-hour period. This measure was developed by the American Nurses Association for the National Database of Nursing Quality Indicators.
- There is no national standard for optimal nurse staffing level. This is due to varying factors like intensity of patient's needs, the number of admissions, discharges and transfers during a shift, level of experience of nursing staff, layout of the unit and availability of resources (ancillary staff, technology etc.).
- If you need help accessing or understanding this information, contact AHS.VDHHospitalReportCard@vermont.gov



HealthVermont.gov
802-863-7200

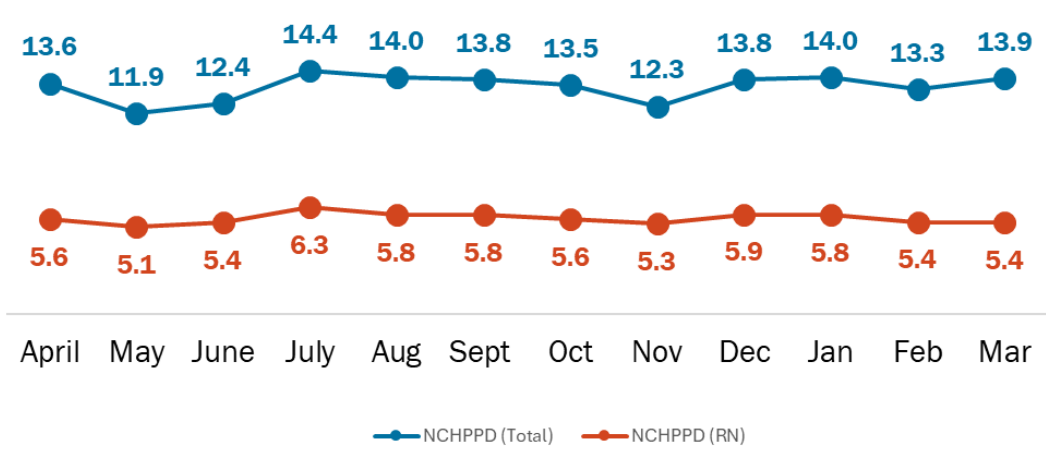


Psychiatric Inpatient Services and Intensive Care Unit

The Psychiatric Inpatient Services and Intensive Care Unit has 23 licensed beds, and cares for adult patients. Types of services provided in this setting include short-term, secure inpatient care for individuals with a mental health diagnosis, substance abuse disorder, or both.

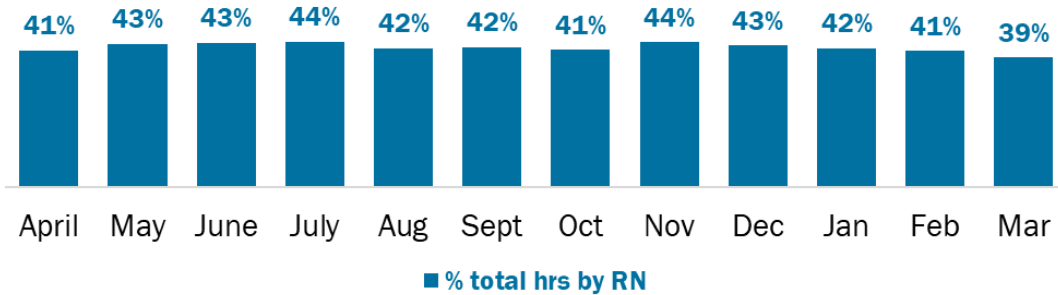
Nursing Care Hours per Patient Day (NCHPPD): April 2025 – March 2026

This graph shows the average number of direct nursing care hours provided per patient during a 24-hour period. Results are shown for care provided by registered nurses (RNs) and by all nursing staff (total) per month.

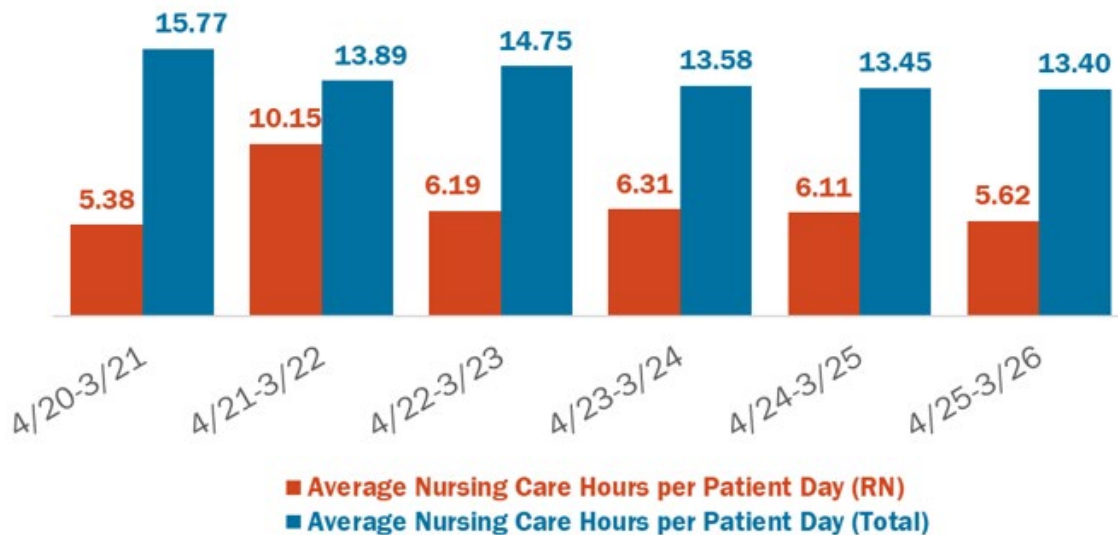


Percent of Total Nursing Care Hours Provided by RNs: April 2025 – March 2026.

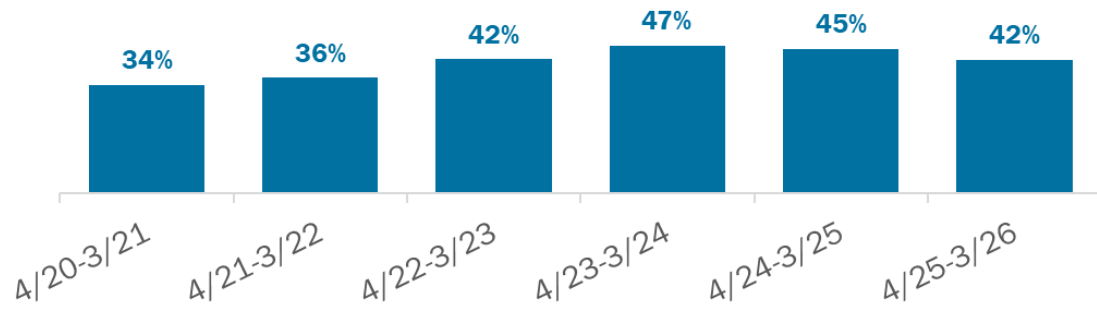
This graph shows the percentage of total nursing hours provided by RNs each month. The yearly average for this period is 41.97%.



Yearly Average of RN and Total Nursing Care Hours per Patient Day: 2020 – 2026



Yearly Percent of Total Nursing Care Hours Provided by RNs: 2020 – 2026



Rutland Regional Medical Center Nurse Staffing Data

2026 Nurse Staffing Data

Hospital Report Cards can be used to review and compare information about community and psychiatric hospitals in terms of quality of care (outcomes, patient satisfaction, and more), costs for common services, healthcare-associated infection ratios, nurse staffing levels, patient safety, and hospitals' financial information.

Data Notes

- Nurse staffing is measured by nursing care hours per patient day. Nursing care hours are the number of hours worked by nursing staff that have direct patient care responsibilities for more than 50% of their shift. Nursing Care Hours per Patient Day refers to the number of hours of nursing care provided on a hospital unit, compared to the number of patients on that unit during a 24-hour period. This measure was developed by the American Nurses Association for the National Database of Nursing Quality Indicators.
- There is no national standard for optimal nurse staffing level. This is due to varying factors like intensity of patient's needs, the number of admissions, discharges and transfers during a shift, level of experience of nursing staff, layout of the unit and availability of resources (ancillary staff, technology etc.).
- If you need help accessing or understanding this information, contact AHS.VDHHospitalReportCard@vermont.gov



HealthVermont.gov
802-863-7200

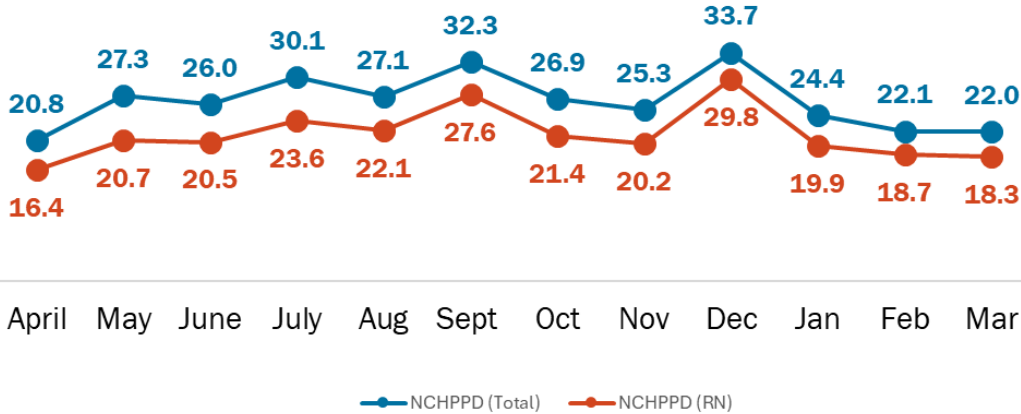


Women's and Children's Unit

The Women and Children's Unit has 12 licensed beds and provides postpartum care for mother and baby, and pediatric patients. The unit occasionally houses overflow medical-surgical patients.

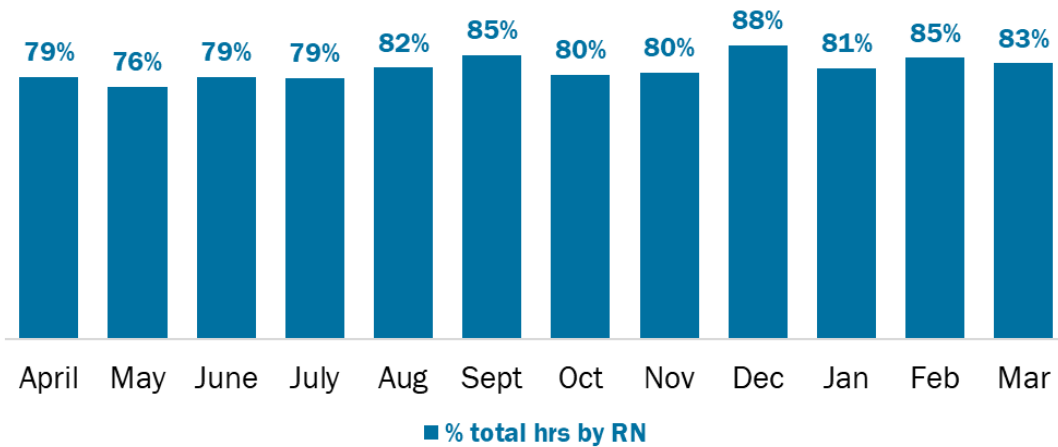
Nursing Care Hours per Patient Day (NCHPPD): April 2025 – March 2026

This graph shows the average number of direct nursing care hours provided per patient during a 24-hour period. Results are shown for care provided by registered nurses (RNs) and by all nursing staff (total) per month.

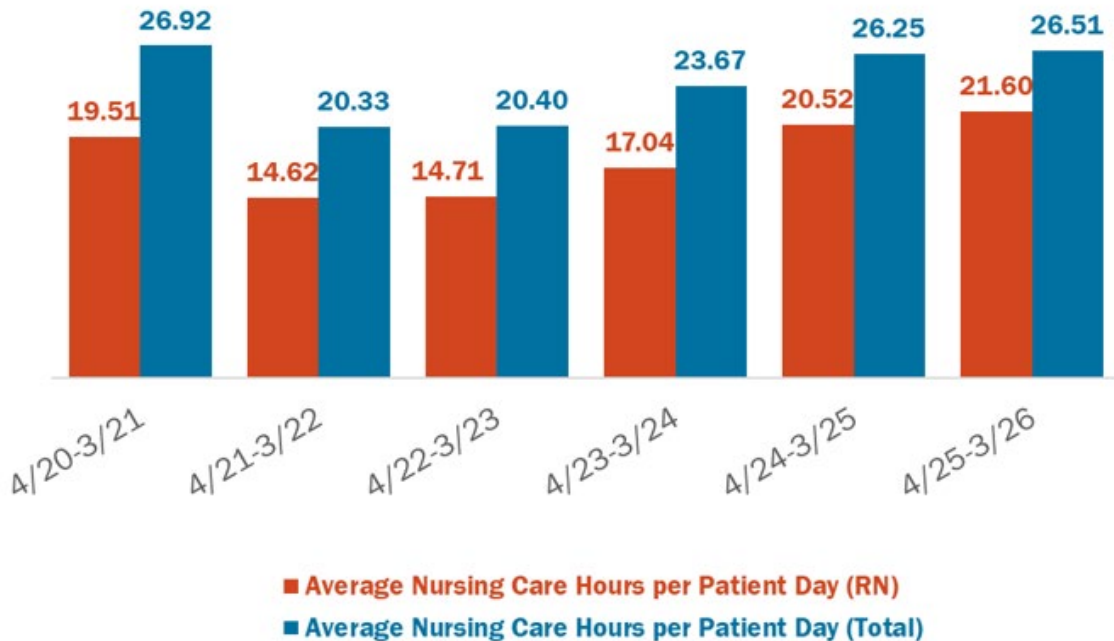


Percent of Total Nursing Care Hours Provided by RNs: April 2025 – March 2026.

This graph shows the percentage of total nursing hours provided by RNs each month. The yearly average for this period is 81.29%.



Yearly Average of RN and Total Nursing Care Hours per Patient Day: 2020 – 2026



Yearly Percent of Total Nursing Care Hours Provided by RNs: 2020 – 2026

