

Lead Abatement Target Housing Licensing Guide

ALRP Licensing and Permitting Portal | January 2026

This guide explains how to qualify and apply for lead abatement target housing and public buildings licenses. You must apply for any of these licenses (including worker, supervisor and company level) through the Asbestos and Lead Regulatory Program’s online Licensing and Permitting Portal at: <https://vtalrp.imagetrendlicense.com/lms/public/portal#/login>.

If you need help accessing or understanding this information, contact ALRP@vermont.gov.

Contents

When You Need Lead Abatement Licensing.....	2
Types of Lead Abatement Licenses.....	2
Lead Abatement Licensing Requirements	3
Lead Abatement Worker License	3
Lead Abatement Supervisor License.....	3
Lead Abatement Company License.....	3
How to Apply for Lead Abatement Licenses.....	5
Applying for the Lead Abatement Company License	7
Submitting Payment for Licenses.....	8
Training Reciprocity Policy	9
Reciprocity Application Procedure.....	9

When You Need Lead Abatement Licensing



You need a license if you perform lead abatement work in Vermont.

Lead abatement means the removal of lead-based paint and lead-contaminated dust, the permanent containment of lead-based paint, the permanent replacement of lead-painted surfaces or components and the removal or permanent covering of lead-contaminated soil.

Lead abatement does not include interim controls or [Renovation, Repair, Painting and Maintenance \(RRPM\)](#) activities.

Lead-based paint means paint or other surface coatings that contain lead in an amount equal to or greater than 1.0 milligrams per cubic centimeter (mg/cm³) or 0.5% by weight.

The [Vermont Lead Law](#) states that all paint in housing, child-occupied facilities, public facilities, commercial facilities, and bridges or other superstructures built before 1978 is **presumed to be lead-based**.

Types of Lead Abatement Licenses



Individuals who perform lead abatement work must be licensed as either a Lead Abatement Worker or a Lead Abatement Supervisor.

Companies with personnel who do lead abatement work must be licensed as a Lead Abatement Company.

Lead Abatement Workers are authorized to conduct abatement in target housing and public facilities.

Lead Abatement Supervisors are authorized to conduct abatement in target housing and public facilities, supervise abatement projects, and prepare occupant protection plans and abatement reports.

Lead Abatement Companies are authorized to employ personnel who conduct lead abatement work.

Lead Abatement Licensing Requirements

Here are the requirements to qualify for each type of lead abatement license.

Lead Abatement Worker License



The Lead Abatement Worker license costs \$60 and is valid for one year. Here are the requirements to qualify:

- You are at least 18 years old.
- You successfully passed a Lead Abatement Worker or Lead Abatement Supervisor training offered by an accredited training provider that meets the [Vermont Regulations for Lead Control training requirements](#).
 - Training must be refreshed at least once every three years. Initial and refresher training certificates expire after three years.

Lead Abatement Supervisor License



The Lead Abatement Supervisor license costs \$120 and is valid for one year. Here are the requirements to qualify:

- You are at least 18 years old.
- You successfully passed a Lead Abatement Worker or Lead Abatement Supervisor training offered by an accredited training provider that meets the [Vermont Regulations for Lead Control training requirements](#).
 - Training must be refreshed at least once every three years. Initial and refresher training certificates expire after three years.
- You have either:
 - At least one year of experience as a Lead Abatement Worker, or
 - At least two years of experience in building trades or a related field
- You successfully passed an approved third party certification exam for lead-based paint supervisor within six months of your initial training.

Lead Abatement Company License



The Lead Abatement Company license costs \$600 and is valid for one year. Here are the requirements to qualify:

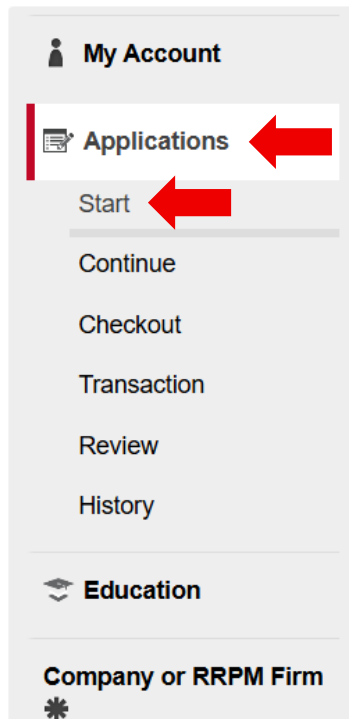
- Demonstrate that all company personnel have been properly trained, licensed, medically cleared for respirator use and fit tested
- Implement and provide documentation of a worker protection program that includes the following elements:
 - A respiratory protection program
 - A medical monitoring program
 - An exposure monitoring program
 - A personal protective equipment program
- Demonstrate that at least one employee of the company meets the requirements to qualify for the Lead Abatement Supervisor license.
- Show that you can properly compensate a person who suffers damage from lead-based paint activities, with either:
 - Proof of effective liability insurance coverage of at least \$300,000; or
 - Proof of a surety bond of at least \$300,000

You can find more information about the requirements for each element of the worker protection program in the [Lead Abatement Worker Protection Program Guide](#).

How to Apply for Lead Abatement Licenses

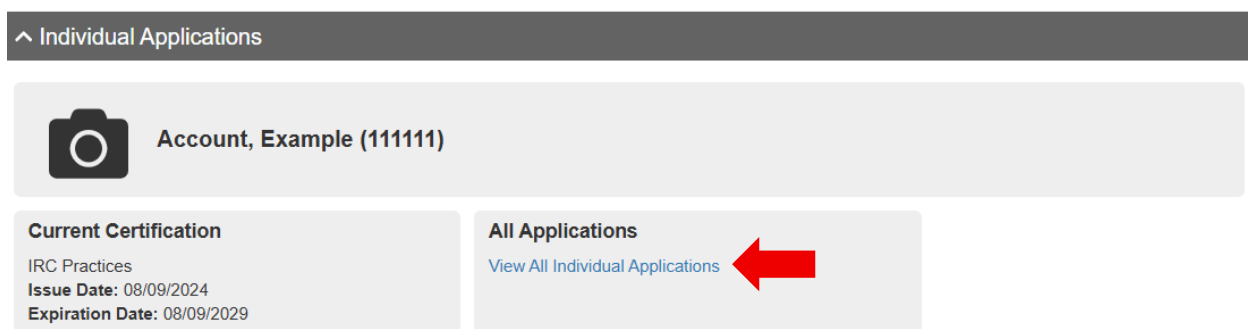
If this is your first time applying for a license through the Portal, read the guide for [Creating and Accessing Portal Accounts](#).

Start by logging into your [ALRP Licensing and Permitting Portal Account](#).



To find the Lead Abatement Worker or Supervisor Application, select the “Applications” button from the left menu and then select “Start.”

Scroll down the Applications Start Page until you see the section titled “Individual Applications.” In this section, select the blue link that says “View All Individual Applications.”



After you select “View All Individual Applications,” you will be brought to the list of all individual-level applications. Scroll down the list of applications until you see the application titled “Lead Abatement Worker or Supervisor Target Housing & Public Buildings Application” and then select the blue “Apply Now” button.

Lead Abatement Worker or Supervisor Target Housing & Public Buildings Application

Apply for the Vermont Lead Abatement Worker or Supervisor license for target housing and public buildings. This is not the Lead-Safe RRPM supervisor license application.

Apply Now



You may need to navigate to the next page using the “Next” button at the bottom of the applications list if you do not see the application on the first page. You can also search for the name of the application by using the search bar at the top of the list of applications.

A search bar with a magnifying glass icon and a dropdown menu labeled "Select Category" with a downward arrow. A "Clear" button is also present. The search bar is highlighted with a red rectangle.

Once in the application form, fill out the form. All questions with a red asterisk (*) are required questions. When you are finished filling out the application, select the “Submit” button. If the application is complete, you will be prompted to verify that you are ready to submit the application. Select “Yes” to complete submission of the application.

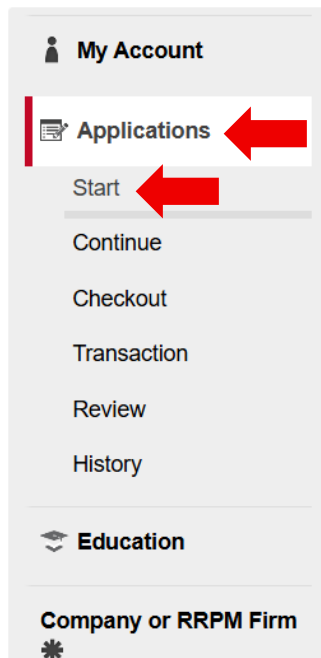
If the application is incomplete, you will be prompted to go back and answer the required questions. The required questions you have not answered will be highlighted in pink. Be sure to check both pages of your application for any missed questions. Answer the questions and select “Submit” when you are finished.

After submitting an application, you will automatically be navigated to the Checkout page so you can pay for the license. If you want to pay later, or your payment does not go through, instructions on how to navigate to the payment page are included later in this guide.

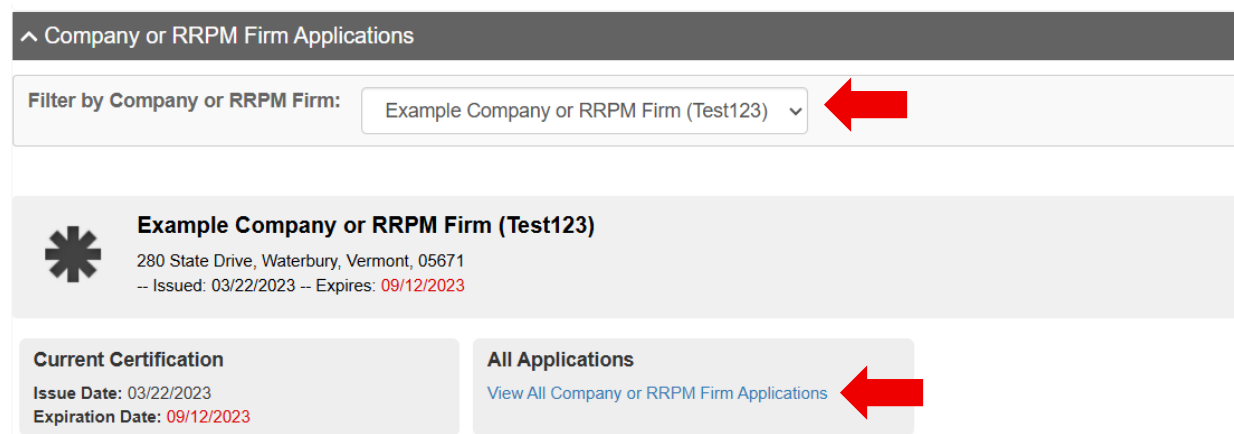
Applications are not entered into our processing queue until we have received payment for them.

Applying for the Lead Abatement Company License

After you have created your company/firm in the Portal (see [Creating and Accessing Portal Accounts](#)), you will be automatically assigned as a Primary Contact. This allows you to see a new category of applications called “Company or RRPM Firm Applications.” To locate the Lead Abatement Company license application, select the “Applications” button and then select “Start.”

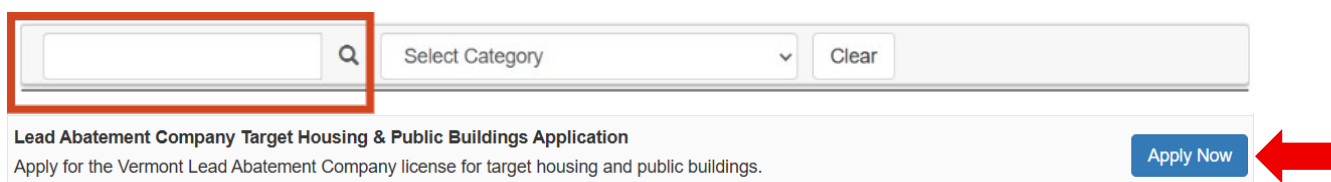


Scroll down the Applications Start page until you see the section titled “Company or RRPM Firm Applications.” In this section, select the blue link that says “View All Company or RRPM Firm Applications.” If you are a Primary Contact for multiple companies or RRPM firms, you can select the company for which you want to submit an application using the “Filter by Company or RRPM Firm” dropdown menu.



If you do not see anything beneath the “Individual Applications” section, you are not yet associated as a Primary Contact for your company. Review the [How to Change a Primary Contact in the Portal](#) fact sheet for more information. Email us at ALRP@vermont.gov if you need further assistance.

After you select “View All Company or RRPM Firm Applications,” you will be brought to the list of all company- or RRPM firm-level applications. Scroll down the list of applications until you see the application titled “Lead Abatement Company Target Housing and Public Buildings Application” and then select the blue “Apply Now” button. You may need to navigate to the next page using the “Next” button at the bottom of the applications list if you do not see the application on the first page. You can also search for the name of the application by using the search bar at the top of the list of applications.



The screenshot shows a web interface for finding applications. At the top, there is a search bar with a magnifying glass icon, a dropdown menu labeled 'Select Category', and a 'Clear' button. Below this, a list of applications is displayed. The first application is 'Lead Abatement Company Target Housing & Public Buildings Application'. Below the title, it says 'Apply for the Vermont Lead Abatement Company license for target housing and public buildings.' To the right of this text is a blue button labeled 'Apply Now'. A red arrow points to this button. A red box highlights the search bar area.

Once in the application form, fill out the form. All questions with a red asterisk (*) are required questions. When you are finished filling out the application, select the “Submit” button. If the application is complete, you will be prompted to verify that you are ready to submit the application. Select “Yes” to complete submission of the application.

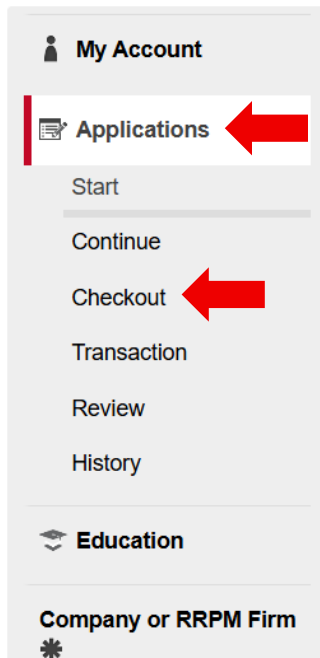
If the application is incomplete, you will be prompted to go back and answer the required questions. The required questions you have not answered will be highlighted in pink. Be sure to check both pages of your application for any missed questions. Answer the questions and select “Submit” when you are finished.

After submitting an application, you will automatically be navigated to the Checkout page to pay for the license. If you want to pay later, or your payment does not go through, instructions on how to navigate to the payment page are included later in this guide. Applications are not entered into our processing queue until we have received payment for them.

Submitting Payment for Licenses

After submitting your application, you must pay for the application for it to be processed. You can pay with a credit card or check/money order. We recommend paying with credit card for faster processing time.

To navigate to the Checkout page to pay for licenses online by credit card, select the “Applications” button from the left menu. Once here, you will see a submenu with the “Checkout” option. Select the “Checkout” option to see all applications with a remaining balance owed.



Select the checkbox next to each item you want to pay for and then select “Pay Now.” Enter your credit card information as prompted and submit the transaction when you are finished.

To pay by check or money order, email us at ALRP@vermont.gov for further instructions.

The ALRP may have additional questions or need additional documents to complete your application and process your license(s). We encourage you to regularly check your email while you are waiting for a copy of your license since we will email you if we have any questions we need your assistance with.

When your license(s) have been processed, you will receive an email with a copy of your license to the email address you provided on your personal Portal account. Company licenses are emailed out to all company Primary Contacts.

Training Reciprocity Policy

If you have been licensed in another state and have taken an [EPA-accredited training course](#), you may apply for a Vermont license without having to repeat training as long as your previous training meets the requirements in the [Vermont Regulations for Lead Control](#) for your license type.

If you are not sure if your training can be used towards your Vermont license application, email us at ALRP@vermont.gov.

Reciprocity Application Procedure

The training reciprocity policy applies to any individual who holds a valid (i.e. not expired) out-of-state license in the discipline they are applying to in Vermont.

You can provide your valid out-of-state license and most recent training certificate to demonstrate your continuous training history. You do not need to show your complete training history since your initial training or your previous Vermont licensure. Here is a summary of the reciprocity policy for lead abatement licensing:

- Providing an out-of-state Lead Abatement Worker license and lead abatement worker training certificate may demonstrate you have the training needed to qualify for the **Vermont Lead Abatement Worker license**.
- Providing an out-of-state Lead Abatement Supervisor license and lead abatement supervisor training certificate may demonstrate you have the training needed to qualify for the **Vermont Lead Abatement Worker license** or **Vermont Lead Abatement Supervisor license**.

If you have any questions during the application process, email us at ALRP@vermont.gov.