

Nurse staffing is measured by nursing care hours per patient day (the number of nursing care hours relative to the patient workload). This measure was developed by the American Nurses Association for the National Database of Nursing Quality Indicators.

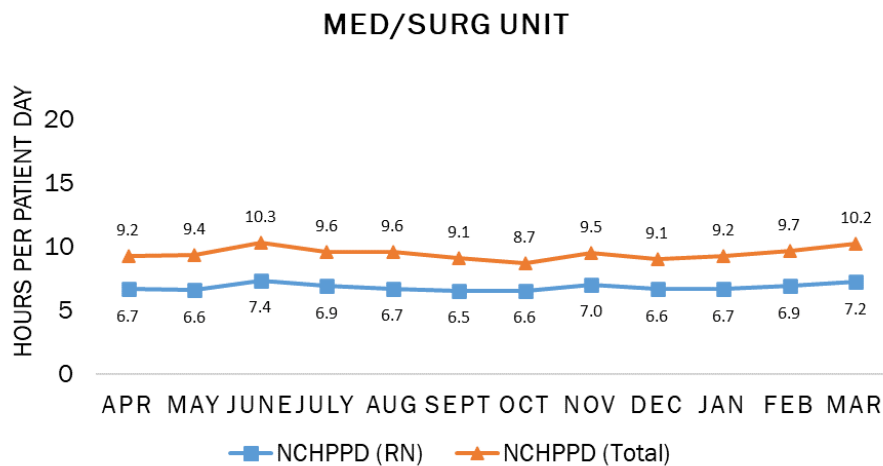
There is no national standard for optimal nurse staffing level. This is due to varying factors like intensity of patient's needs, the number of admissions, discharges and transfers during a shift, level of experience of nursing staff, layout of the unit and availability of resources (ancillary staff, technology etc.).

### Medical/Surgical Unit

Copley's Acute Care Nursing Unit changed the name back to Medical/Surgical Unit in April 2022. The unit has 21 licensed beds and cares for patients of all ages. Types of services provided include care of people with general medical/surgical issues with an acuity adaptable care model being able to provide a higher level of care if needed that may require additional monitoring. We also provide end-of-life care, rehabilitative care, skilled nursing level of care, and care for stable and uncomplicated pediatric patients.

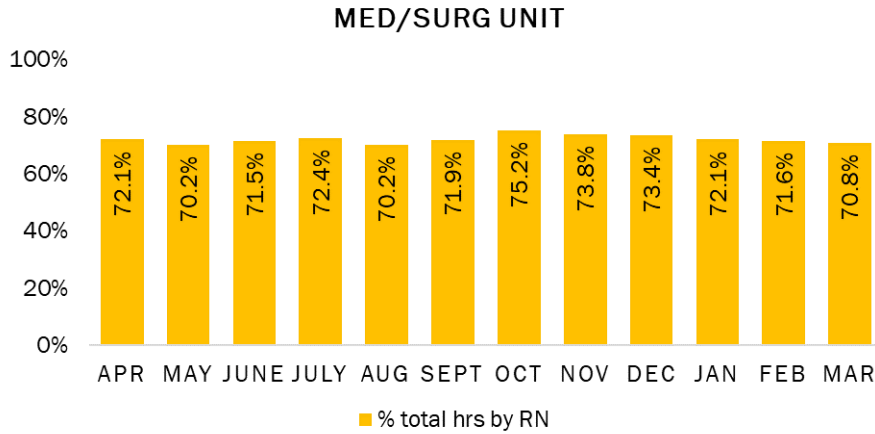
### Nursing Care Hours per Patient Day (NCHPPD): April 2023 - March 2024

This graph shows the average number of direct nursing care hours provided per patient during a 24-hour period. Results are shown for care provided by registered nurses (RNs) and by all nursing staff (total) per month.



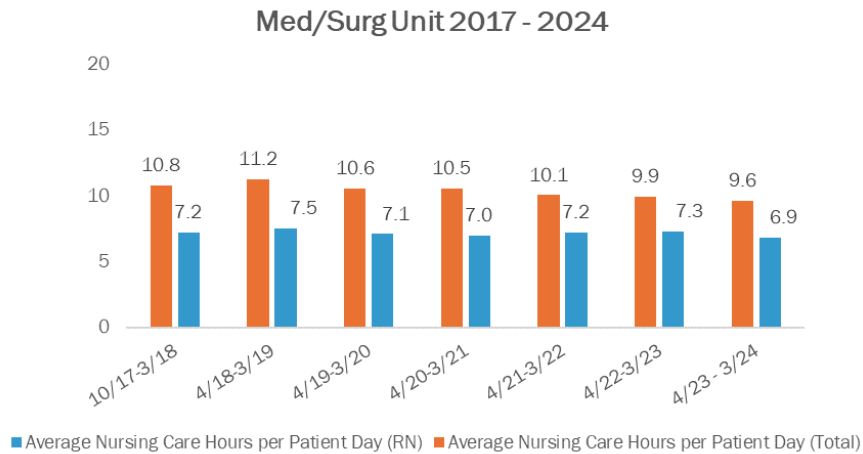
## Percent of Total Nursing Care Hours Provided by RNs: April 2023 – March 2024

This graph shows the percentage of total nursing hours provided by RNs each month. The yearly average for this period is 71.28%.



## Yearly Average of RN and Total Nursing Care Hours per Patient Day: 2017 - 2024

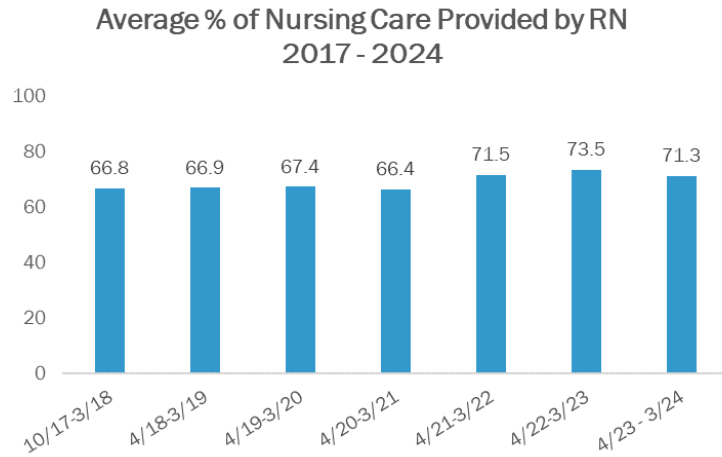
The graph below shows trend over time on the average RN and total nursing care hours per patient days.



# 2024 Nurse Staffing Data

## Yearly Percent of Total Nursing Care Hours Provided by RNs: 2017 – 2024

The graph below shows the trend over time on the average percentage of nursing care that was provided by RN.



Nurse staffing is measured by nursing care hours per patient day (the number of nursing care hours relative to the patient workload). This measure was developed by the American Nurses Association for the National Database of Nursing Quality Indicators.

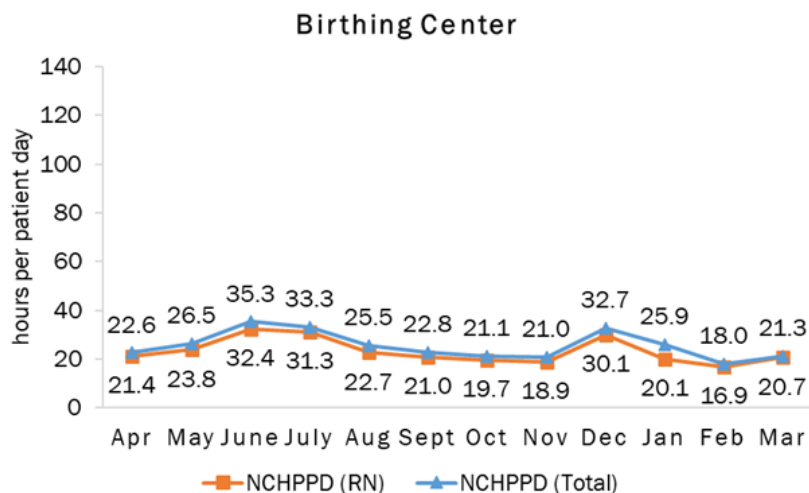
There is no national standard for optimal nurse staffing level. This is due to varying factors like intensity of patient's needs, the number of admissions, discharges and transfers during a shift, level of experience of nursing staff, layout of the unit and availability of resources (ancillary staff, technology etc.).

### Birthing Center Unit

The Birthing Center Unit has 4 licensed beds for labor, delivery, recovery, and postpartum care. Providing care to low risk patients as well as lactation support and car seat fittings. The Birthing Center, when feasible, also supports Med-Surg overflow patients.

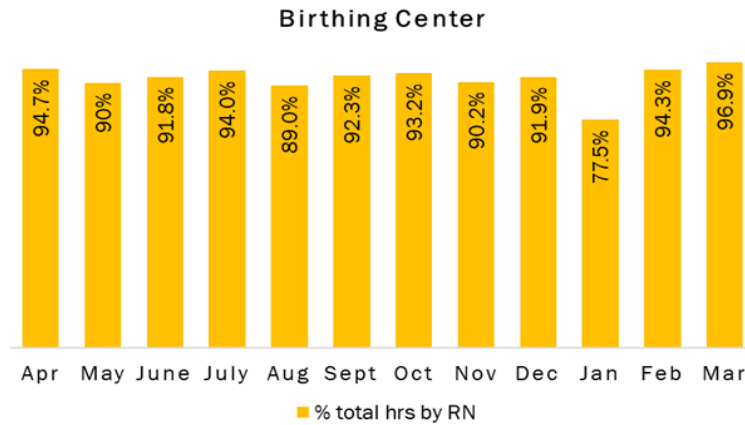
### Nursing Care Hours per Patient Day (NCHPPD): April 2023 - March 2024

This graph shows the average number of direct nursing care hours provided per patient during a 24-hour period. Results are shown for care provided by registered nurses (RNs) and by all nursing staff (total) per month.



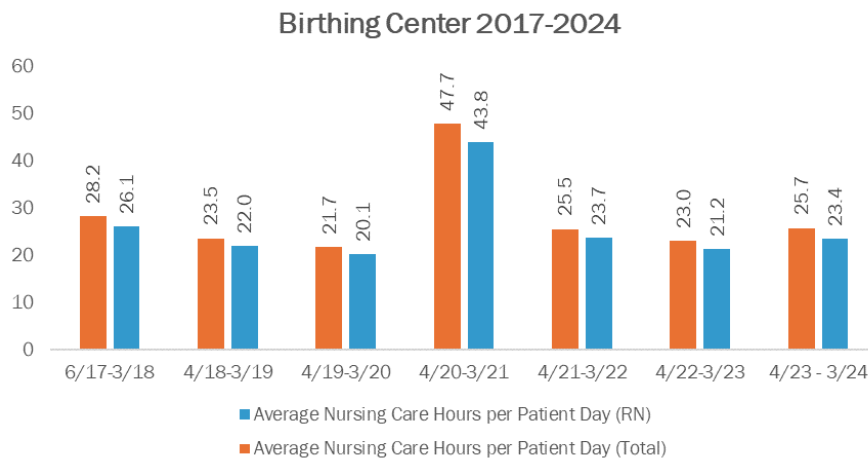
## Percent of Total Nursing Care Hours Provided by RNs: April 2023 – March 2024

This graph shows the percentage of total nursing hours provided by RNs each month. The yearly average for this period is 91.10%.



## Yearly Average of RN and Total Nursing Care Hours per Patient Day: 2017 - 2024

The graph below shows trend over time on the average RN and total nursing care hours per patient days.



## Yearly Percent of Total Nursing Care Hours Provided by RNs: 2017 – 2024

The graph below shows the trend over time on the average percentage of nursing care that was provided by RN.

