

Arbovirus Surveillance Report

September 2-September 8, 2018

MMWR Week 36*

Mosquito Surveillance

- Twenty-six mosquito pools+ tested positive for West Nile virus (WNV): one pool in each of the following towns Burlington, Montpelier, Putney, Weathersfield and Whiting; two pools in each of the following towns – Brandon and Rockingham; three pools in each of the following towns – Essex and St. Albans; four pools in Rutland and seven pools in Springfield
- No mosquito pools tested positive for Eastern equine encephalitis (EEE)

	# of Mosquito Pools Tested	# of EEE Positive Pools	# of WNV Positive Pools	% WNV Positive Pools
Week (September 2-September 8)	243	0	26	10.6%
Season (June 3-September 8)	2,434	0	120	4.9%

Animal Surveillance

- One horse in Windham county has tested positive for WNV

Human Surveillance

- No human cases of EEE or WNV were reported

Aedes albopictus Surveillance

- The estimated geographic range of the *Aedes albopictus* mosquito, a competent vector for the Zika virus, includes southern Vermont
- No *Aedes albopictus* have been found at two trapping sites in Southern Vermont

Risk Assessment

West Nile virus: From 2002 to 2017, WNV has been detected in birds, mosquitoes, people and/or animals in all counties of Vermont. Currently, the risk for WNV appears to be widespread in the state.

Eastern equine encephalitis: Two areas of the state are at low risk based on detections of the EEE virus in the past ten years. These areas are western Franklin county and northern Rutland/southern Addison counties.

EEE virus was found in one mosquito pool in 2015, 8 mosquito pools in 2014 and one mosquito pool in 2013. EEE virus has only caused human or animal illnesses in Franklin, Rutland and Addison counties. The last human cases were reported in 2012.

*A mosquito pool is a group of 1-50 mosquitoes of the same species, collected at the same trap location, on the same date.

*MMWR week refers to a standardized national reporting calendar set forth by the CDC.

**Figure 1: Towns with Mosquito Trap Sites
2018**

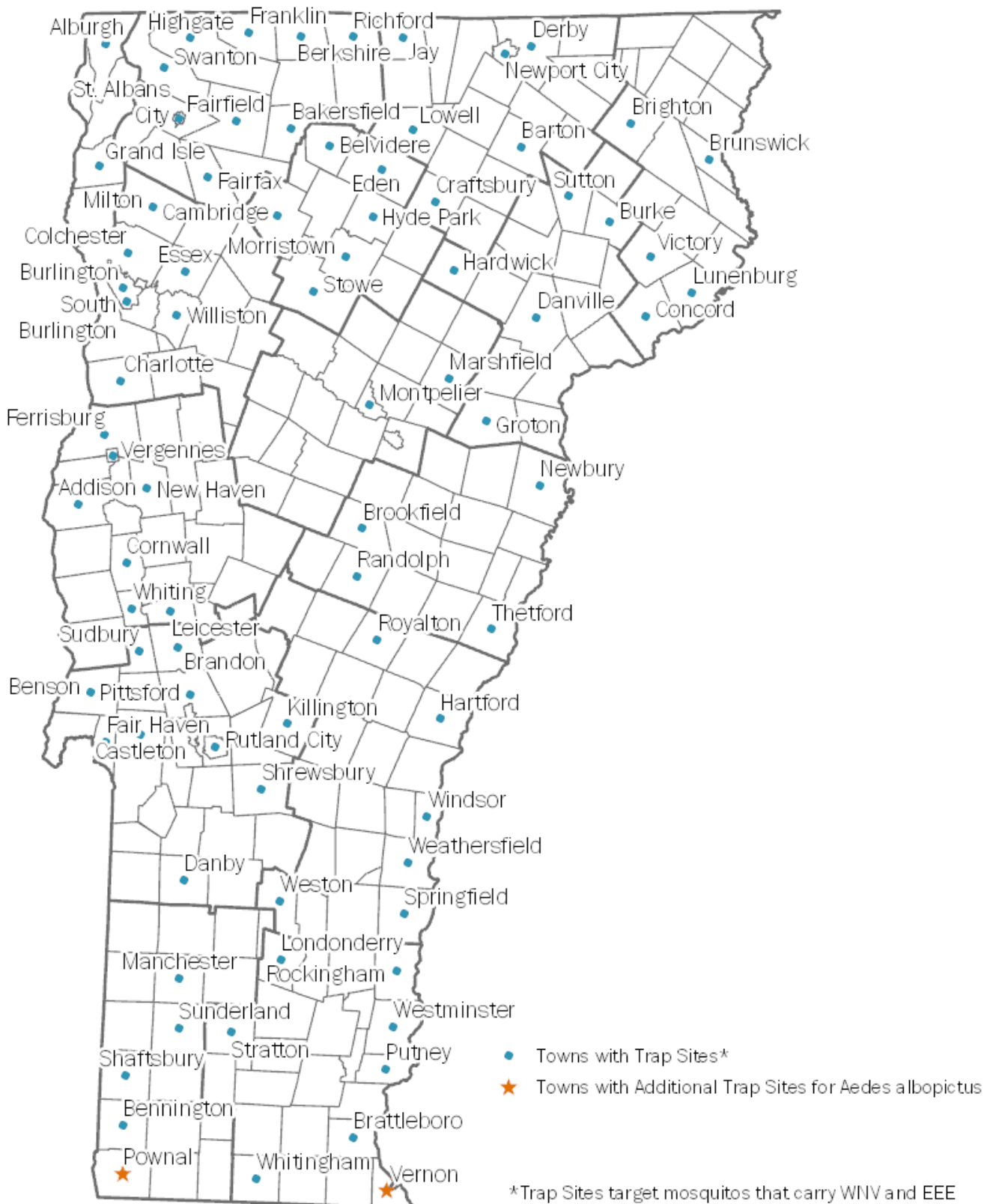
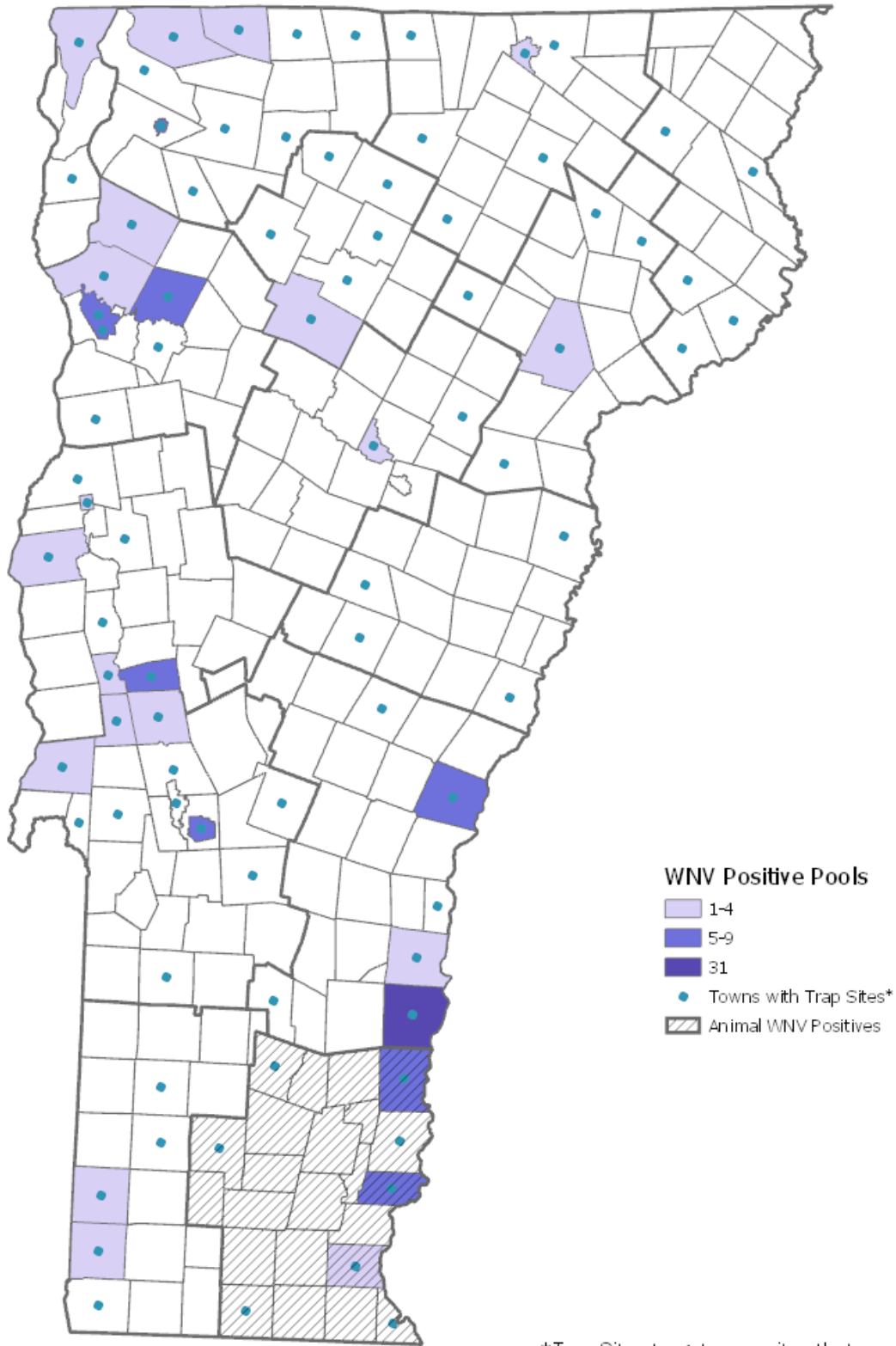


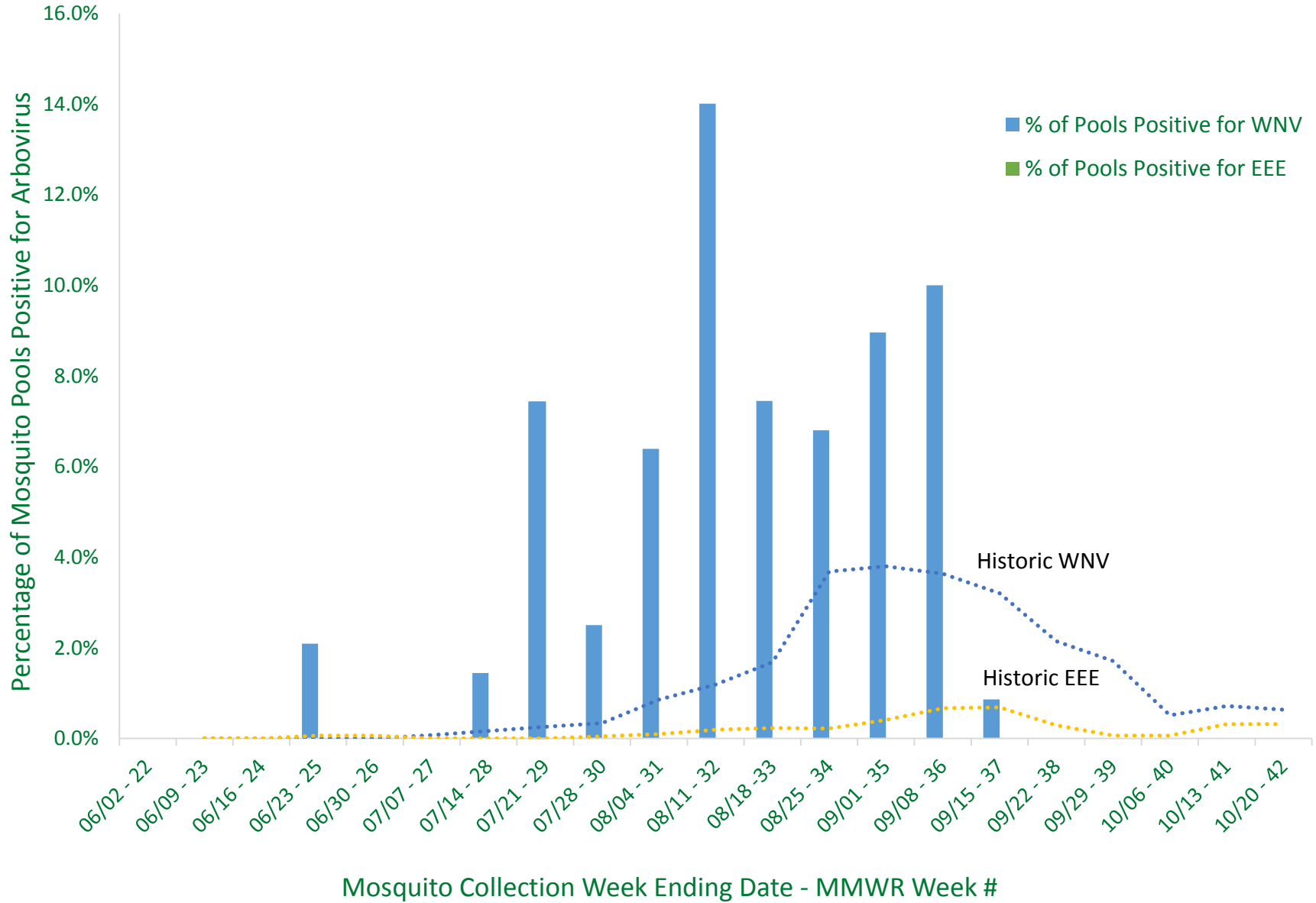
Figure 2: Arboviral Surveillance Map (June 3-September 8)



*Trap Sites target mosquitoes that carry WNV and EEE

Positive WNV pools have been detected in Addison, Alburgh, Bennington, Benson, Brandon, Brattleboro, Burlington, Colchester, Danville, Essex, Franklin, Hartford, Highgate, Leicester, Milton, Montpelier, Newport City, Putney, Rockingham, Rutland City, Shaftsbury, Springfield, St. Albans City, Stowe, Sudbury, Vergennes, Weathersfield and Whiting. No positive EEE positive pools have been detected

Figure 3. Arbovirus Surveillance, June 3-September 8, 2018



Dotted lines (yellow & blue) represent a moving average for the percentage of mosquito pools that have been positive for WNV or EEE since 2002. Historically, the percentage of mosquito pools positive for an arbovirus increases in late August and peaks in mid-September.