



VERMONT DEPARTMENT OF HEALTH
Developmental Screening Registry

December, 2016

version 2.1

User's Guide

Table of Contents

Introduction	1
How to access the registry	1
Log into the system	1
Search for a child	2
Developmental Screening menu	2
Developmental screening summary page	3
You can get there from here	3
Enter screening results.....	4
ASQ-3	4
ASQ-SE	5
M-CHAT-R	6
M-CHAT-R/F	7
Update screening results.....	8
Edit screenings	8
Delete screenings	9
Developmental screening reports.....	10
General report navigation	10
Screening History	11
Follow-up Status	12
Practice Children Due	13
Screening Activity	14
Questions?.....	15

Vermont Department of Health Developmental Screening Registry

Section
1

Why and how

Early detection and connection to services lead to the best outcomes for children with developmental or behavioral concerns. However, many children with developmental delays are not identified as early as possible. According to the Centers for Disease Control, about 13% of children in the United States have a developmental or behavioral disability such as autism, intellectual disability, or Attention-Deficit/Hyperactivity Disorder. In addition, many children have delays in language or other areas that can affect school readiness.

In Vermont, 7 out of every 10 children have one or more factors that put them at risk for a developmental delay. A study by the Vermont Child Health Improvement Program (vchip.org) at the University of Vermont found that less than 50% of children received developmental screening at each of the recommended ages in 2013, and only 40% of 24 month old children received both of the recommended autism screenings.



In an effort to narrow the gap and identify needs earlier in children, the Universal Developmental Screening (UDS) Registry was created as an addition to the public health information system used for the Immunization Registry for Vermonters, as a means of sharing screening data across community settings. Use of this UDS Registry helps assure that all young children get the services and supports they need to thrive alongside their peers. Users may access the registry via the Internet once they have completed a user agreement and their developmental screening profile has been set up with the Vermont Department of Health.

To reach the registry, users access the **Shared Public Health Information eXchange** (SPHINX) database that houses the Vermont Immunization Registry and also includes all immunization, hearing, blood lead and demographic data for the child. Data within SPHINX is only accessible via secure permissions, and only those data elements required for a specific feature are available to the users of the program, ensuring that data confidentiality can be maintained in this shared environment. Use of this system signifies that the user understands that all patient information is confidential and the user will maintain patient confidentiality as required by law.

How to Access the Registry

Access to the online registry requires pre-approved user access and Internet Explorer 8.0 or Mozilla Firefox 20+ (or more recent version), along with Adobe Acrobat Reader. The log-on screen is available at <http://healthvermont.gov/hc/IMR/>.

LOGGING ON TO THE SYSTEM

1. Click on the Immunization Registry Log On graphic.



Note: a training system is also available on this page.

DO NOT SELECT THE TEST SYSTEM

2. Enter your user name and password provided in response to your completed user access form, and click OK. Once you have logged on to the system, you are automatically directed to the Search Patient screen.

SPHINX
A PERSON
CENTERED
DATABASE



To gain access to the Developmental Screening menu, you must first search for the child that received the screening within Patient Profile in the SPHINX database. You will not be able to reach the registry within Patient Profile without first searching for a child.

SEARCH FOR
THE CHILD

1. Enter the information for the child who received the developmental screening. Click **Find**.
2. If more than one child matches the criteria you entered, click **Select** to choose the appropriate child.

Search Patient

To find a record, please search for LAST NAME + FIRST NAME + DATE OF BIRTH. TIP: Please do not use "wild card searches, where you enter "J" or "J*" to find a record for "Jenkins" -- even if you have done so in the past. These searches make it easy to miss finding a record.

First Name: Date of Birth:

Middle Name:

Last Name:

Identifiers:

Search Results:

	IMR Patient	Last Name	First Name	Middle Name	Date of Birth
Select	<input checked="" type="checkbox"/>	Duck	Daisy		5/7/1992
Select	<input type="checkbox"/>	Duck	Daisy		10/27/2008
Select	<input checked="" type="checkbox"/>	daisy	daria		1/20/2013
Select	<input checked="" type="checkbox"/>	daisy	david		2/15/2013
Select	<input checked="" type="checkbox"/>	Daisy	Dauphine		7/24/2012
Select	<input checked="" type="checkbox"/>	daisy	daniel		8/16/2012

New Search Find Cancel

TIP: The more complete the information used to search for the child, the easier it is to find a matching record in the system.

If the child does not have a profile within the system, see the Question and Answer section at the end of this guide for additional information.

GETTING TO THE
DEVELOPMENTAL
SCREENING MENU

Once you have opened the child's patient profile in SPHINX, all **available menu options** associated with your user ID appear in **blue** on the side bar menu. Your menu options will depend on your user profile.

Access to the various types of patient information is granted by each individual program within the Vermont Department of Health, once the user has been approved and a user agreement has been signed for each specific program that grants access. **Click on Developmental Screening.**

VERMONT DEPARTMENT OF HEALTH Patient Profile **VERMONT DEPARTMENT OF HEALTH**

User: julie.maslack Practice: devscreen 55 Patient: Daisy, Dauphine Logout

Actions:
[Change Practice](#)
[Search Patient](#)
[Current Patient](#)

Programs:
[Immunization Registry](#)
[Blood Lead](#)
[Dried Blood Spot NBS](#)
[Hearing](#)
[Developmental Screening](#)

Patient Information

Patient ID: IMR Status:

Preferred Name: *Primary Practice:

*First Name: *Date of Birth:

Middle Name: *Gender:

*Last Name: *Residence:

Suffix:

Race:
 American Indian or Alaska Native
 Asian Indian
 Black or African American
 Chinese
 Filipino
 Guamanian or Chamorro
 Japanese
 Korean

Ethnicity:
 Patient of Hispanic Origin? (Check the box that best describes whether patient is Spanish/Hispanic/Latino. Check the "No" box if patient is not Spanish/Hispanic/Latino.)
 No
 No, not Spanish/Hispanic/Latina/Latino
 Unknown
 Unknown

Developmental Screening Summary Page

When you select Developmental Screening from the left side bar menu, you will automatically be directed to a screening summary page for the selected child.

From this page, you have the option to

1. View the overall history and quickly assess any previously noted concerns. **A screening highlighted in red indicates that a child did not pass the screening.**
2. Navigate to the detail page for each screening. Simply click [Details](#) to view additional information for a specific screening
3. Enter screening results for all screening test types. Simply click on the appropriate button to add new screening results.
4. Generate reports.

YOU CAN GET THERE FROM HERE

Patient Profile
 User: julie.maslack Practice: devscreen 55 Patient: Daisy, Dauphine Logout

Patient Summary
 Patient: Daisy, Dauphine Date of Birth: 7/24/2012 Patient Age: 2 years 5 months and 13 days
 Residence: Essex (Essex Center) Practice Name: Essex Pediatrics

Developmental Screening History

Date	Child Age	Tool	Passed	Recommended Followup	Referral	
12/3/2014	28 months	ASQ-3	Yes	None		Details
10/30/2014	27 months	M-CHAT-R/F	Yes		Other	Details
10/28/2014	27 months	M-CHAT-R	No	Refer for Specialty/Diagnostic Evaluation	CIS - Early Intervention	Details
10/28/2014	27 months	ASQ-SE	Yes	None		Details
2/2/2014	18 months	ASQ-SE	Yes	None		Details

New ASQ-3 New ASQ-SE New M-CHAT-R New M-CHAT-R/F

Patient Summary
 Patient: aster, adam Date of Birth: 5/10/2013 Patient Age: 1 years 7 months and 14 days
 Residence: Addison Practice Name: devscreen 52

Developmental Screening History

New ASQ-3 **New ASQ-SE** New M-CHAT-R New M-CHAT-R/F

No screening results are entered in this system for this child.

If no screening results are available, the system will indicate results have not been entered. Click on the appropriate test type to enter new results. See Section 3 for additional information.

Enter Screening Results

From the screening history summary page, **click on the appropriate test type to enter new results**. As you enter results, the system will prompt you for missed data or invalid field entries in red type. **You will not be able to save your results until all required fields are completed.**

Note: if you leave the create/enter page without first saving your data, the screening results will not be saved in the system.

ASQ - 3

Entry Screen

1. Enter the screening date.
2. Enter appropriate screening organization and program information.
3. Enter domain scoring information.
4. Enter appropriate concern, follow up and shared information.
5. Select . The detail page for your screening will appear.

TIP: when entering the screening org, enter the first few letters of the org name to save time scrolling through the entire list of orgs.

Patient Summary		
Patient: Daisy, Dauphine	Date of Birth: 7/24/2012	Patient Age: 2 years 5 months and 0 days
Residence: Essex (Essex Center)	Practice Name: Essex Pediatrics	
ASQ-3 Screening Details		
Return to Screening History		
Screening Tool ASQ-3	Screening Date 12/3/2014	Child Age at Screening 28 months
Screening Organization Tim's Dev PCP	Name of Screener PCP Screener, Tim	Screening Program Type Primary Care Practice
Domain	Total Score	Score Interpretation
Communication	52	Above Cutoff
Gross Motor	50	Above Cutoff
Fine Motor	45	Near Cutoff
Problem Solving	51	Above Cutoff
Personal/Social	58	Above Cutoff
Passed Screening? Yes		
Parental Concern No	Screening Results Shared Discussed with Parent	
Recommended Followup None		
Referral Made No	Referral Comments	
<input type="button" value="Edit"/> <input type="button" value="Delete"/>		
Return to Screening History		

Patient Summary		
Patient: Daisy, Dauphine	Date of Birth: 7/24/2012	Patient Age: 2 years 5 months and 0 days
Residence: Essex (Essex Center)	Practice Name: Essex Pediatrics	
Create ASQ-3 Screening		
Screening Date	Age at Screening	
Please enter a screening date before continuing.		
Screening Organization	devscreen 55	
Name of Screener		
Screening Program Type		
Domain	Total Score	Score Interpretation
Communication		
Gross Motor		
Fine Motor		
Problem Solving		
Personal/Social		
Passed Screening? No		
<input type="checkbox"/> Parental Concern		
Recommended Followup		
<input type="checkbox"/> None		
<input type="checkbox"/> Refer		
<input type="checkbox"/> Rescreen		
Screening Results Shared		
<input type="checkbox"/> Discussed with Parent		
<input type="checkbox"/> Shared with Primary Care Practice		
<input type="button" value="Create"/> <input type="button" value="Cancel"/>		

Screening Detail

- Review the data entered with the screening results to ensure accuracy.
- If necessary, correct any screening information by selecting Edit (see Section 4 for more information on updating screening results).
- Click on [Return to Screening History](#) once complete and add more results for the same child, or Select Search Patient to add results for another child.

TIP: Required data that is missing will be highlighted in red.

ASQ - SE

Entry Screen

1. Enter the screening date.
2. Enter the organization and program information.
3. Enter child's score and cut-off score information.
4. Enter appropriate concern, follow up and shared information.
5. Select . The detail page for your screening will appear.

TIP: The **Referral field** options appear only when you select Refer for a Recommended Follow up value.

TIP: you can use the tab key to move from field-to-field, or click in the desired field to enter data.

Patient Summary

Patient: Daisy, Dauphine Date of Birth: 7/24/2012 Patient Age: 2 years 5 months and 16 days
 Residence: Essex (Essex Center) Practice Name: Essex Pediatrics

Create ASQ-SE Screening

Screening Date: 12/10/2014 Age at Screening: **28 months**

Screening Organization: Essex Pediatrics

Name of Screener: Other

Screener Name Other: test screener name

Screening Program Type: CIS - Early Intervention

Child's Score: 65

Cut off Score: 60

Passed Screening? **No**

Parental Concern

Recommended Followup:

None

Refer

Rescreen

Referral:

Children's Integrated Services

Essential Early Education

Other

PCP Co-located Mental Health Services

Primary Care Practice

Specialty Diagnostic Evaluation

VT Dept. of Health Child Development Clinic

Screening Results Shared:

Discussed with Parent

Shared with Primary Care Practice

Patient Summary

Patient: Daisy, Dauphine Date of Birth: 7/24/2012 Patient Age: 2 years 5 months and 0 days
 Residence: Essex (Essex Center) Practice Name: Essex Pediatrics

ASQ-SE Screening Details

[Return to Screening History](#)

Screening Tool: **ASQ-SE** Screening Date: **12/10/2014** Child Age at Screening: **28 months**

Screening Organization: **Essex Pediatrics** Name of Screener: **test screener name** Screening Program Type: **Other**

Child's Score: **65** Cut off Score: **60**

Passed Screening? **No**

Parental Concern: **No** Screening Results Shared: **Discussed with Parent**

Recommended Followup: **Refer** Referral: **Children's Integrated Services**

Referral Made: **No** Referral Comments:

[Return to Screening History](#)

Screening Detail

- Review the data entered with the screening results to ensure accuracy.
- If necessary, correct any screening information by selecting Edit (see Section 4 for more info. on updating screening results).
- Click on [Return to Screening History](#) once complete and add more results for the same child, or Select Search Patient to add results for another child.

TIP: when entering the screening org, enter the first few letters of the name to save time scrolling through the entire list of screening org names.

M - C H A T - R

Entry Screen

1. Enter the screening date.
2. Enter screening organization and program information.
3. Enter child’s total score.
4. Enter appropriate concern, follow up and shared information.
5. Select . The detail page for your screening will appear.

Patient Summary

Patient: Daisy, Dauphine Date of Birth: 7/24/2012 Patient Age: 2 years 5 months and 0 days
 Residence: Essex (Essex Center) Practice Name: Essex Pediatrics

Create M-CHAT-R Screening

Screening Date Age at Screening

Please enter a screening date before continuing.

Screening Organization

Name of Screener

Screening Program Type

Total Score

Passed Screening?
No

Parental Concern

Recommended Followup
 None
 Refer for R/F Screen
 Refer for Specialty/Diagnostic Evaluation

Screening Results Shared
 Discussed with Parent
 Shared with Primary Care Practice

Patient Summary

Patient: Daisy, Dauphine Date of Birth: 7/24/2012 Patient Age: 2 years 5 months and 0 days
 Residence: Essex (Essex Center) Practice Name: Essex Pediatrics

M-CHAT-R Screening Details

[Return to Screening History](#)

Screening Tool M-CHAT-R	Screening Date 12/9/2014	Child Age at Screening 28 months
Screening Organization devscreen Test 1 (pediatrician)	Name of Screener tester, j1	Screening Program Type Developmental Pediatrician
Total Score 2	Passed Screening? Yes	
Parental Concern No	Screening Results Shared Discussed with Parent	
Recommended Followup None	Referral Made No	
Referral Comments		

[Return to Screening History](#)

Screening Detail

- Review the data entered with the screening results to ensure accuracy.
- If necessary, correct any screening information by selecting Edit (see Section 4 for more information on updating screening results).
- Click on [Return to Screening History](#) once complete and add more results for the same child, or Select Search Patient to add results for another child.

TIP: when entering the screening org, enter the first few letters of the org name to save time scrolling through the entire list of orgs.

M - CHAT - R / F

Entry Screen

1. Enter the screening date.
2. Enter screening organization and program information.
3. Enter child's total score.
4. Enter appropriate concern, referral and shared information.
5. Select . The detail page for your screening will appear.

Patient Summary		
Patient: Daisy, Dauphine	Date of Birth: 7/24/2012	Patient Age: 2 years 5 months and 0 days
Residence: Essex (Essex Center)	Practice Name: Essex Pediatrics	
Create M-CHAT-R/F Screening		
Screening Date <input type="text"/>	Age at Screening <input type="text"/>	
Please enter a screening date before continuing.		
Screening Organization <input type="text" value="Tim's IMR Practice"/>		
Name of Screener <input type="text"/>		
Screening Program Type <input type="text"/>		
Total Score <input type="text"/>		
Passed Screening?	No	
<input type="checkbox"/> Parental Concern		
Referral	<input type="checkbox"/> CIS - Early Intervention <input type="checkbox"/> None <input type="checkbox"/> Other <input type="checkbox"/> Specialty Diagnostic Evaluation <input type="checkbox"/> VT Dept. of Health Child Development Clinic	
Screening Results Shared	<input type="checkbox"/> Discussed with Parent <input type="checkbox"/> Shared with Primary Care Practice	
<input type="button" value="Create"/>	<input type="button" value="Cancel"/>	

Patient Summary		
Patient: Daisy, Dauphine	Date of Birth: 7/24/2012	Patient Age: 2 years 5 months and 0 days
Residence: Essex (Essex Center)	Practice Name: Essex Pediatrics	
M-CHAT-R/F Screening Details		
Return to Screening History		
Screening Tool M-CHAT-R/F	Screening Date 12/10/2014	Child Age at Screening 28 months
Screening Organization devscreen Test 1 (pediatrician)	Name of Screener tester, j1	Screening Program Type Developmental Pediatrician
Total Score 2		
Passed Screening? No		
Parental Concern Yes	Screening Results Shared Discussed with Parent Shared with Primary Care Practice	
	Referral None	
Referral Made No	Referral Comments	
<input type="button" value="Edit"/>	<input type="button" value="Delete"/>	
Return to Screening History		

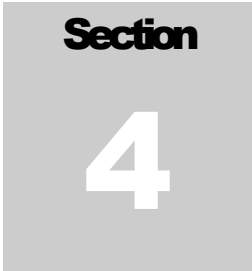
Screening Detail

- Review the data entered with the screening results to ensure accuracy.
- If necessary, correct any screening information by selecting Edit (see Section 4 for more information on updating screening results).
- Click on [Return to Screening History](#) once complete and add more results for the same child, or Select Search Patient to add results for another child.

TIP: when entering the screening org, enter the first few letters of the org name to save time scrolling through the entire list of orgs.

Update Screening Results

Screening results may be updated or deleted by users associated with the screening organization that provided the specific screening for the child. Both the edit and delete options are found within the screening detail page, as shown below.



EDIT RESULTS

1. From the screening history page, click on [Details](#) for the desired screening, and select to open.
2. Enter update and changes.
3. Review your updates for accuracy.
4. Return to the Screening History summary page for changes to other screenings, or Search Patient from left bar menu to enter or review screening data for another child.

Patient Summary

Patient: Daisy, Dauphine Date of Birth: 7/24/2012 Patient Age: 2 years 5 months and 0 days
 Residence: Essex (Essex Center) Practice Name: Essex Pediatrics

Edit ASQ-3 Screening

Screening Date: 12/3/2014 Age at Screening: 28 months

Screening Organization:

Name of Screener:

Screening Program Type:

Domain	Total Score	Score Interpretation
Communication	52	Above Cutoff
Gross Motor	50	Above Cutoff
Fine Motor	45	Near Cutoff
Problem Solving	51	Above Cutoff
Personal/Social	58	Above Cutoff

Passed Screening? Yes

Parental Concern: Parental Concern

Recommended Followup: None
 Refer
 Rescreen

Referral Made: Referral Made

Referral Comments:

Screening Results Shared: Discussed with Parent
 Shared with Primary Care Practice

Patient Summary

Patient: Daisy, Dauphine Date of Birth: 7/24/2012 Patient Age: 2 years 5 months and 0 days
 Residence: Essex (Essex Center) Practice Name: Essex Pediatrics

ASQ-3 Screening Details

[Return to Screening History](#)

Screening Tool: ASQ-3 Screening Date: 12/3/2014 Child Age at Screening: 28 months

Screening Organization: Tim's Dev PCP Name of Screener: PCP Screener, Tim Screening Program Type: Primary Care Practice

Domain	Total Score	Score Interpretation
Communication	52	Above Cutoff
Gross Motor	50	Above Cutoff
Fine Motor	45	Near Cutoff
Problem Solving	51	Above Cutoff
Personal/Social	58	Above Cutoff

Passed Screening? Yes

Parental Concern: Parental Concern Screening Results Shared: Discussed with Parent

Recommended Followup: None

Referral Made: Referral Made Referral Comments:

[Return to Screening History](#)

If the organization that provided the screening does not match your associated organization for your session, you will not be able to edit the results.

NOTE: The Referral Made and Referral Comments fields are only available via the Edit screen. These fields are designed to capture information related to referrals resulting from screening results that cause concerns.

TIP: Don't forget to **SAVE YOUR CHANGES**. If you leave the edit page without first saving your data, your changes will not be saved in the system.

Patient Profile

Practice: devscreen 55 Patient: Daisy, Dauphine Logout

Patient Summary

Patient: Daisy, Dauphine Date of Birth: 7/24/2012 Patient Age: 2 years 5 months and 0 days
 Residence: Essex (Essex Center) Practice Name: Essex Pediatrics

Patient Profile Confirm

You are about to delete the current selection.

Select OK if you wish to proceed with the deletion.
 Select Cancel to cancel the deletion.

OK Cancel

Domain	Total Score	Score Interpretation
Communication	52	Above Cutoff
Gross Motor	50	Above Cutoff
Fine Motor	45	Near Cutoff
Problem Solving	51	Above Cutoff
Personal/Social	58	Above Cutoff

Passed Screening? **Yes**

Parental Concern **No** Screening Results Shared **Discussed with Parent**

Recommended Followup **None**

Referral Made **No** Referral Comments

Edit **Delete**

[Return to Screening History](#)

DELETE RESULTS

1. From the screening history page, click on [Details](#) for the desired screening, and select . A confirmation message will appear.
2. Click OK to confirm deletion. The system will automatically direct you back to the summary page.
3. Select other screenings to delete from the Screening History summary page, or Search Patient from left bar menu to enter or review screening data for another child.

If the organization that provided the screening does not match your associated organization for your session, you will not be able to delete the results.

NOTE: A deleted screening cannot be recovered. If you inadvertently delete an incorrect screening, you will need to re-enter the results. If you click on the confirmation message, your changes will not be saved in the system.

DID YOU KNOW: Vermont 2-1-1 is the number you dial to find out about and connect to hundreds of important community resources, including **Children's Integrated Services**, early childhood and **developmental screening-related services**, high quality **parent education materials**, as well as emergency food and shelter, disability services, counselling, senior services, healthcare, child care, drug and alcohol programs, legal assistance, transportation needs, educational and volunteer opportunities and more. Dial **2-1-1** ext.6 to refer families with young children directly to a *Help Me Grow* Child Development Specialist for linkage to community programs and services.

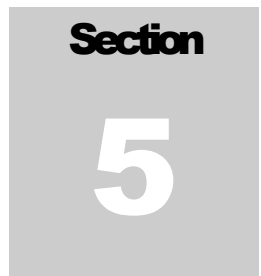
It's a free service. It's confidential. It's 24/7.

1. Simply dial 2-1-1 from anywhere in Vermont
2. 1-866-652-4636 – toll free in Vermont
3. 1-802-652-4636 – from outside of Vermont
4. Email them at info@vermont211.org



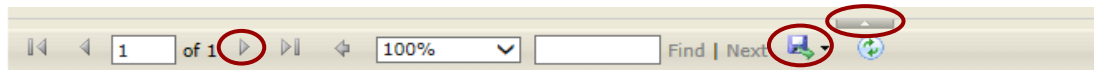
Developmental Screening Reports

If your user profile is set up with access to reports, you will see your available report options on the left side bar menu when you select Developmental Screening from the child's record in Patient Profile.



REPORT NAVIGATION

- The Screening History report is available to all users with developmental screening access.
- The Follow Up Status, Practice Children Due and Screening Activity reports are available to all primary care practices with developmental screening access.
- All reports may be displayed, printed via the pdf option, exported to Excel, or exported to a csv file format for data purposes.
- All reports will automatically generate with default values once the user selects the report. Users may choose to modify the report parameters and click [View Report](#) to create a report with those modified parameters.
- To generate the desired report, **simply click on the report you would like to use.**
- Within the displayed report, the number of pages that can be displayed is indicated, as well as the option to magnify or reduce the display, search, etc.



- To save the report to pdf, print via pdf, or export to csv or Excel format, click on the icon and select the desired export format.
- To hide the report parameters and simply view the results, click on the gray bar.
- Sort your report by various fields such as name or DOB by clicking on the up/down triangles in the field/headers in the report detail section.
- Additional details regarding each of the reports are available on the following pages.

SCREENING HISTORY REPORT


Use this report
to see an overview of an individual child's screening history.

- The report will automatically include all screening results entered into the child's history.
- Modify the date range if you would like to view a limited period of time within the screening history. Simply remove both of the null ✓ fields and enter the desired date range. Then click . **Note:** you must enter both a start and end value for modified dates.

Developmental Screening Report x

Screening Date Range Start NULL Screening Date Range End NULL

1 of 1 100% Find | Next



Developmental Screening History Report


Child Name: **Dauphine Daisy**
 Child DOB: 07/24/2012
 Child Current Age: 29 months
 Primary Care Practice: Essex Pediatrics

Report Date: 12/29/2014
 Screening date range: all dates


Appropriate tool for current screening	
ASQ -3	30 month
ASQ-SE	30 month
M-CHAT-R	24 month

Screening tool	Screening Date	Screen age	Screening Organization	Result	Recommended follow up	Recommended referral	Parent concern	Referral made?	Referral Comments
ASQ-3	12/03/2014	28 months	Tim's Dev PCP	pass			no	no	
M-CHAT-R/F	10/30/2014	27 months	devscreen Test 1 (pediatrician)	pass		Other	no	no	
M-CHAT-R	10/28/2014	27 months	devscreen Test 1 (pediatrician)	concern	Refer for Speciality/Diagnostic Evaluation	CIS - Early Intervention	no	no	
ASQ-SE	10/28/2014	27 months	devscreen Test 1 (pediatrician)	pass			no	no	
ASQ-SE	02/02/2014	18 months	devscreen Test 1 (pediatrician)	pass			no	no	

Please note: A screening result of concern is an indication that the child did not pass the screening. This report only includes screenings that were recorded in the Vermont Department of Health developmental screening repository and reflects the data as entered by the screening organization.



Division of Maternal and Child Health
 108 Cherry Street, Burlington, VT 05401
www.healthvermont.gov
 phone (802) 863-7333 fax (802) 863-7229



Parent concern indicates if the parent expressed a concern at the time of the screening.

Referral made? indicates if the referral action was completed and is only checked once the provider has verified that the referral was completed.

Referral comments should include appropriate details regarding the referral made and should be updated by the medical home or screener that has verified the referral has actually occurred and the child is receiving additional services.

TIP: The **Appropriate tool for current screening** is an easy reference for which screening age is appropriate if you need to give the child a screening at the time the report is generated.

Vermont Department of Health, Division of Maternal and Child Health
 PO Box 70, 108 Cherry Street, Burlington, VT 05401
 phone (802) 863-7333 www.healthvermont.gov

11

FOLLOW UP STATUS REPORT

The report captures all practice children who have received a developmental screening that resulted in a follow up action of either a rescreen or a referral that requires monitoring. If a child has passed a later rescreen or a referral is confirmed to have been made, the child will not appear on this report.

Use this report to identify practice children that should be monitored for follow up rescreen or referral activity.

- The report will automatically include all practice children for all date ranges and test types when the report is selected.
- Modify the date range, child age range and testing tool type if you would like to view a limited period of time and type of results within the screening history. Simply remove the null ✓ fields or default values, enter the desired date range, age range or test type, and click .

Note: you must enter both start and end dates if you modify the date range of the report.

Developmental Screening Report

Screening Date Range Start: NULL Include ASQ-3 Tool? True False

Screening Date Range End: NULL Include ASQ-SE Tool? True False

Child Age Range Start (in months old between 1- 65): Include M-CHAT-R Tool? True False

Child Age Range End (in months old between 1- 65):

1 of 1 | 100% | Find | Next

Developmental Screening Follow Up Status Report


Organization: devscreen test site 2
123 hope street Essex 8028793535

Screening dates: all dates
Screening ages: 1 - 65 months
Screening tool: all
Report Date: 12/29/2014

This report includes children in your practice with developmental screenings that indicated a recommended follow up action of rescreen or referral that requires practice monitoring. A screening result of concern is an indication that the child did not pass the screening. Children that were later rescreened and required no further follow up are not included in this report.


Child name	DOB	Current age	Screen date	Screen age	Screen tool	Screening Organization	Result	Recommended Follow Up	Recommended referral	Referral made?	Referral comments
Aster, Amanda	05/15/2013	19 months	10/24/2014	17 m	ASQ-3	devscreen Test 1 (pediatrician)	concern	Rescreen			
Aster, Amanda	05/15/2013	19 months	10/29/2014	17 m	M-CHAT-R	devscreen Test 1 (pediatrician)	concern	Refer for R/F Screen	VT Dept. of Health Child Development Clinic		

Please note: This report only includes data for screenings that were recorded in the Vermont Department of Health developmental screening repository and reflects the data as entered by the screening organization.



VERMONT
DEPARTMENT OF HEALTH

Division of Maternal and Child Health
108 Cherry Street, Burlington, VT 05401
www.healthvermont.gov
phone (802) 863-7333 fax (802) 863-7229



2-1-1
Get Connected. Get Answers.
United Ways of Vermont

Referral made? indicates if the referral action was completed and is only checked once the medical home has verified the referral has occurred and the child is receiving services. Once verified, **update this field via Edit Screening**, and the record will be omitted from this report.

Referral comments should include details regarding the referral made and should be updated by the medical home or screener that has verified the referral has actually occurred and the child is receiving additional services.

TIP: The child's name, DOB and current age can be used for report sort parameters by clicking on the triangles. ↻

PRACTICE CHILDREN DUE REPORT

Use this report to identify practice children that are due for or have missed periodicity screenings.

The report captures all practice children who are due for or have missed developmental screenings based on the Bright Futures/American Academy of Pediatrics recommended intervals. If a child has received ASQ-3 or M-CHAT-R screenings according to the schedule or is not currently eligible for the next recommended screening, the child will not appear on this report.

- The report will automatically include all practice children for all age ranges and test types when the report is selected.
- Modify the child age range and testing tool type if you would like to view a limited age range and type of screening. Simply change the default values and press enter, or click **View Report**.

Developmental Screening Report

Include ASQ-3 Tool? True False Child Age Range Start (in months old between 9 - 38) 9

Include M-CHAT-R Tool? True False Child Age Range End (in months old between 9 - 38) 38 **View Report**

Practice Children Due for Developmental Screening 1 of 2

Organization: **devscreen 52**
125 james avenue, Essex 05452
802-878-1234
Report Date: 12/30/2014

Screening tool: ASQ-3, M-CHAT-R
Current age: 9 - 38 months

Due or missed screenings are based on Bright Futures/AAP recommended intervals for ASQ-3 screenings at 9, 18 and 24/30 months and M-CHAT-R screenings at 18 and 24 months. A child is considered to have missed a recommended screening if they did not receive the recommended screening or a more recent screening for that test type. A result listed as concern indicates the child did not pass the screening for that age. Results only include the most recent screening for each tool, but others may be available. If blank, no screening has been entered for that tool. A comprehensive history may be viewed for each child via an individual screening history report if desired.

Child name	DOB	Current age	Recommended screening due		Missed screening		Most Recent Screening						Appropriate tool for current age (not adjusted for prematurity)					
			ASQ-3	M-CHAT-R	ASQ-3	M-CHAT-R	ASQ-3		M-CHAT-R		ASQ-SE		ASQ-3	M-CHAT-R	ASQ-SE			
							screen age	result	screen age	result	screen age	result						
aster, adam	05/10/2013	19 months		18 month	18 month													
aster, alan	03/20/2013	21 months		18 month	18 month													
buttercup, ben	03/08/2013	21 months		18 month	18 month		9 months	concern										
buttercup, brodie	03/10/2013	21 months		18 month	18 month		9 months	pass										
coreopsis, caleb	03/19/2013	21 months		18 month	18 month		9 months	pass										
coreopsis, carter	03/25/2013	21 months		18 month	18 month		9 months	concern										
daisy, daniel	08/19/2012	28 months		24 month	24 month	18 month	17 months	pass										
daisy, david	02/15/2013	22 months		18 month	18 month		9 months	pass										
echinacea, edward	06/16/2012	30 months	30 month	24 month	24 month	18 month												
echinacea, eric	08/10/2012	30 months	30 month	24 month	24 month	18 month	18 months	pass										
fillipendula, frank	06/30/2012	30 months	30 month	24 month	24 month	18 month	17 months	concern										

Recommended screening due column(s) will be blank if there is not a test recommended for the child’s current age.

Missed screening column(s) will be blank if no recommended screenings have been missed at the child’s current age.

Most recent screening column(s) will be blank if no screenings have occurred for that test type by the child’s current age.

TIP: The **Appropriate tool for current screening** is an easy reference for which screening age is appropriate if you need to give the child a screening at the time the report is generated.

TIP: Name, DOB and current age may be sorted for the report by clicking on the up/down triangles within the fields.

DEVELOPMENTAL SCREENING ACTIVITY REPORT

The report captures developmental screening activity for practice children, based on the Bright Futures/American Academy of Pediatrics recommended developmental screening intervals. Activity values are based on practice children that have exited the test age ranges for the months selected. If a child is still within a current test age range, they are not counted within that report interval.

Use this report to evaluate how well your practice is ensuring that screening occurs at the recommended intervals.

- The report will automatically include activity for the last three complete month period when the report is selected.
- Modify the reporting period and test type if you would like to view a limited amount of data. Simply change the default values and select View Report.

Developmental Screening Report

Screening Range Start Month: January Screening Range End Month: February View Report

Screening Range Start Year: 2014 Screening Range End Year: 2014

Include ASQ-3 Tool? True False Include M-CHAT-R Tool? True False

Developmental Screening Activity
at Bright Futures/American Academy of Pediatrics (AAP) Recommended Intervals 1 of 1

Organization: devscreen 52 Report Date: 12/30/2014
125 james avenue, Essex 05452 Month Range: January, 2014 - February, 2014
802-878-1234 Screening tool: ASQ-3, M-CHAT-R

ASQ-3 screenings completed at recommended intervals

Month	9 months (9 months)			18 months (17-18 months)			24 months (23-25.5 months)			30 months (28.5-31.5 months)			24 or 30 months		
	# kids screened	Total kids	Screen %	# kids screened	Total kids	Screen %	# kids screened	Total kids	Screen %	# kids screened	Total kids	Screen %	# kids screened	Total kids	Screen %
Jan, 2014	4	5	80%	4	5	80%	4	5	80%	3	6	50%	7	11	64%
Feb, 2014	0	0	-	0	0	-	0	0	-	0	3	0%	0	3	0%
Total	4	5	80%	4	5	80%	4	5	80%	3	9	33%	7	14	50%

ASQ-3 screenings completed at intervals that required further action

Month	9 months (9 months)			18 months (17-18 months)			24 months (23-25.5 months)			30 months (28.5-31.5 months)			24 or 30 months		
	# kids concerns	# kids screened	Concern %	# kids concerns	# kids screened	Concern %	# kids concerns	# kids screened	Concern %	# kids concerns	# kids screened	Concern %	# kids concerns	# kids screened	Concern %
Jan, 2014	2	4	50%	3	4	75%	3	4	75%	2	3	67%	5	7	71%
Feb, 2014	0	0	-	0	0	-	0	0	-	0	0	-	0	0	-
Total	2	4	50%	3	4	75%	3	4	75%	2	3	67%	5	7	71%


M-CHAT-R screenings completed at recommended intervals

Month	18 months (16-22 months)			24 months (23-30 months)		
	# Kids screened	Total kids	Screen %	# kids screened	Total kids	Screen %
Jan, 2014	4	6	67%	4	8	50%
Feb, 2014	0	0	-	0	1	0%
Total	4	6	67%	4	9	44%

M-CHAT-R screenings completed at intervals that required further action


Month	18 months (16-22 months)			24 months (23-30 months)		
	# kids concerns	# kids screened	Concern %	# kids concerns	# kids screened	Concern %
Jan, 2014	3	4	75%	3	4	75%
Feb, 2014	0	0	-	0	0	-
Total	3	4	75%	3	4	75%

Please note: Displayed screening rates based on screenings that occurred within Bright Futures/AAP recommended intervals for ASQ-3 screenings at 9, 18 and 24/30 months and M-CHAT-R screenings at 18 and 24 months. Other screenings may have occurred outside of these intervals. This report only includes screenings that were recorded in the Vermont Department of Health developmental screening repository and reflects the data as entered by the screening organization.



VERMONT
DEPARTMENT OF HEALTH

Division of Maternal and Child Health
108 Cherry Street, Burlington, VT 05401
www.healthvermont.gov
phone (802) 863-7333 fax (802) 863-7229



2-1-1
Vermont
Get Connected. Get Answers.
United Ways of Vermont

Screenings at intervals that require further action includes children that received screenings that resulted in a follow up action of either rescreen or referral.



Questions?

Here are some answers.

1. Who can assist me if I need access, forgot my password or am having other problems using the registry?

Forgot your password? Use Password Central for automatic password reset! Simply click on the link for directions, password reset, etc. <https://apps.health.vermont.gov/aims/PS/Default.aspx>

Still having problems, need to set up an account for new access or have other questions not covered below? Please contact Janet Fortune, Health Data Administrator with the Vermont Department of Health at (802) 651-1872 or 1-800-537-0076 or AHS.VDHUDDSRegistry@vermont.gov.

2. Who can help coordinate services for a child who received a screening and needs to be referred for additional services?

Simply dial **2-1-1** and follow the prompt to refer families with young children (prenatal to age 8) to a *Help Me Grow* Child Development Specialist to connect them to developmental resources, high quality parent education materials, and all types of community resources, including referrals to Children's Integrated Services. *Help Me Grow* Child Development Specialists will talk with parents and share resources to help them better understand their child's development and behavior, ask parents about general family needs, provide telephone care coordination, and help connect children and families with appropriate services.



3. The page disappears after I enter my user name and password. What do I do?

Please check if you have a pop-up blocker in place (Internet → Tools → Pop-up blocker → Blocker settings). Add our program address (<https://webmail.vdh.state.vt.us/imr3>) and then try to log in to the system.

4. The system keeps asking for my user name and password, and I cannot get into the system. What do I do?

If a user ID/password is entered incorrectly several times, your account will lock. If you are sure you now have the correct password, please wait 10 minutes for the system to reset and try to log on to the system again. If you are still having issues, please contact Janet Fortune at the Vermont Department of Health at (802) 651-1872 or 1-800-537-0076 or AHS.VDHUDDSRegistry@vermont.gov.

5. How do I log out of the system once I am done?

Simply click on [Logout](#) in the upper right corner of your screen.

6. I cannot find the child within the SPHINX database and cannot enter my screening results. What do I do?

You will not be able to enter your results until the child has been added to the SPHINX database. Please contact Janet Fortune at (802) 651-1872 or 1-800-537-0076 or AHS.VDHUDDSRegistry@vermont.gov.

7. There is more than one record for the child. Does it matter which one I use to enter my screening results?

Please verify that you do have the correct child, and add your results to one of the entries. We will later merge the records.





**More questions?
We have more answers.**

8. **I've verified that the referral has occurred for a child that appeared on the Follow Up Status Report, but they are still appearing. How do I remove them from the report?** A child will continue to appear on the report until you update the child's failed screening and check off the Referral Made field to indicate that the referral has occurred. Please add any appropriate notes to the Referral Comments field about when, where, etc. the referred services are provided.
9. **How do we increase our Screening % rate for our practice?** Screenings that occur with any provider for your practice child are included if they are entered into the developmental screening registry. This includes screenings that occur at your practice. Get in the habit of entering screening results and use the Practice Children Due Report to help identify kids proactively for their next well child visit. For more practice improvement strategies, visit the VCHIP website at <http://www.med.uvm.edu/vchip>.
10. **Why does the Activity Report only include ASQ-3 and M-CHAT-R screening data?** Currently, these are the developmental screenings test types recommended by Bright Futures/AAP that should be provided at specific developmental ages.

What is Help Me Grow, and how is it connected to developmental screening efforts in Vermont?

Help Me Grow is an effective, efficient system that helps states implement universal developmental surveillance, screening and detection for all children through age eight, and then link families to existing community-based programs. Help Me Grow (HMG) proactively addresses families' concerns about their child's behavior, development and learning by **making a connection** to community-based programs, services and high quality parent education resources. Find more information at www.helpmegrowvt.org

