

2020 Nurse Staffing Data

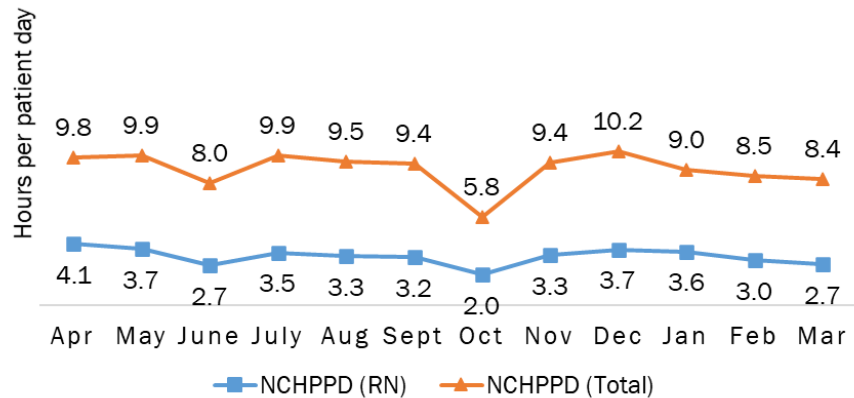
Brattleboro Retreat Adult Acute Care Unit

The Adult Acute Care Unit has 24 licensed beds and cares for adult patients. Types of services provided in this setting include secure, inpatient care for individuals with a mental health diagnosis. Some individuals in this unit may need constant 1-to-1 nursing care.

Nursing Care Hours per Patient Day (NCHPPD): April 2019 - March 2020

This graph shows the average number of direct nursing care hours provided per patient during a 24-hour period. Results are shown for care provided by registered nurses (RNs) and by all nursing staff (total) by month.

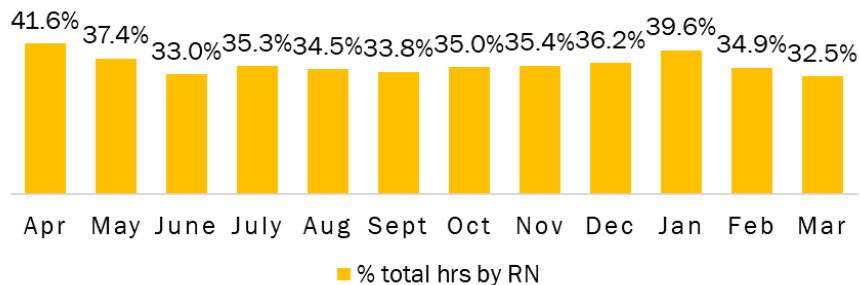
Adult Acute Care Unit



Percent of Total Nursing Care Hours Provided by RNs: April 2019 - March 2020

This graph shows the percentage of total nursing hours provided by RNs each month. Yearly average for this period is 35.8%.

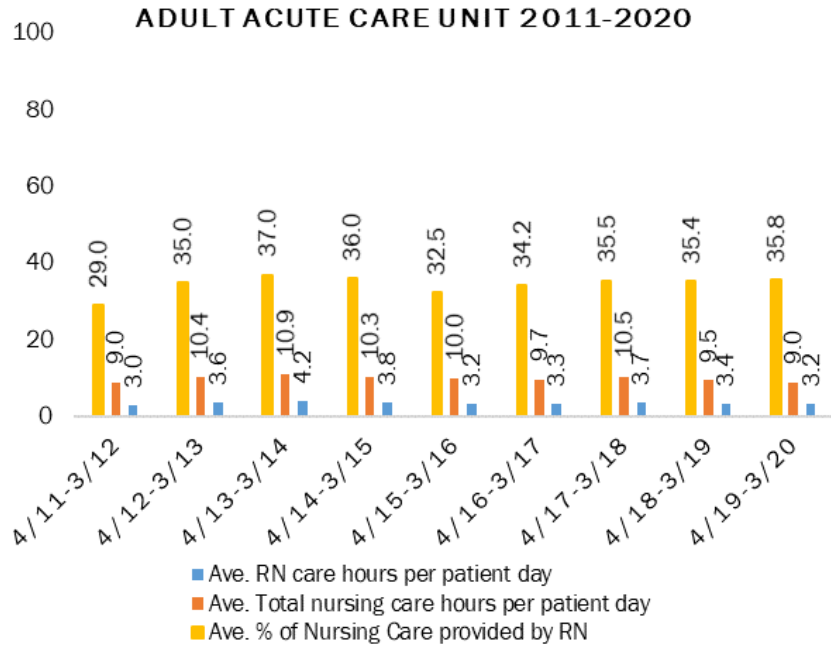
Adult Acute Care Unit



2020 Nurse Staffing Data

Yearly Average of RN and Total Nursing Care Hours per Patient Day, Percent of Total Nursing Care Hours Provided by RNs, 2011 - 2020

The graph below shows trend over time on the average RN and total nursing care hours per patient days, and average percentage of nursing care that was provided by RN.



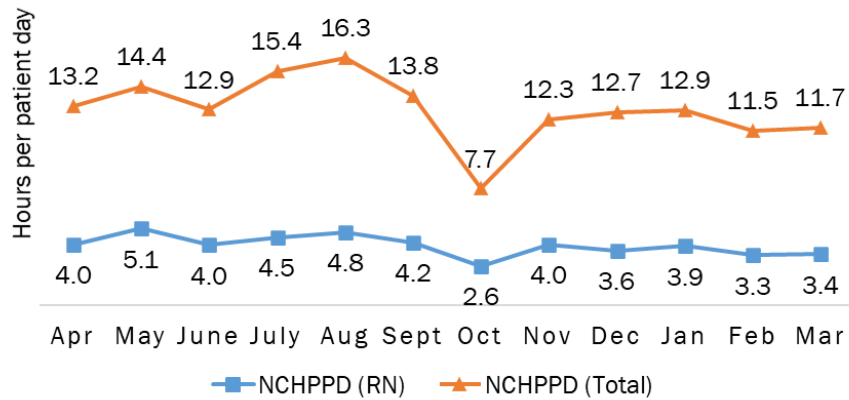
Brattleboro Retreat The Adolescent Inpatient Unit

The Adolescent Inpatient Unit has 18 licensed beds and cares for young people ages 12-18 who need short-term, inpatient care to help manage and overcome serious psychiatric disorders.

Nursing Care Hours per Patient Day (NCHPPD): April 2019 - March 2020

This graph shows the average number of direct nursing care hours provided per patient during a 24-hour period. Results are shown for care provided by registered nurses (RNs) and by all nursing staff (total) by month.

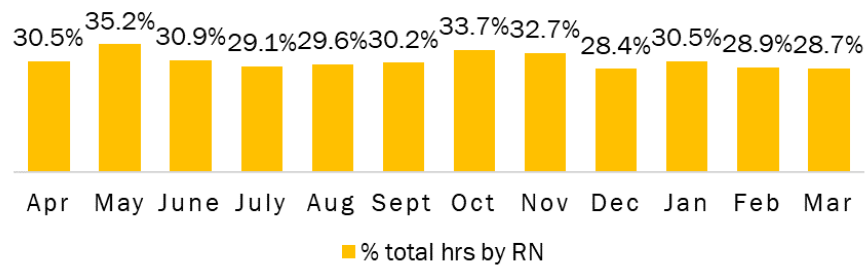
Adolescent Unit (T3)



Percent of Total Nursing Care Hours Provided by RNs: April 2019 - March 2020

This graph shows the percentage of total nursing hours provided by RNs each month. Yearly average for this period is 30.7%.

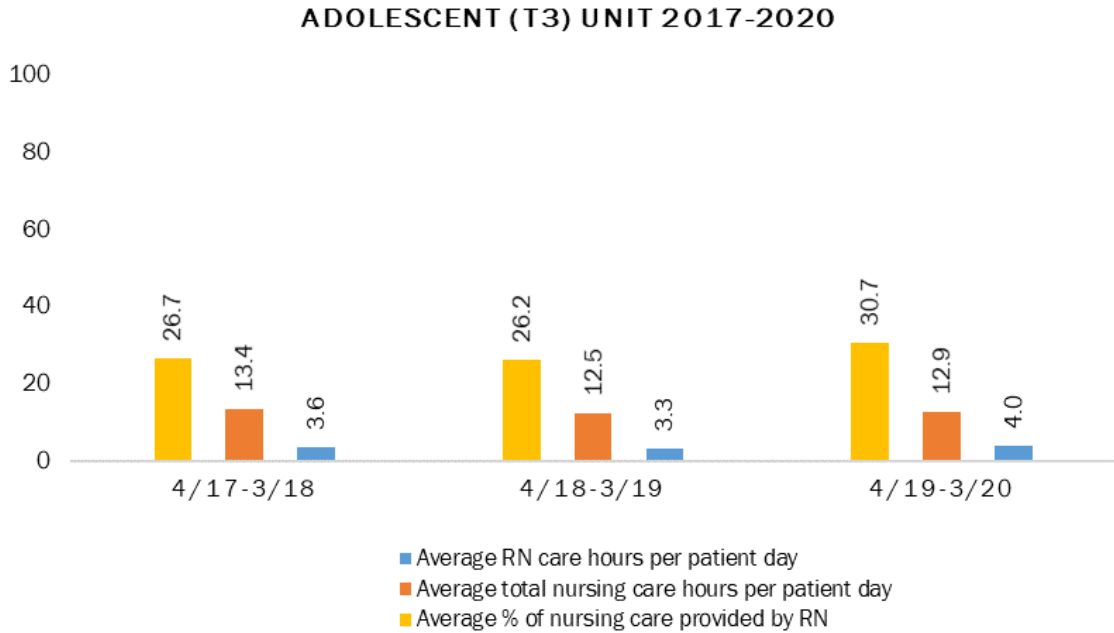
Adolescent Unit (T3)



2020 Nurse Staffing Data

Yearly Average of RN and Total Nursing Care Hours per Patient Day, Percent of Total Nursing Care Hours Provided by RNs, 2017 - 2019

The graph below shows trend over time on the average RN and total nursing care hours per patient days, and average percentage of nursing care that was provided by RN.



2020 Nurse Staffing Data

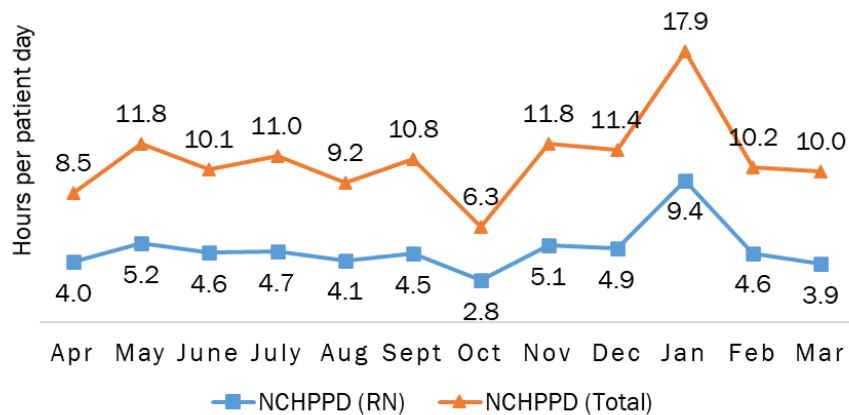
Brattleboro Retreat LGBT Adult Inpatient Unit (OSGOOD 2)

The Adult Inpatient Unit opened in 2009. It has 15 licensed beds and includes a track for the treatment of lesbian, gay, bisexual, and transgender adults. Services provided in this setting include secure, inpatient care for individuals with a mental health diagnosis. Some individuals in this unit may need constant 1-to-1 nursing care.

Nursing Care Hours per Patient Day (NCHPPD): April 2019 - March 2020

This graph shows the average number of direct nursing care hours provided per patient during a 24-hour period. Results are shown for care provided by registered nurses (RNs) and by all nursing staff (total) by month.

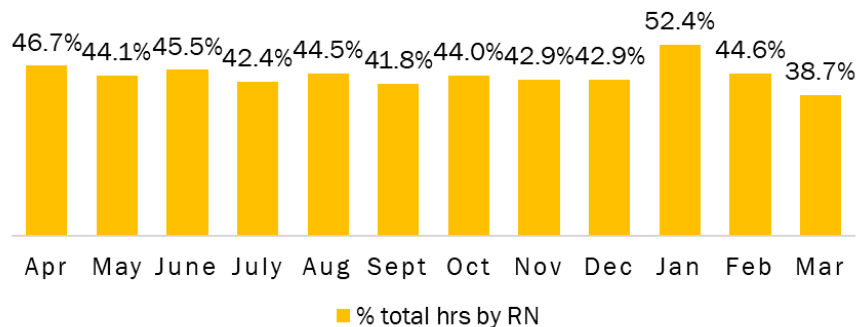
Adult Inpatient Unit (Osgood 2)



Percent of Total Nursing Care Hours Provided by RNs: April 2019 - March 2020

This graph shows the percentage of total nursing hours provided by RNs each month. Yearly average for this period is 44.2%.

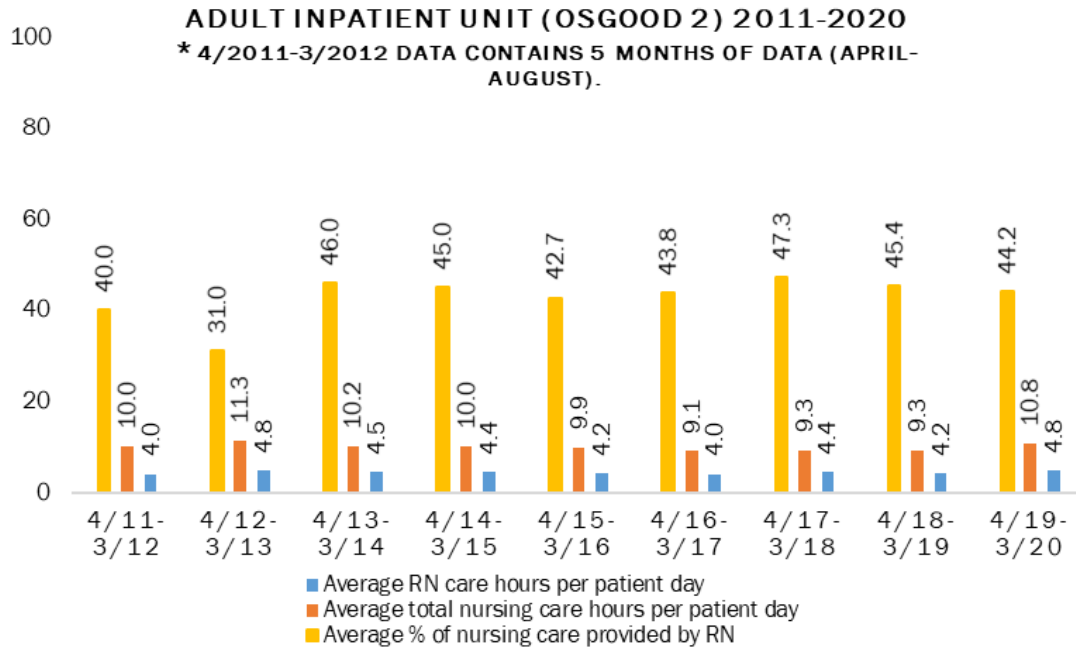
Adult Inpatient Unit (Osgood 2)



2020 Nurse Staffing Data

Yearly Average of RN and Total Nursing Care Hours per Patient Day, Percent of Total Nursing Care Hours Provided by RNs, 2012 - 2020

The graph below shows trend over time on the average RN and total nursing care hours per patient days, and average percentage of nursing care that was provided by RN.

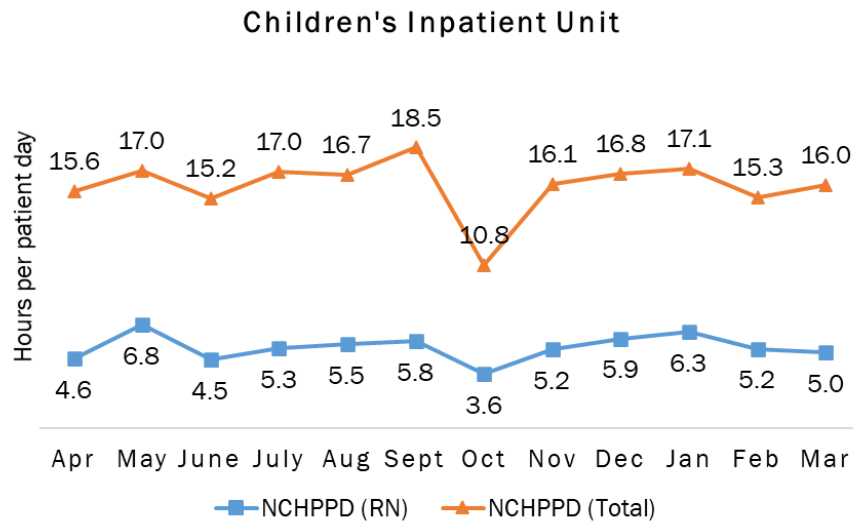


Brattleboro Retreat The Children's Inpatient Unit

The Children's Unit has 12 licensed beds and cares for children ages 5-11 who are experiencing a variety of emotional or behavioral challenges.

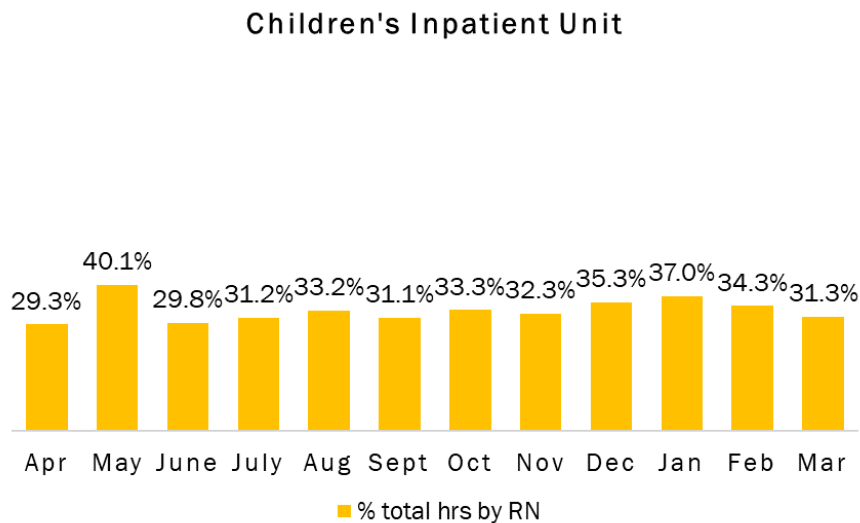
Nursing Care Hours per Patient Day (NCHPPD): April 2019 - March 2020

This graph shows the average number of direct nursing care hours provided per patient during a 24-hour period. Results are shown for care provided by registered nurses (RNs) and by all nursing staff (total) by month.



Percent of Total Nursing Care Hours Provided by RNs: April 2019 - March 2020

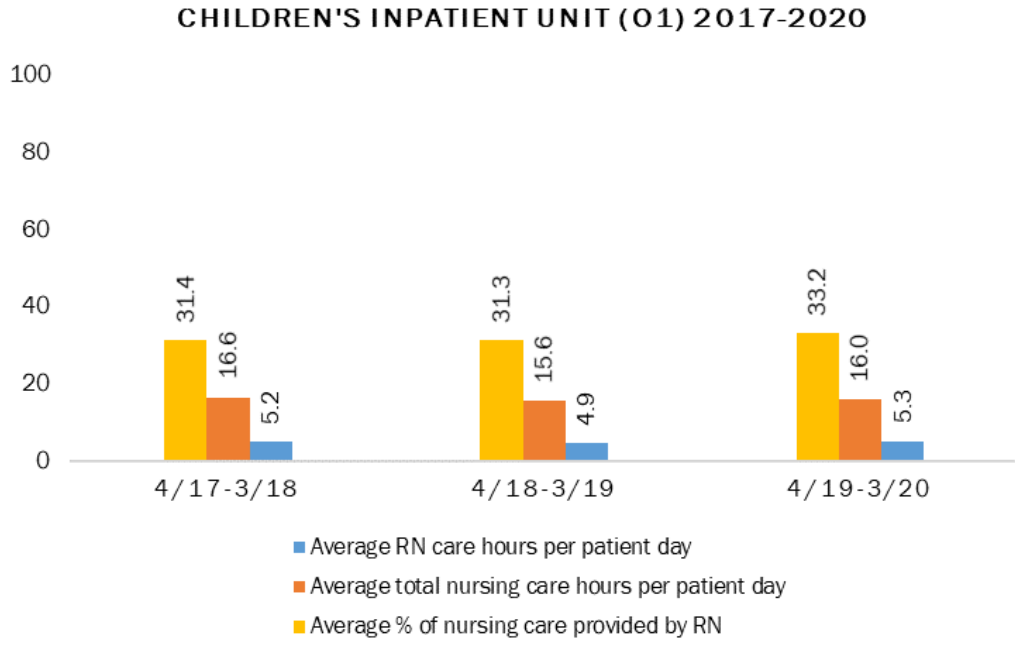
This graph shows the percentage of total nursing hours provided by RNs each month. Yearly average for this period is 33.2%.



2020 Nurse Staffing Data

Yearly Average of RN and Total Nursing Care Hours per Patient Day, Percent of Total Nursing Care Hours Provided by RNs, 2017 – 2020

The graph below shows trend over time on the average RN and total nursing care hours per patient days, and average percentage of nursing care that was provided by RN.



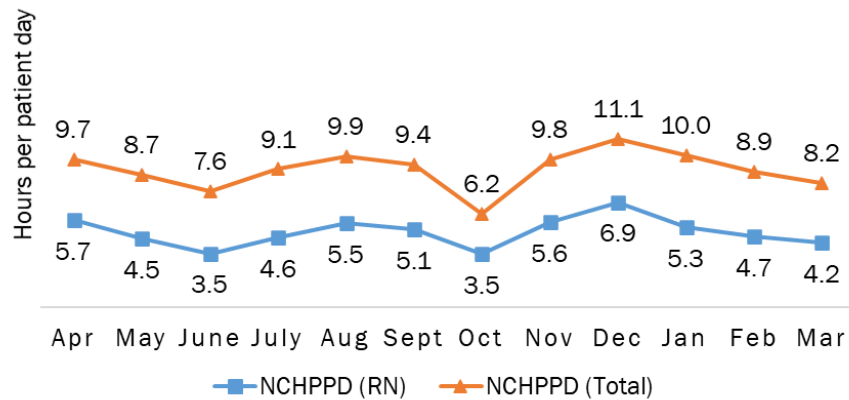
Brattleboro Retreat Adult Behavioral Health Unit (CORE)

The Behavioral Health Unit (CORE) has 22 licensed beds and cares for adult patients. Types of services provided in this setting include secure inpatient care for individuals with both a mental health diagnosis and a substance abuse disorder. Some individuals in this unit may need constant 1-to-1 nursing care.

Nursing Care Hours per Patient Day (NCHPPD): April 2019 - March 2020

This graph shows the average number of direct nursing care hours provided per patient during a 24-hour period. Results are shown for care provided by registered nurses (RNs) and by all nursing staff (total) by month.

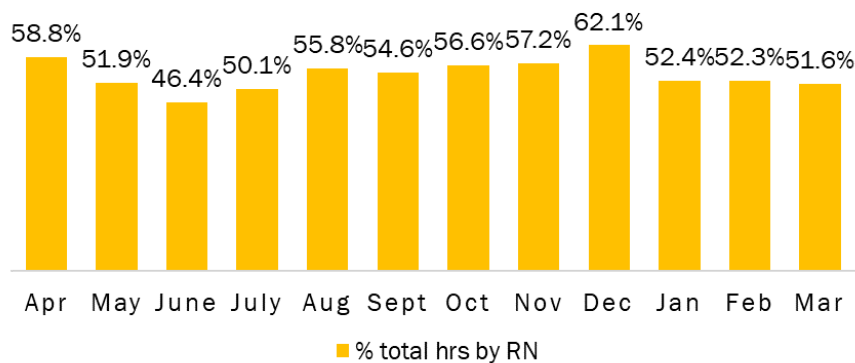
Adult Behavioral Health Unit (Core)



Percent of Total Nursing Care Hours Provided by RNs: April 2019 - March 2020

This graph shows the percentage of total nursing hours provided by RNs each month. Yearly average for this period is 54.2%.

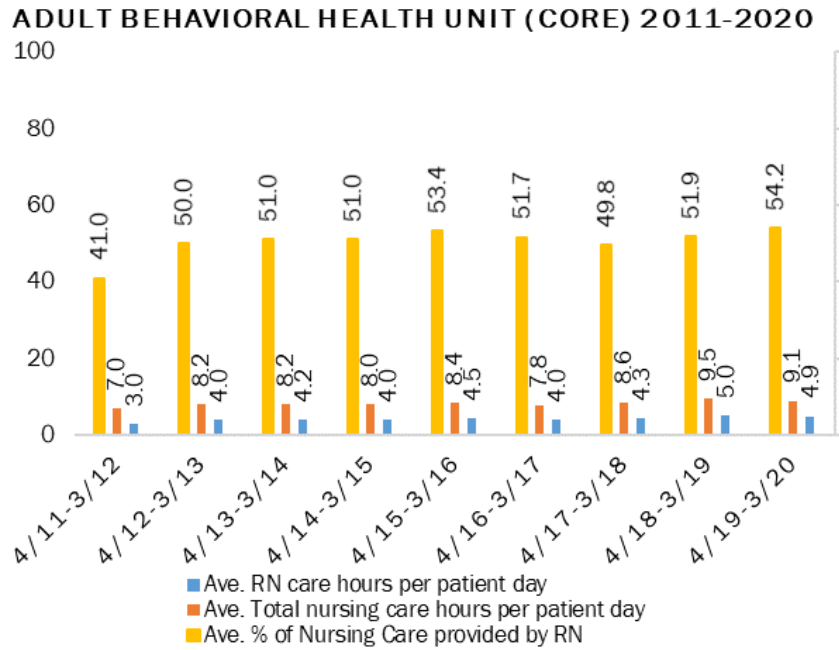
Adult Behavioral Health Unit (Core)



2020 Nurse Staffing Data

Yearly Average of RN and Total Nursing Care Hours per Patient Day, Percent of Total Nursing Care Hours Provided by RNs, 2011 - 2020

The graph below shows trend over time on the average RN and total nursing care hours per patient days, and average percentage of nursing care that was provided by RN.

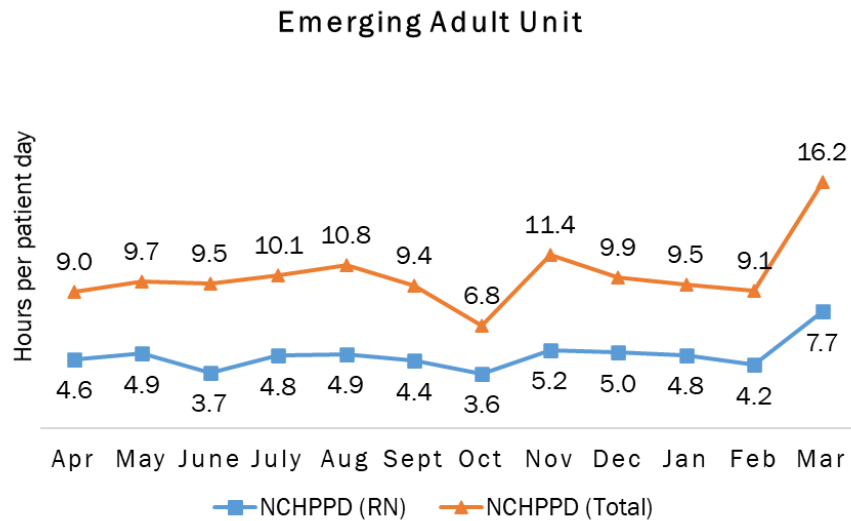


Brattleboro Retreat The Emerging Adult Unit (EAU)

The Emerging Adult Unit (EAU) has 14 licensed beds and cares for young men and women ages 18-26 who need short-term, inpatient care to help manage and overcome serious psychiatric and addiction disorders. This program opened in October 2013. Some individuals in this unit may need constant 1-to-1 nursing care.

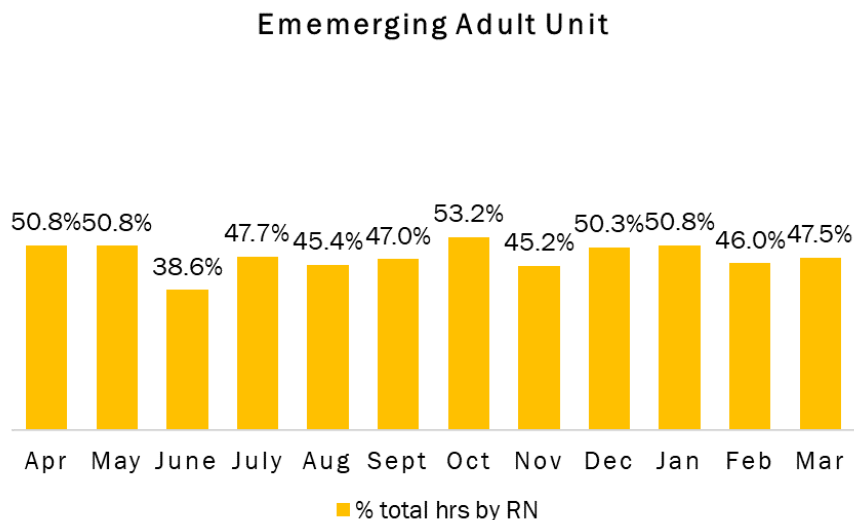
Nursing Care Hours per Patient Day (NCHPPD): April 2019 - March 2020

This graph shows the average number of direct nursing care hours provided per patient during a 24-hour period. Results are shown for care provided by registered nurses (RNs) and by all nursing staff (total) by month.



Percent of Total Nursing Care Hours Provided by RNs: April 2019 - March 2020

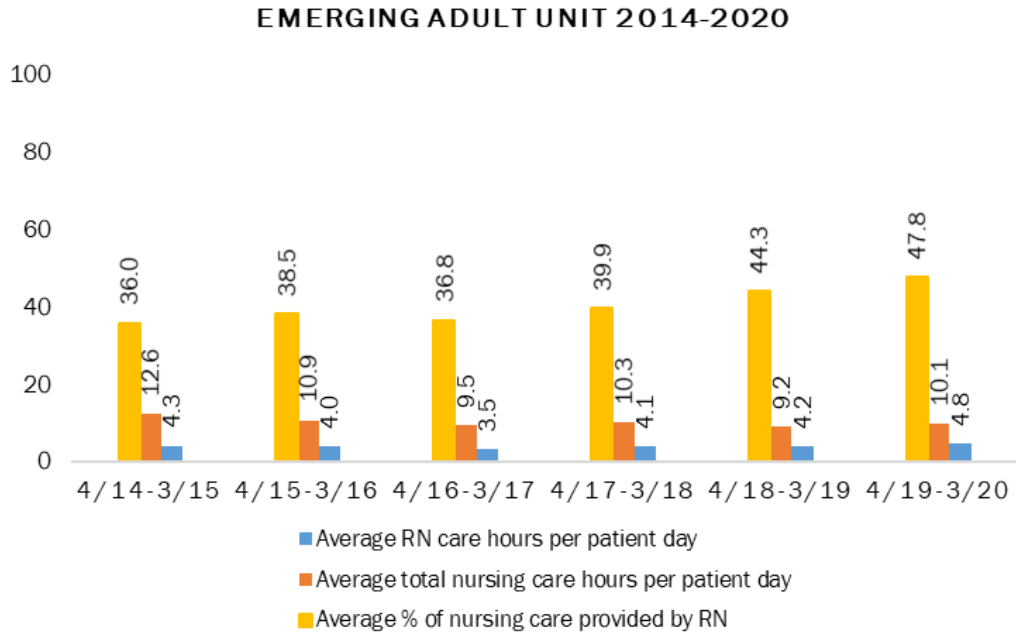
This graph shows the percentage of total nursing hours provided by RNs each month. Yearly average for this period is 47.8%.



2020 Nurse Staffing Data

Yearly Average of RN and Total Nursing Care Hours per Patient Day, Percent of Total Nursing Care Hours Provided by RNs, 2014 - 2020

The graph below shows trend over time on the average RN and total nursing care hours per patient days, and average percentage of nursing care that was provided by RN.



2020 Nurse Staffing Data

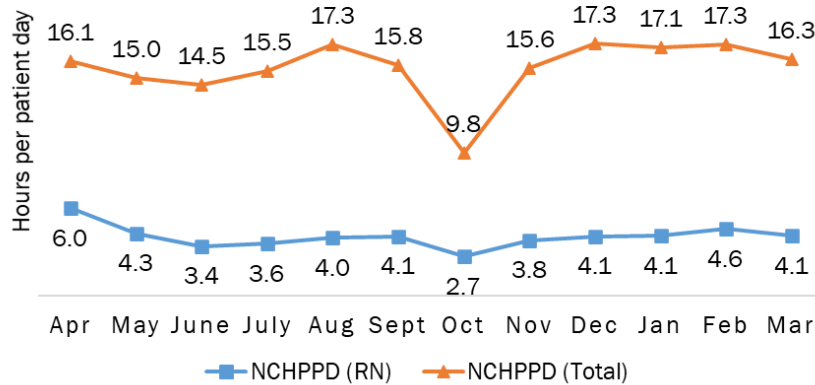
Brattleboro Retreat Adult Intensive Unit (AIU - TYLER 4)

The Adult Intensive Unit (AIU) provides state of the art inpatient care for up to 14 patients. This program is a key component in Vermont's 2012 plan to modernize and streamline psychiatric care following the closing of the former Vermont State Hospital in Waterbury. The AIU offers the finest in 21st design and safety. Opened in 2013, the Retreat's AIU is a secure unit that offers acutely ill patients a level of advanced psychiatric inpatient care.

Nursing Care Hours per Patient Day (NCHPPD): April 2019 - March 2020

This graph shows the average number of direct nursing care hours provided per patient during a 24-hour period. Results are shown for care provided by registered nurses (RNs) and by all nursing staff (total) by month.

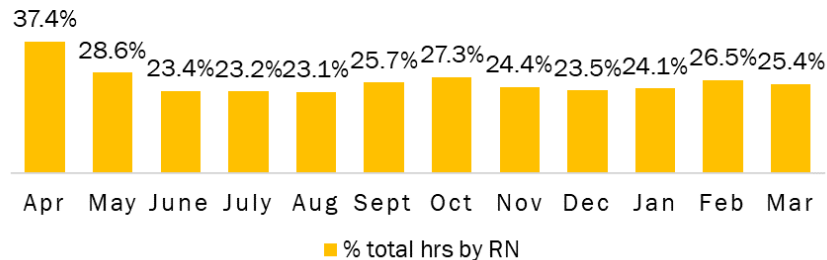
Adult Intensive Unit (Tyler 4)



Percent of Total Nursing Care Hours Provided by RNs: April 2019 - March 2020

This graph shows the percentage of total nursing hours provided by RNs each month. Yearly average for this period is 26.1%.

Adult Intensive Unit (Tyler 4)



2020 Nurse Staffing Data

Yearly Average of RN and Total Nursing Care Hours per Patient Day, Percent of Total Nursing Care Hours Provided by RNs, 2011 – 2020

The graph below shows trend over time on the average RN and total nursing care hours per patient days, and average percentage of nursing care that was provided by RN.

