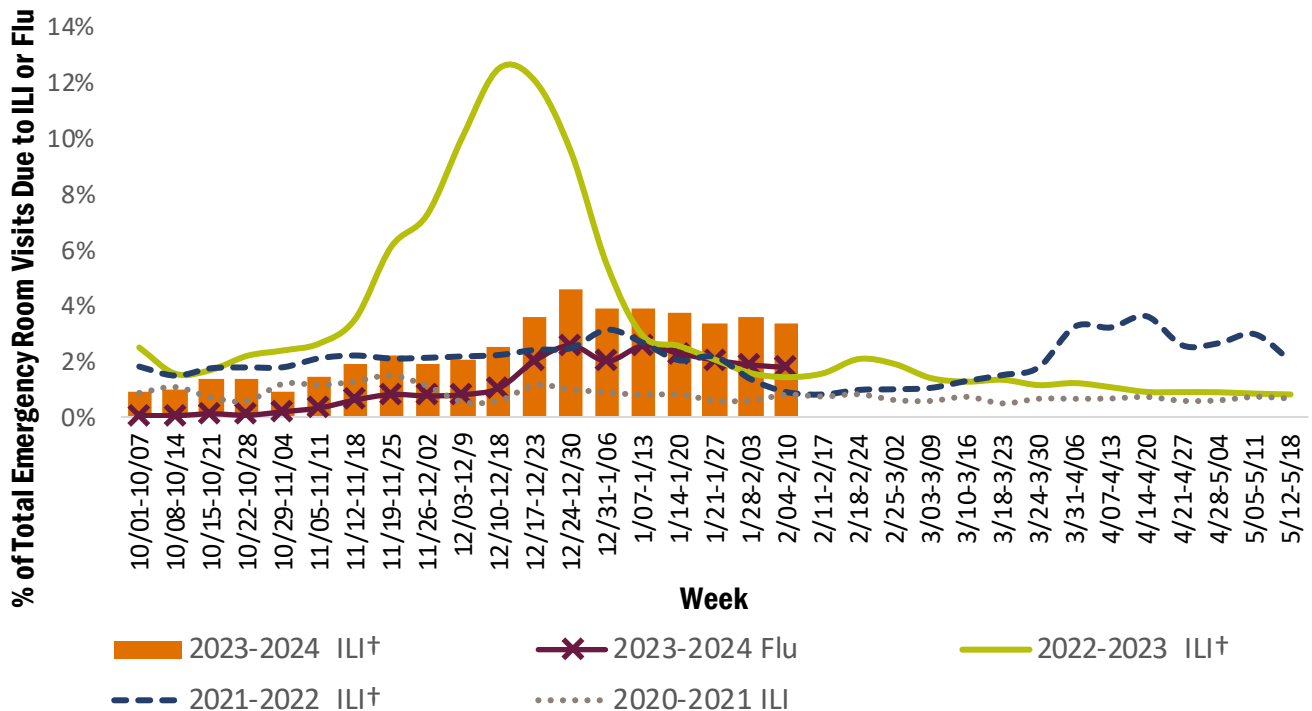


## Timeframe: 2/4/2024 - 2/10/2024

- The Influenza-like Illness (ILI) activity level remains **minimal** in Vermont. For a description of national influenza activity levels, please [visit CDC's page](#).
- COVID-19 and other respiratory illnesses are also being spread during this flu season. Vaccination and respiratory illness prevention strategies are recommended. Follow these links for up-to-date [Vermont](#) and [national](#) COVID-19 data.
- Visit CDC's [Weekly Viral Respiratory Illness Snapshot](#) for a summary of national key viral respiratory illness findings for COVID-19, influenza and RSV including data stories for activity levels, illness severity, and more.
- Visit the new Vermont Department of Health page for fall and winter virus information: <https://www.healthvermont.gov/myvaccine>

## Syndromic Surveillance

### Vermont Emergency Room and Urgent Care Visits for Influenza-like Illness or Diagnosed Influenza



†The definition of Influenza-like Illness (ILI) was updated in September 2021 to no longer exclude patients with another diagnosed non-influenza illness. The 2020-21 season's ILI data are not directly comparable to subsequent seasons due to this change.

## Illness Definitions

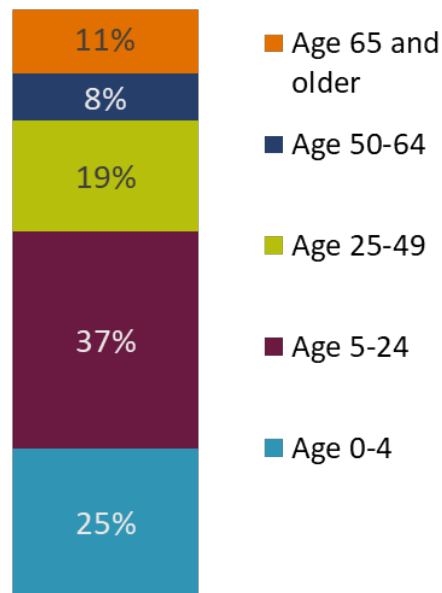
Influenza-like Illness (ILI): determined using the patient's chief complaint and/or discharge diagnosis. ILI is the presence of a fever equal to or exceeding 100°F with the addition of cough or sore throat. As of 2021, the ILI definition no longer excludes patients with another diagnosed non-influenza illness.

Influenza (Flu): determined by the patient's chief complaint of a fever with the addition of cough or sore throat and a discharge diagnosis of influenza.

## ILINet Sentinel Provider Data

This surveillance data is based upon reports submitted by ILINet, a nationwide group of medical offices that act as influenza sentinels. Sentinel providers report the number of patients with an influenza-like illness (ILI) seen by their practices each week.

### Age Distribution of Patients with an Influenza-like Illness



1.66% of visits were due to influenza-like illness among Vermont ILINet providers reporting this week, an increase compared to 1.56% the previous week.

## Laboratory Data

The National Respiratory and Enteric Virus Surveillance System (NREVSS) collects data on the number of PCR flu tests performed by participating Vermont labs and how many were positive. This helps determine flu activity in the community.

**12.5% of flu PCR tests run this week were positive, an increase compared to 8.98% the previous week. Of the total tests, 11.49% were flu A positive and 1.01% were flu B positive. During the 2023-24 season, 7.97% of flu PCR tests reported through NREVSS have been positive.**

# Flu Surveillance Report

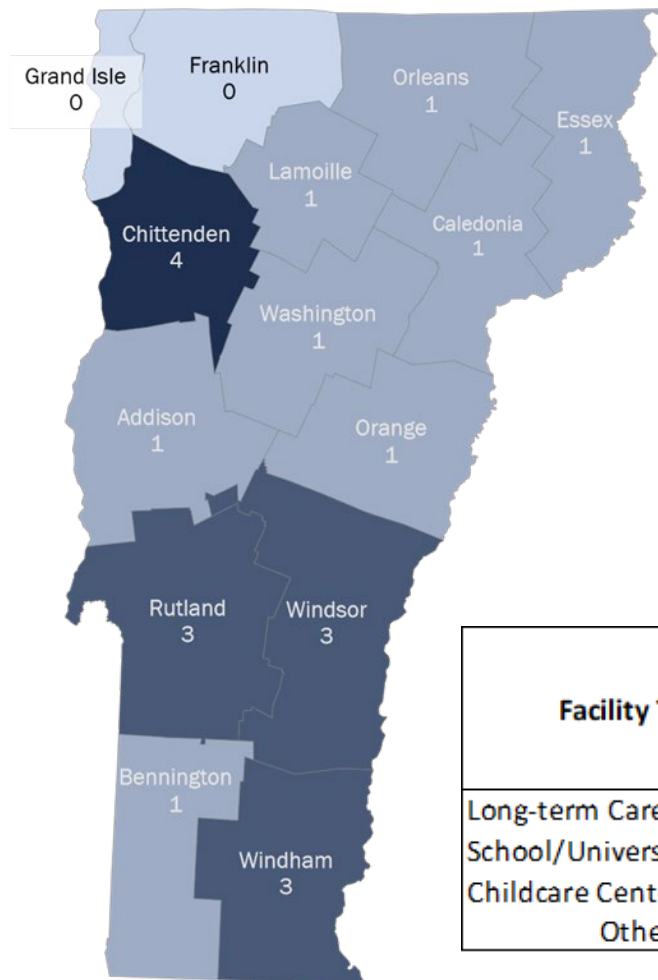
The **Health Department Lab** performs surveillance subtype testing to determine the type of flu, for example H3, H1N1, etc. This information helps determine the circulating virus strains, not the spread of flu virus.

Type and Subtype	This week: 02/04/24-02/10/24	Season so far: 10/01/23-02/10/24
Flu A H3	8	69
Flu A H1pdm09	15	109
Flu A H1pdm09/Flu A H3 co-infection	0	1
Flu B Victoria	1	1

## Reported Outbreaks

Institutional outbreaks of flu or influenza-like illness (excluding respiratory illnesses not caused by influenza viruses, e.g., COVID-19) are reportable to the Health Department.

### Number of Influenza-like Illness and Influenza Lab Confirmed Outbreaks, 10/01/2023 – 02/10/24



Facility Type	# of Outbreaks Reported 02/04/24-02/10/24	Full Season 10/01/23-02/10/24
Long-term Care Facility	2	12
School/University	1	9
Childcare Center	0	0
Other	0	0

For more information: Hilary Fannin [hilary.fannin@vermont.gov](mailto:hilary.fannin@vermont.gov)