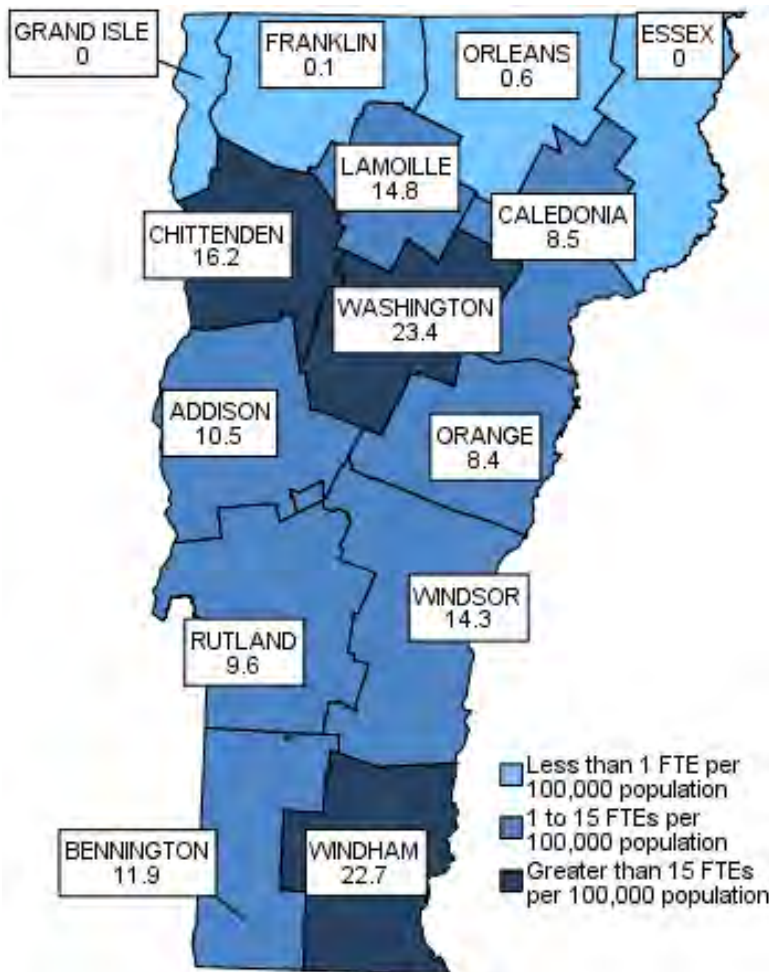


This acupuncturist report is part of the Vermont Department of Health’s health care provider data program, which is used to monitor and measure the supply of health care providers in Vermont over time. Data for this report were obtained from the 2018 census of acupuncturists.

Vermont professionals are relicensed every two years. Data for this report were obtained during the January 2018 relicensing period and represent a snapshot of the profession at that time.

Acupuncture is a form of alternative medicine in which thin needles are inserted into the body. It is a key component of Traditional Chinese Medicine. It is used for a wide range of conditions, but most often for pain relief. Acupuncture is generally used in combination with other forms of treatment.

Acupuncturist full time equivalents per 100,000 population by County



In Brief

Workforce

Survey period – January 2018
 Response Rate: 99%
 Licenses renewed: 166
 Active in VT: 144
 Full-time Equivalents (FTE): 80.3

Demographics

% Female: 70%
 Median Age: 48
 % 60 or older: 22%

Education and Training

Educated in VT: 11%
 Educated in Northeast: 35%

Specialties

85% (122) mainly worked in general acupuncturist practice
 9% (13) mainly worked in pain management

Current Employment

Full time (at main site): 6%
 Full time (at all sites combined): 15%
 Plans to reduce hours: 6%
 Accepting new patients: 95%

Geographic Distribution

(FTE to 100,000 population ratio)
 Highest: 23.4, Washington County;
 22.7, Windham County.
 Lowest: 0, Essex and Grand Isle Counties;
 less than 1.0, Franklin and Orleans Counties.

Workforce

- 166 acupuncturists renewed their Vermont license in 2018.
- Out of these 166, 144 (87%) indicated that they were active and providing direct patient care in Vermont.
- Of the 22 not active in Vermont, 7 said they plan to become active in Vermont within a year.

The remainder of this report is based on the 144 acupuncturists active in Vermont.

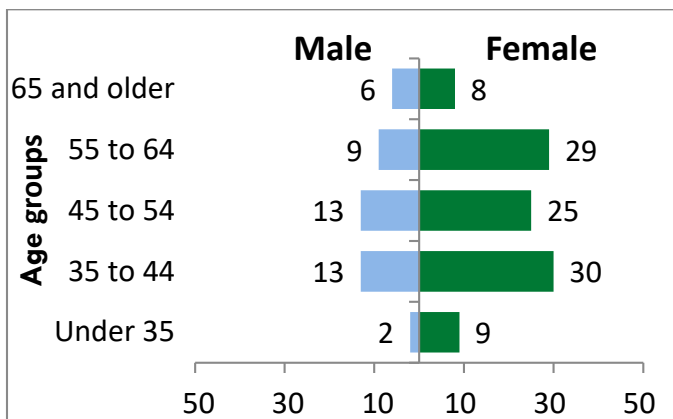
Demographics

Gender

- 101 (70%) were female.
- 43 (30%) were male.

Age

- 38% (54) were younger than 45.
- 10% (14) were 65 or older.



Education and Training

The 144 acupuncturists active in Vermont in 2018 completed their degrees mostly in the West or Northeast.

Where degree was completed	Number	Percent
Vermont	16	11%
Rest of Northeast	34	24%
South	29	20%
Midwest	2	1%
West	58	40%
Foreign	5	3%

Practice Characteristics

Specialties

FTEs in most common specialties, including secondary specialties:

- General Practice - 59.1 FTEs
- Pain Management - 12.7 FTEs
- Sports Related - 4.5 FTEs
- Reproductive health - 2.5 FTEs

Access to care

- 95% (all but 7) accepted new patients at their main practice site.

Number of practice sites

- 16 acupuncturists (11%) practiced at 2 or more locations.

Practice setting

- For acupuncturists' main practice location, the most common setting was solo practice.
- Other settings included group settings, co-located but independent solo practices, and community clinics.

Full Time Equivalents

- 8 (6%) worked 40 hours or more per week at their main site.
- 22 (15%) worked 40 hours or more per week at all their work sites combined.
- 79 (55%) worked at least half-time, i.e., 20 hours per week (all sites combined, including the 22 who work 40+ hours).
- 80.3 total FTEs were provided by 144 acupuncturists.
- 15.4 FTEs, or 19% of total FTEs, were age 60 or older (32 individuals).

Current Experience and Future Plans

- Median amount of time since first licensed as an acupuncturist: 15 years.
- Range: 1 to 38 years.
- 12 active acupuncturists were also licensed as naturopathic physicians.
- A few acupuncturists were also licensed as chiropractors, PAs, APRNs, RNs, PTs, or massage therapists.

In the next 12 months

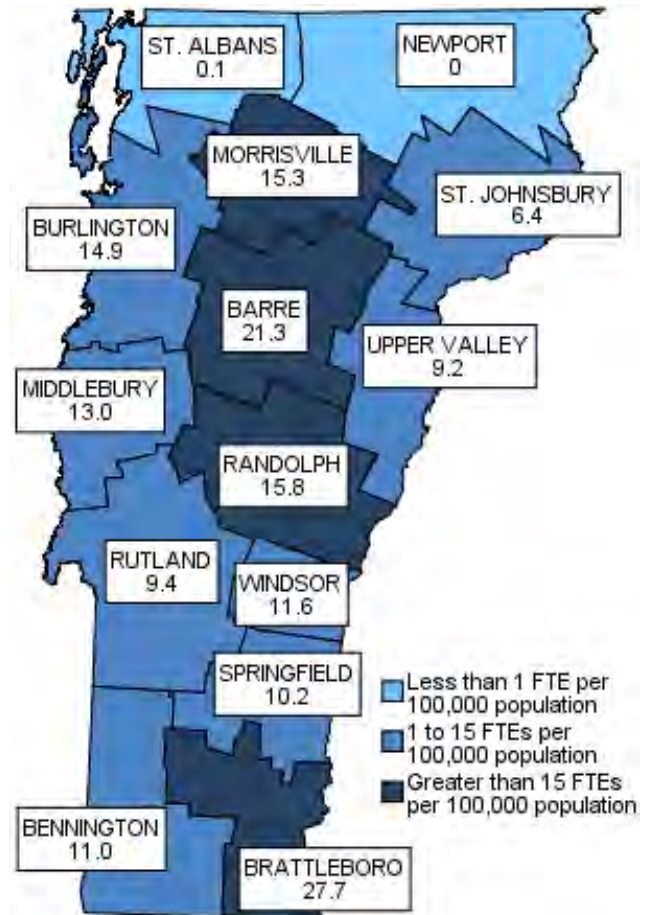
- Most acupuncturists plan to continue working as they are.
- None planned to retire, but one planned to seek non-clinical work.
- 6% (9) planned to reduce hours.
22% (31) planned to increase hours.

Blueprint Health Care Areas

(see Appendix for details)

- Brattleboro Health Care Area had the highest FTEs per 100,000 population at 27.7, with Barre second at 21.3.
- Newport and St. Albans Health Care Areas had 0.1 or fewer acupuncturist FTEs per 100,000 population.

Acupuncturist full time equivalents per 100,000 population by Blueprint Health Care Areas



Acupuncture Detoxification Technicians

Acupuncture detoxification technicians are trained and authorized to perform a very limited subset of acupuncture, on five points in the earlobe, that is most often used as a component of the treatment of addiction. This is a license type that is administered separately from acupuncturists.

In January 2018 there were six acupuncture detoxification technicians working in Vermont. Another four renewed their license but were not active at the time.

The six were working part time. Most were also licensed as Alcohol and Drug Counselors, Mental Health Counselors, or Clinical Social Workers. Work locations included Burlington, Montpelier, Morrisville and Bristol.

Questions

For tables detailing these data or further information, contact:

Vermont Department of Health
Division of Health Surveillance – Workforce Census
108 Cherry Street, Drawer 41
PO Box 70
Burlington, VT 05402-0070
Tel. 802-863-7300
Email: AHS.VDHPhysicianCensus@vermont.gov

Appendix

Active Acupuncturist

An acupuncturist who reported working in Vermont (regardless of how many hours) is considered active.

Census

The census was taken during the biennial acupuncturist license renewal which ended on January 31, 2018. The data include all acupuncturists except for new licensees enrolled less than three months before the renewal date (November-January), as their license was valid until the next renewal date in January 2020. Census questions available upon request.

Full Time Equivalent (FTE)

Full time is defined as 40 or more working hours in Vermont per week, 48 weeks or more per year. Reporting more than 40 hours per week is defined as one FTE regardless of the number of hours over 40 per week worked.

Geographical Regions

States were grouped into the following regions:

Northeast: ME, NH, VT, MA, CT, RI, NY, NJ, PA

South: DE, MD, DC, VA, WV, NC, SC, GA, FL, KY, TN, AL, MS, AR, OK, LA, TX

Central: OH, IN, IL, MI, WI, MN, IA, MO, ND, SD, NE, KS

West: MT, WY, CO, NM, ID, UT, AZ, NV, WA, OR, CA, AK, HI.

Health Care Areas

The Health Care Areas in this report are those used by the Vermont Blueprint for Health, an initiative working to transform the way primary care and comprehensive health services are delivered and paid for. It disseminates information on healthcare expenditures, utilization, and care quality measures within these regions (see <http://blueprintforhealth.vermont.gov/>). Data are available for other regional definitions from the Division of Health Surveillance. See the contact information at the end of this report.

Main Practice, Site, Setting, and Specialty

The main practice site, setting, or specialty of an individual refer to the practice site, setting, or specialty with the greatest number of reported annual hours.

Map Shading

Map colors are by quartiles. The lowest 25% of FTE equivalents to population ratio is displayed in the lightest color, the middle 50% in medium, and highest 25% in the darkest color.

Missing Data

Unless otherwise noted, missing data are excluded from tables. Thus, totals may vary from table to table.

Population Estimates

Population estimates are for July 2017 and were provided by the Department of Health.

Weekly Hours

Average weekly hours is based on hours and weeks reported, adjusted to a full-time 48-week working year (hours * (weeks/48)). Thus, the average weekly hours for an individual working 40 hours a week for half the year (24 weeks) is 20.