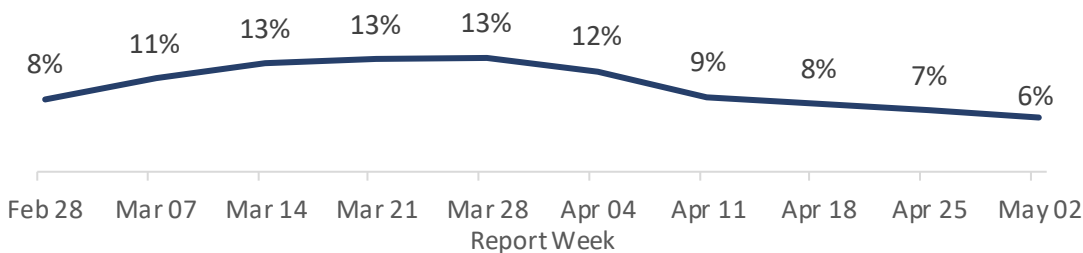


The population of those who are Black, Indigenous, and people of color (BIPOC) have faced disparities throughout the COVID-19 pandemic. In Vermont, BIPOC Vermonters continue to have a lower vaccination rate than those who are White, non-Hispanic, 54% vaccinated compared with 60%, as of May 7, 2021. However, this gap has been decreasing since the week of April 4th.

**While non-Hispanic Whites have higher vaccination rates than BIPOC Vermonters, the gap has decreased in recent weeks from a peak of 13% to 6%.**

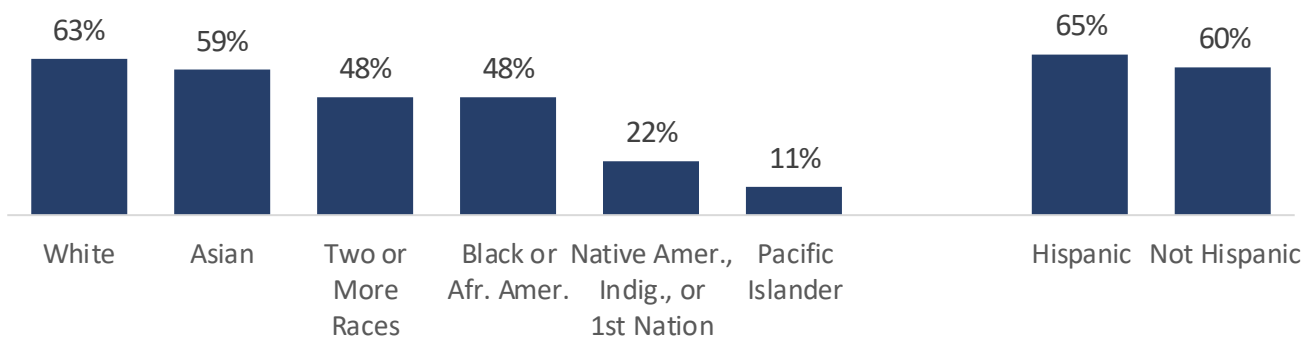
## KEY POINTS

- **Non-Hispanic Whites have higher COVID-19 vaccination rates than BIPOC Vermonters.**
- **The gap is higher for 65+ than for 16-64.**
- **The gap for 65+ exists in most counties.**



Looking at individual race and ethnicity categories, White Vermonters have the highest vaccination rates (63%), followed by Asian Vermonters at 59%. Vermonters who identify as Pacific Islander are the least likely to be vaccinated, with only 11% of this population having received at least one dose of the COVID-19 vaccine. The difference in vaccination rates between Hispanic and non-Hispanics is relatively small with a slightly higher proportion of the Hispanic population (65%) receiving the vaccine than Non-Hispanics (60%).

**For Vermonters 16+, Whites have the highest vaccination rates.**



Note: Race information is missing for 5% and ethnicity is missing for 13% of people vaccinated.

**Data sources:** Vermont Immunization Registry (IMR); Vermont Department of Health Population numbers (2019)

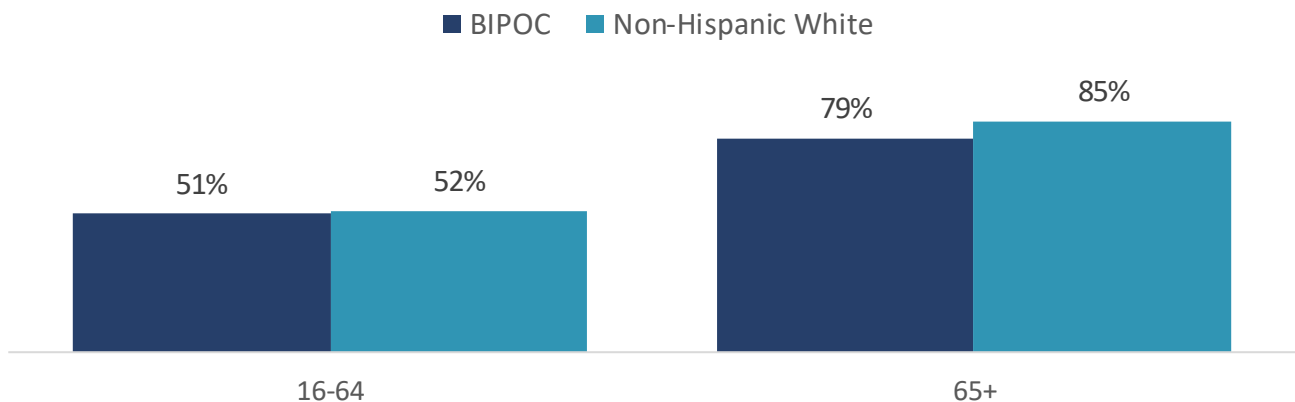
## COVID-19 Vaccination Rates by Race and Ethnicity

**Statewide, the COVID-19 vaccination patterns by race and ethnicity for Vermonters 16-64 and 65+ are similar to those for Vermonters 16+, as shown above.**

- The one exception is for Asians 16-64, who, along with Whites, have the highest vaccination rates for Vermonters 16-64.
- Whites have the highest vaccination rates for 65+.
- Native American, Indigenous, or First Nation Vermonters have much lower rates than Whites in both age groups. Pacific Islanders also have a very low rate for 16-64; the population of Pacific Islanders ages 65+ in Vermont is very small.
- Those who identify as Black or African American or with two or more races have vaccination rates lower than Whites, but similar to each other for those aged 16-64. Asians, Black or African Americans, and those with two or more races have COVID-19 vaccination rates lower than Whites, but similar to each other for 65+.
- Hispanics have a higher vaccination rate than non-Hispanics in both age groups.

**The gap in COVID-19 vaccination rates between non-Hispanic Whites and BIPOC Vermonters is higher for those 65+ than for 16-64.**

Statewide, more than 3,000 of the 3,800 BIPOC Vermonters who are aged 65+ have received at least a first dose of a COVID-19 vaccine.



**For those ages 65+, non-Hispanic Whites have higher vaccination rates than BIPOC Vermonters in most counties, including Addison, Caledonia, Franklin, Lamoille, Orange, Orleans, Rutland, Washington, and Windsor.**

- BIPOC Vermonters aged 65+ in Bennington and Windham counties have about the same vaccination rates as non-Hispanic Whites.
- A few county findings are suppressed due to very small or very large numbers.

## Key Takeaways

The conditions in which we live, work, and play, known as the social determinants of health, affect a wide range of health outcomes. Systems of structural oppression and racism greatly impact social determinants of health. In other words, even before the COVID-19 pandemic, not everyone in Vermont had equal access to the conditions that favor health. COVID-19 shines a light on these inequities. BIPOC Vermonters are at disproportionate risk for poor health outcomes, including COVID-19. In addition, this population is at higher risk for more serious outcomes, such as hospitalization, and may lack access to information and resources. For more information on what the Vermont Department of Health is doing to mitigate racial and ethnic health disparities, please visit [www.healthvermont.gov/about-us/our-vision-mission/health-equity](http://www.healthvermont.gov/about-us/our-vision-mission/health-equity)

**For more information:** COVID-19 Vaccination Data Team,  
[AHS.VDHHSCOVIDVaccinationData@vermont.gov](mailto:AHS.VDHHSCOVIDVaccinationData@vermont.gov)