

The 2018 Vermont Household Health Insurance Survey (VHHIS) was conducted from February through June 2018. Data was collected from 3,002 Vermont households and included information on all members of the household.

Preventive Dental Care

In 2018, 76% of Vermonters reported receiving preventive dental care in the past 12 months.

Children under age 18 were significantly more likely than the overall percentage to receive preventive dental care in the past 12 months.

Vermonters aged 18-34 and those aged 65 and older were significantly less likely than the overall percentage to receive preventive dental care in the past 12 months.

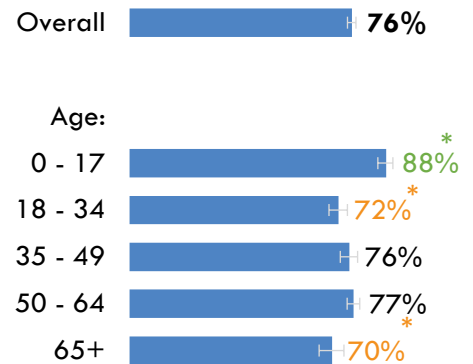
Receiving preventive dental care increases as household income increases.

- Vermonters with a household income less than 139% or between 151%-200% of the federal poverty level were significantly less likely than the overall percentage to receive preventive dental care in the past 12 months.
- Vermonters with a household income greater than 351% of the federal poverty level were more likely to receive preventive dental care in the past 12 months.

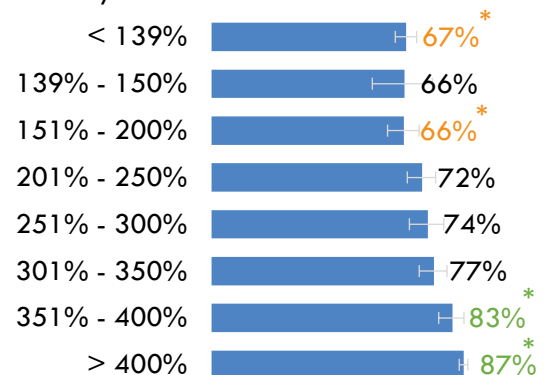
Receiving preventive dental care decreases as health status declines.

- Vermonters who reported an 'excellent' or 'very good' health status were significantly more likely than the overall percentage to receive preventive dental care in the past 12 months.
- Vermonters who reported a 'good,' 'fair,' or 'poor' health status were significantly less likely to receive preventive dental care in the past 12 months.

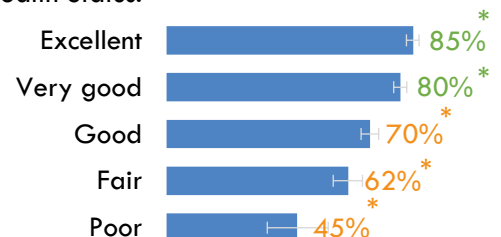
Received Preventive Dental Care within the Past 12 Months



Household Income as a % of the Fed. Poverty Level:



Health Status:



* Significantly higher than the overall percentage.

* Significantly lower than the overall percentage.

Data Source: Vermont Household Health Insurance Survey (2018)

Treatment for a Specific Dental Problem or Concern

In 2018, **31%** of Vermonters reported receiving care to **treat** a specific dental problem or concern in the past 12 months.

Vermonters aged 50-64 were significantly more likely than the overall percentage to have received care to treat a specific dental problem or concern in the past 12 months.

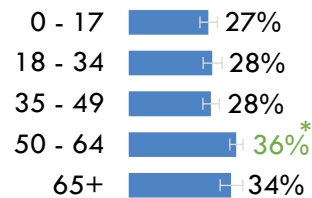
Vermonters with a household income greater than 400% of the federal poverty level were significantly more likely than the overall percentage to have received care to treat a specific dental problem or concern in the past 12 months.

There are no significant differences for receiving dental treatment by health status.

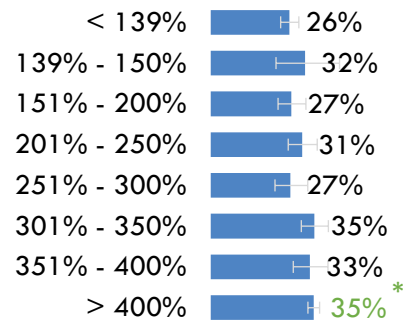
Received Care to Treat a Specific Dental Problem or Concern within the Past 12 Months

Overall **31%**

Age:



Household Income as a % of the Fed. Poverty Level:



Health Status:



* Significantly higher than the overall percentage.

Data Source: Vermont Household Health Insurance Survey (2018)

Reasons for Not Visiting the Dentist

In 2018, **37%[‡]** of those who did not visit the dentist in the past 12 months reported one, or both, of the following **cost-related reasons**:

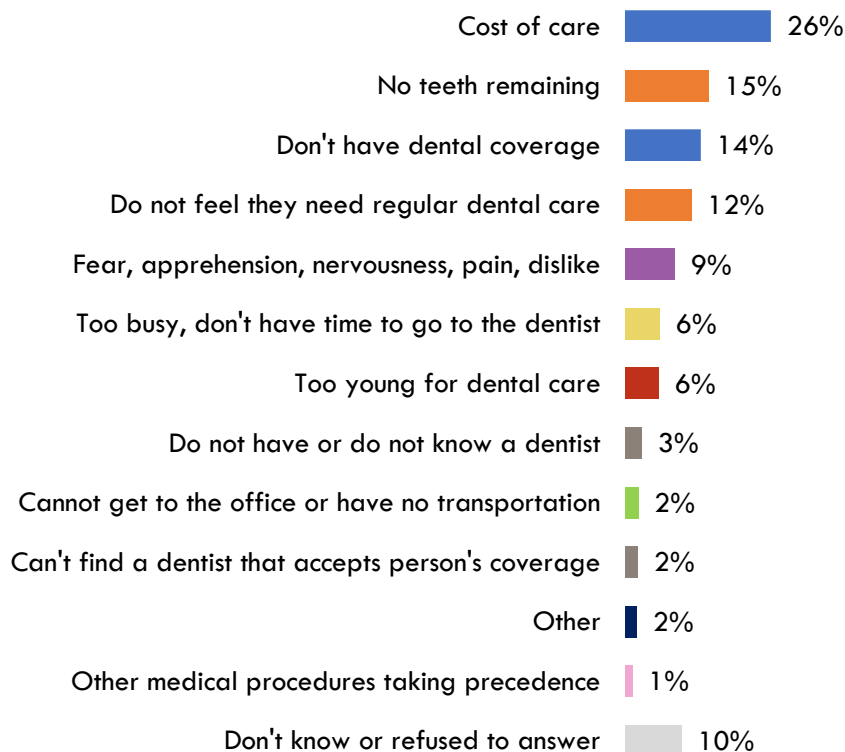
- 'cost of care' (26%) or
- 'not having dental coverage' (14%)
 - About 3% of respondents noted both reasons.

A little more than 1 in 4 (27%) reported not visiting the dentist because of two reasons related to **not feeling that they need regular dental care**:

- Do not feel that they need regular dental care (12%)
- No teeth remaining (15%).
 - Although some people without teeth may not think that they need to visit the dentist, it is important to keep gums healthy as well. Visiting the dentist is a way to achieve that goal.

All reasons for not visiting the dentist are reported below. Trouble finding a dentist was not in the top 5 reasons for not visiting the dentist.

Primary reasons[‡] for not visiting the dentist in the past 12 months:



[‡] Respondents could provide up to 6 answers to this question.
Data Source: Vermont Household Health Insurance Survey (2018)

Dental Insurance

61% of Vermonters reported having any kind of insurance coverage that pays for dental care in 2018.

Children under age 18 and Vermonters aged 35-49 were significantly more likely than the overall percentage to report having dental insurance.

Vermonters aged 65 and older were significantly less likely to report having dental insurance.

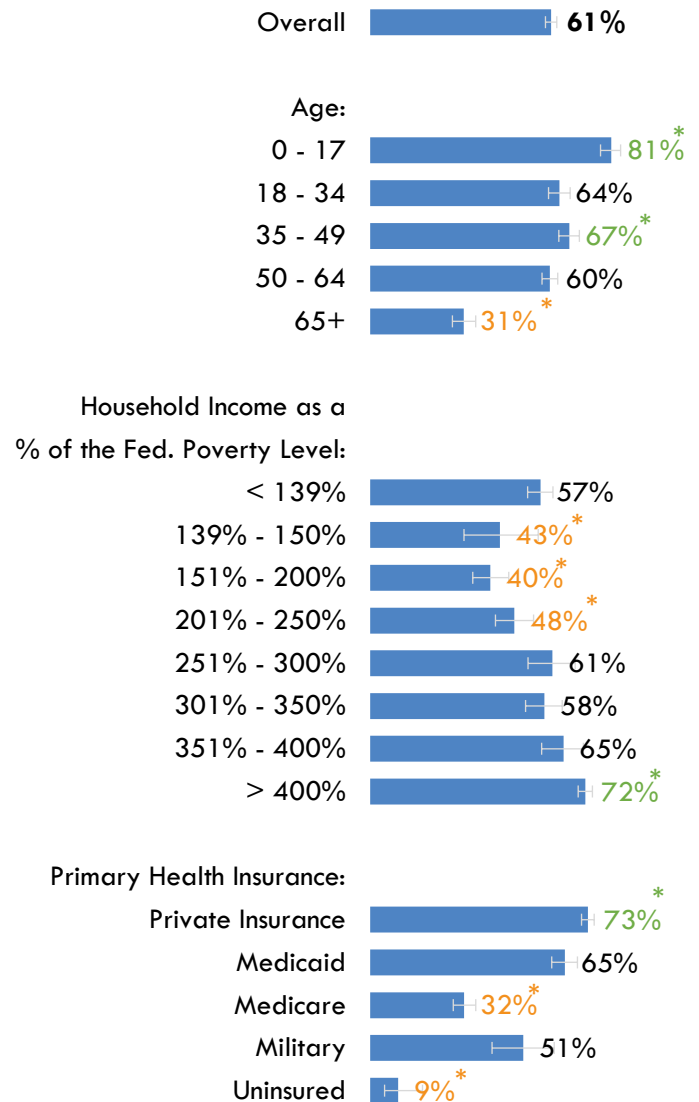
Vermonters with a household income between 139%-250% of the federal poverty level were significantly less likely than the overall percentage to have dental insurance.

Vermonters with a household income greater than 400% of the federal poverty level were significantly more likely to have dental insurance.

Those with private health insurance were significantly more likely than the overall percentage to have dental insurance.

Medicare-enrolled and uninsured Vermonters were significantly less likely to have dental insurance.

Vermonters with Dental Insurance



* Significantly higher than the overall percentage.

* Significantly lower than the overall percentage.

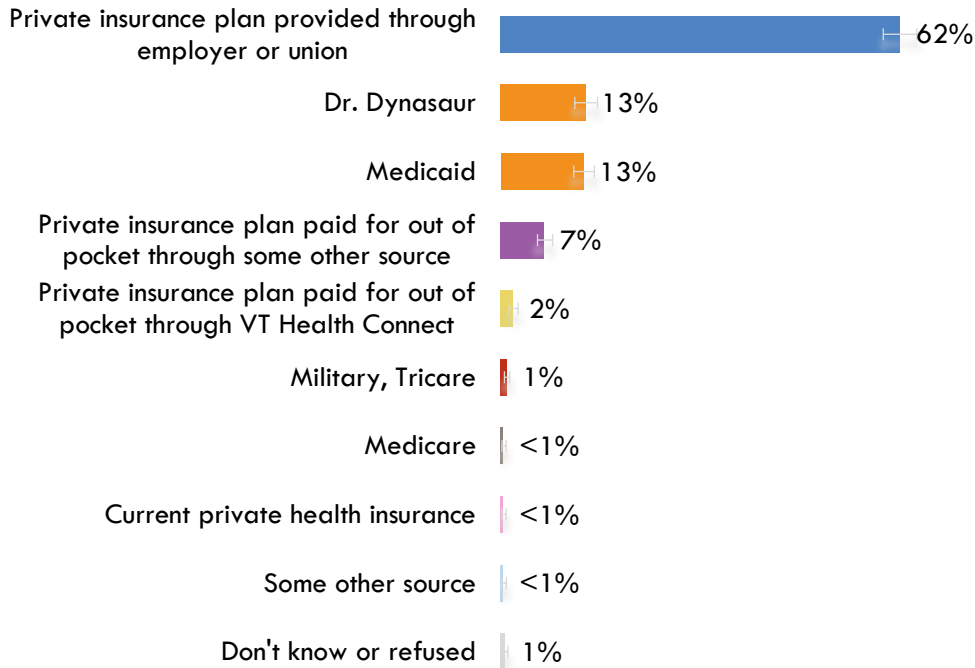
Data Source: Vermont Household Health Insurance Survey (2018)

Among Vermonters with dental insurance, **62%** received coverage through a private insurance plan provided through an employer or union.

About **1 in 4 (26%)** Vermonters had dental coverage through Dr. Dynasaur or Medicaid.

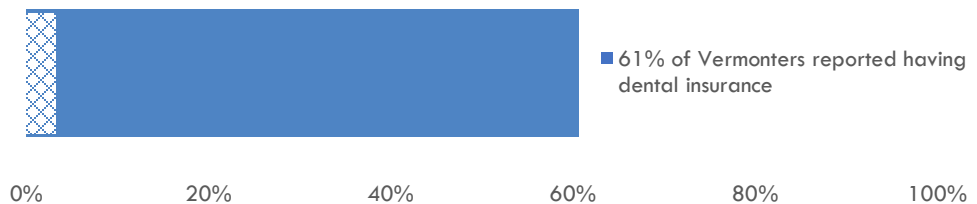
Less than 1% of Vermonters received dental insurance through their private health insurance.

Person's dental insurance provided through:



Data Source: Vermont Household Health Insurance Survey (2018)

Of those with dental insurance, 5% reported being without dental insurance coverage at some time during the past 12 months.



Data Source: Vermont Household Health Insurance Survey (2018)

Data Notes

Methodology Summary

The 2018 Vermont Household Health Insurance Survey (VHHIS) was conducted from February through June 2018. On average, the survey took 26 minutes to complete. The telephone survey was conducted on both cell phones and land lines via random digit dial samples. Data was gathered from 3,002 Vermont households. The final data set includes data on 7,193 Vermont residents. The data are weighted to be representative of all Vermont residents.

The following questions were used for this data brief:

- Does person have any kind of insurance coverage that pays for dental care?
- Is person's dental coverage provided through...
- Has person been without dental insurance coverage at any time during the past 12 months?
- About how long has it been since person last received any type of preventive dental care?
- What is the primary reason person has not visited the dentist within the past 12 months?
- About how long has it been since person last received care to treat a specific dental problem or concern?

-
- Questions or comments about this report, or requests for further Oral Health data in Vermont,
 - please go to: <http://healthvermont.gov/health-statistics-vital-records/surveillance-reporting-topic/oral-health>,
 - or contact Denise Kall, PhD at Denise.Kall@vermont.gov.
 - For more information about the Oral Health Program at the Vermont Department of Health,
 - please go to: <http://healthvermont.gov/wellness/oral-health>,
 - or contact Robin Miller, RDH, MPH at Robin.N.Miller@vermont.gov.