

# **2017 Vermont Census of Advanced Practice Registered Nurses Summary Report**

## SUMMARY

- 617 APRNs worked in Vermont in 2017, including: \*
  - 498 Nurse Practitioners
  - 34 Certified Nurse Specialists
  - 54 Certified Nurse Midwives
  - 46 Certified Nurse Anesthetists
- 88% (543) of the APRNs were female, 12% male.
- Ages ranged from 26 to 82, with a median of 50.

\* an APRN may hold licenses of more than one type

## PRIMARY CARE

53% (328) worked mainly in primary care, including:

- 19% (115) in family health
- 13% (81) in adult health
- 12% (73) in women's health
- 6% (34) in pediatrics

There were 235.5 primary care Full Time Equivalents (FTEs)  
– 37.7 per 100,000 population statewide

## SPECIALTY CARE

47% (289) worked mainly in specialty care, including:

- 13% (78) in mental health
- 7% (45) in anesthesiology
- 6% (35) in acute, trauma or critical Care

There were 209.8 specialty care Full Time Equivalents (FTEs)  
– 33.6 per 100,000 population statewide

## SUMMARY (continued)

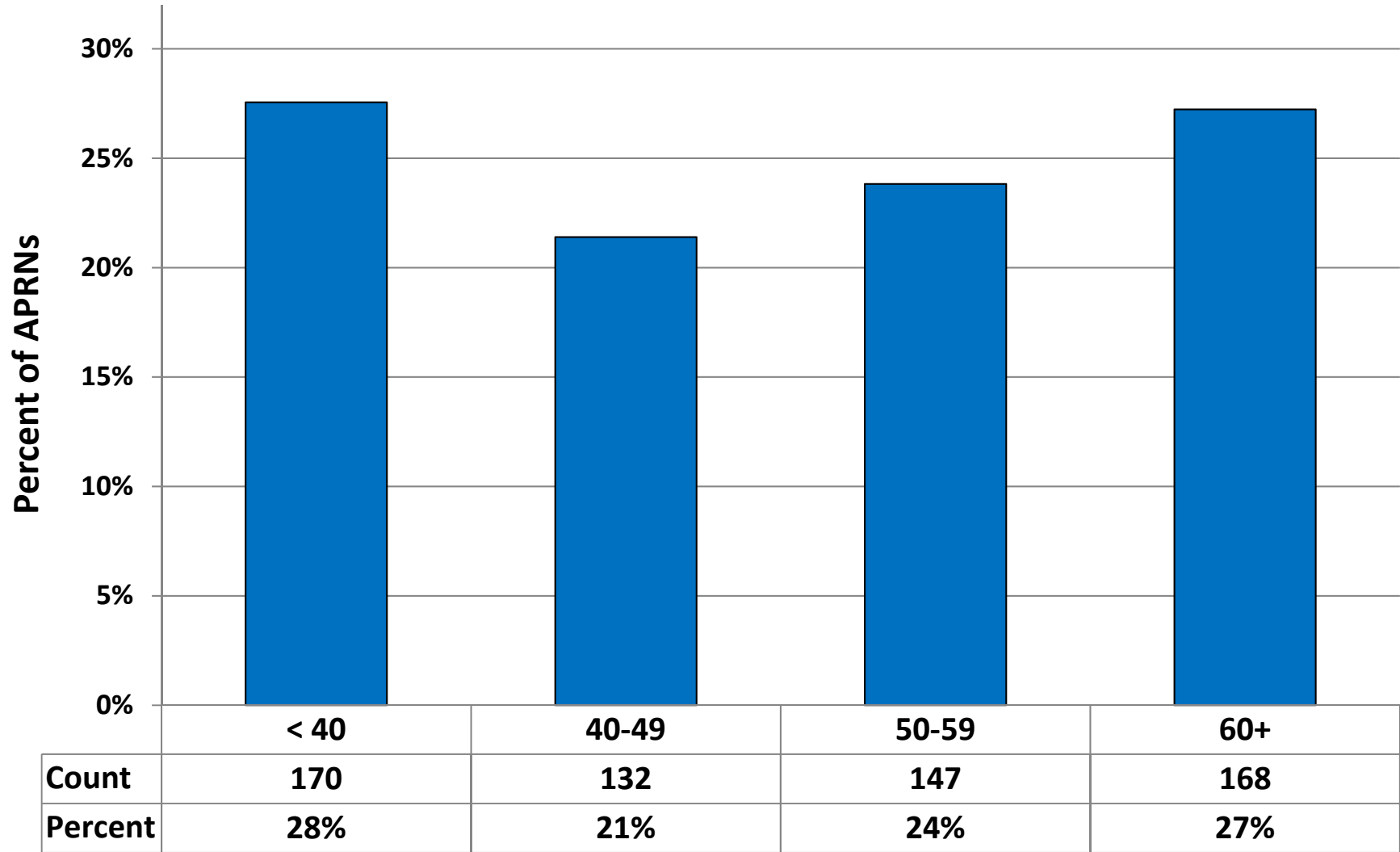
- 25% (81) of the APRNs in primary care, and 30% (87) of those in specialty care, are age 60 or older.
- Of those who work mainly in primary care, 48% (156) have worked as APRNs less than 10 years, and 25% (83) for 20 or more years.
- Of those who work mainly in specialty care, 42% (118) have worked as APRNs less than 10 years, and 28% (80) for 20 or more years.
- The median number of years worked as an APRN (anywhere) is 11, with 7 years in Vermont.

## CHANGES OVER TIME: PRIMARY CARE

In 2017, as compared with the year 2015:

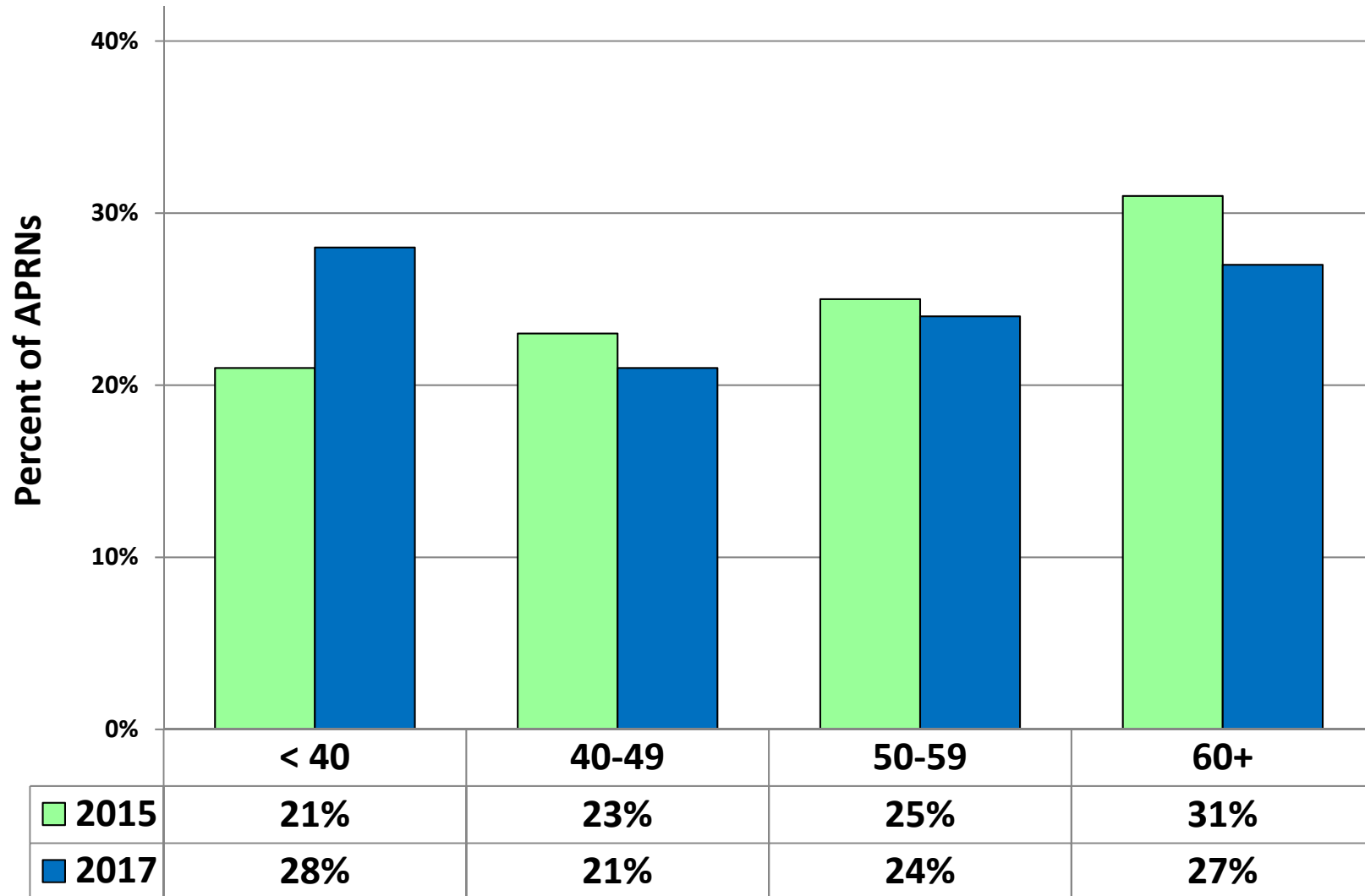
- APRNs in primary care increased from 276 to 328.
- APRNs in specialty care increased from 259 to 289.
- 27% of the APRNs are age 60 or more, as compared with 31% in 2015.
- 170 APRNs are younger than 40, as compared with 110 in 2015.

# Age Distribution



**The median age of all APRNs is 50**

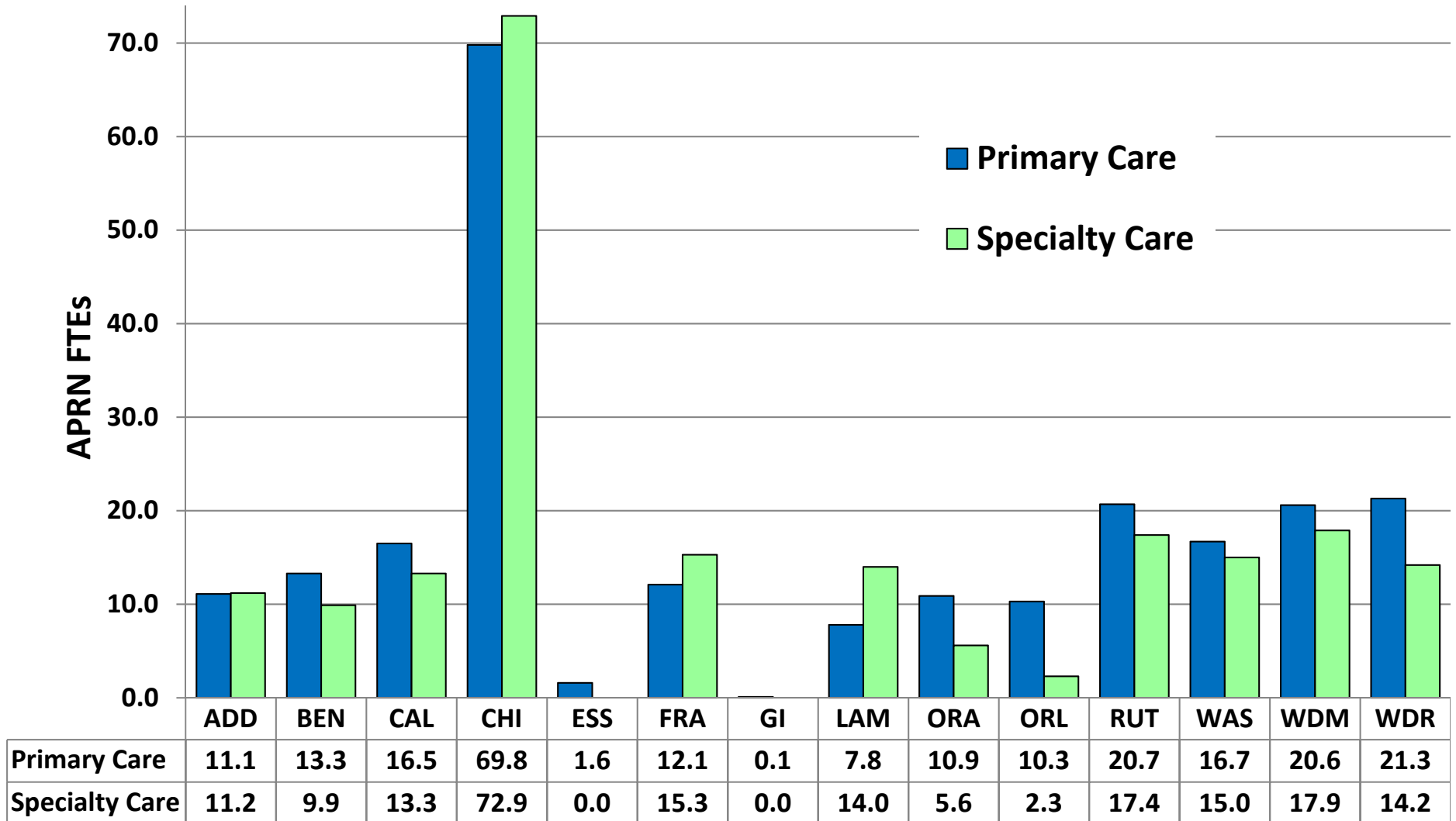
# Age Distribution Over Time: 2017 vs. 2015



**There are many more APRNs under 40 in 2017**

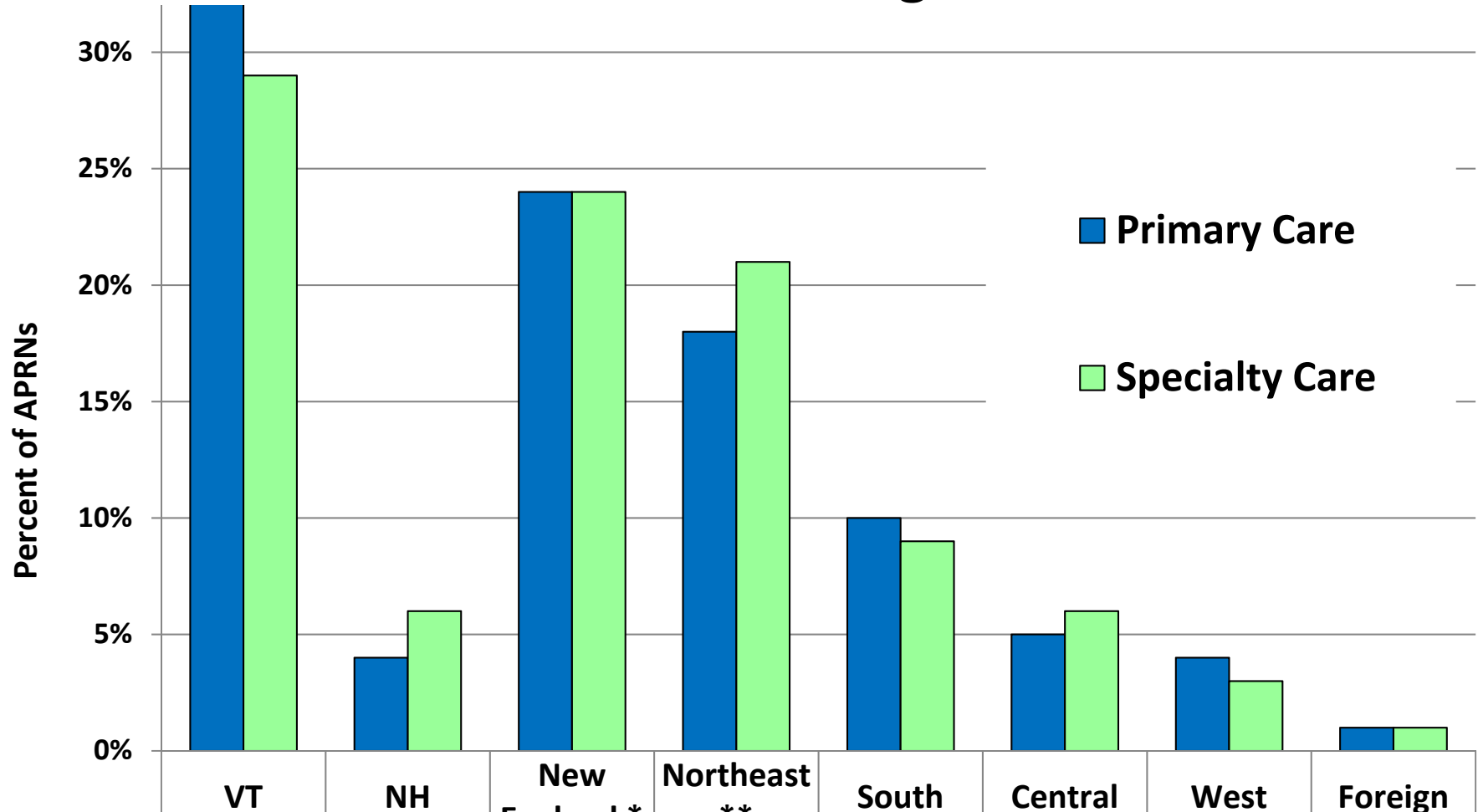


## Full Time Equivalents (FTEs) by County



**APRNs are unevenly distributed around the state**

# Location of Training



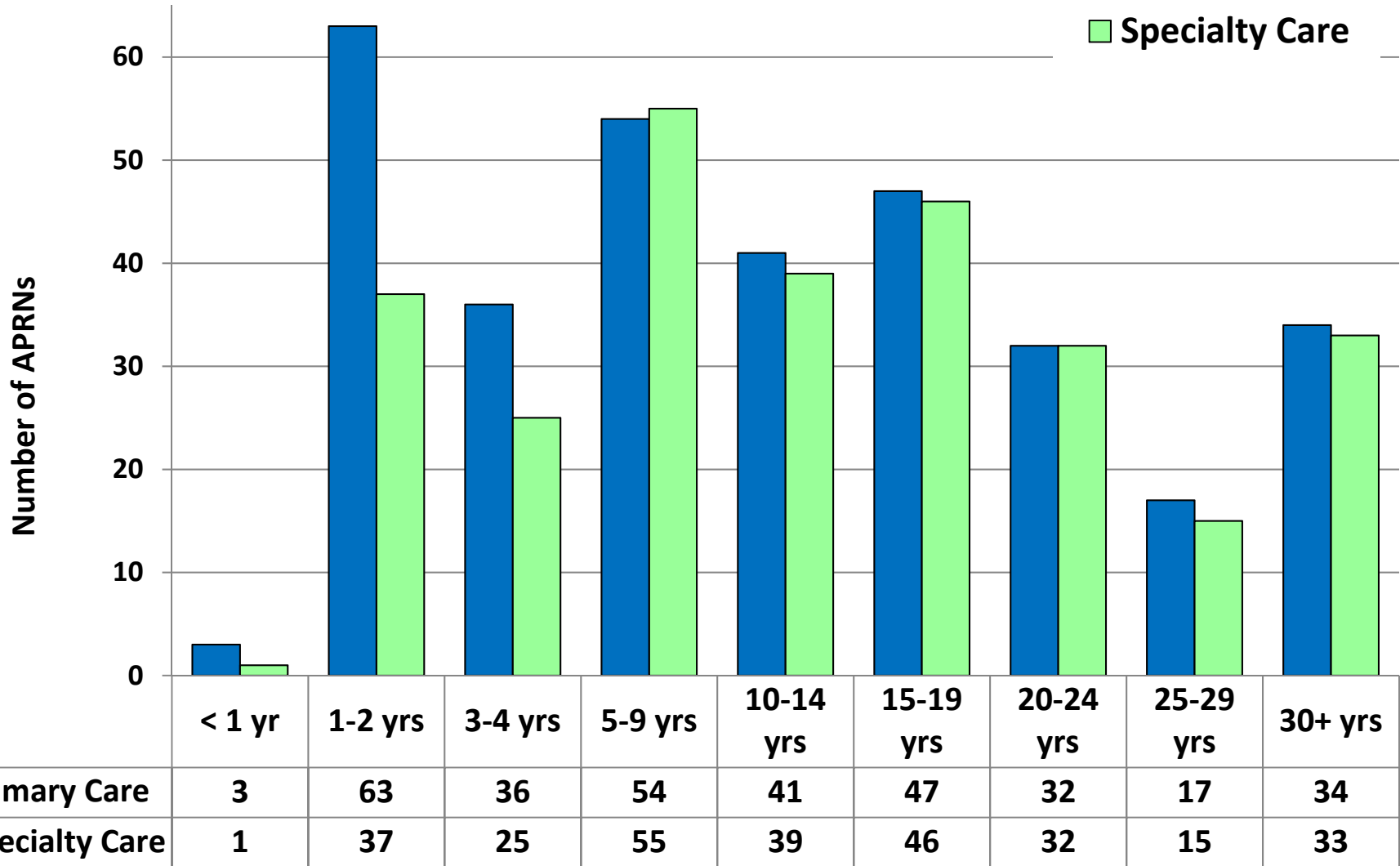
<b>Primary Care</b>	<b>34%</b>	<b>4%</b>	<b>24%</b>	<b>18%</b>	<b>10%</b>	<b>5%</b>	<b>4%</b>	<b>1%</b>
<b>Specialty Care</b>	<b>29%</b>	<b>6%</b>	<b>24%</b>	<b>21%</b>	<b>9%</b>	<b>6%</b>	<b>3%</b>	<b>1%</b>

\* New England excludes VT & NH      \*\* Northeast excludes New England

# Years Worked as APRN

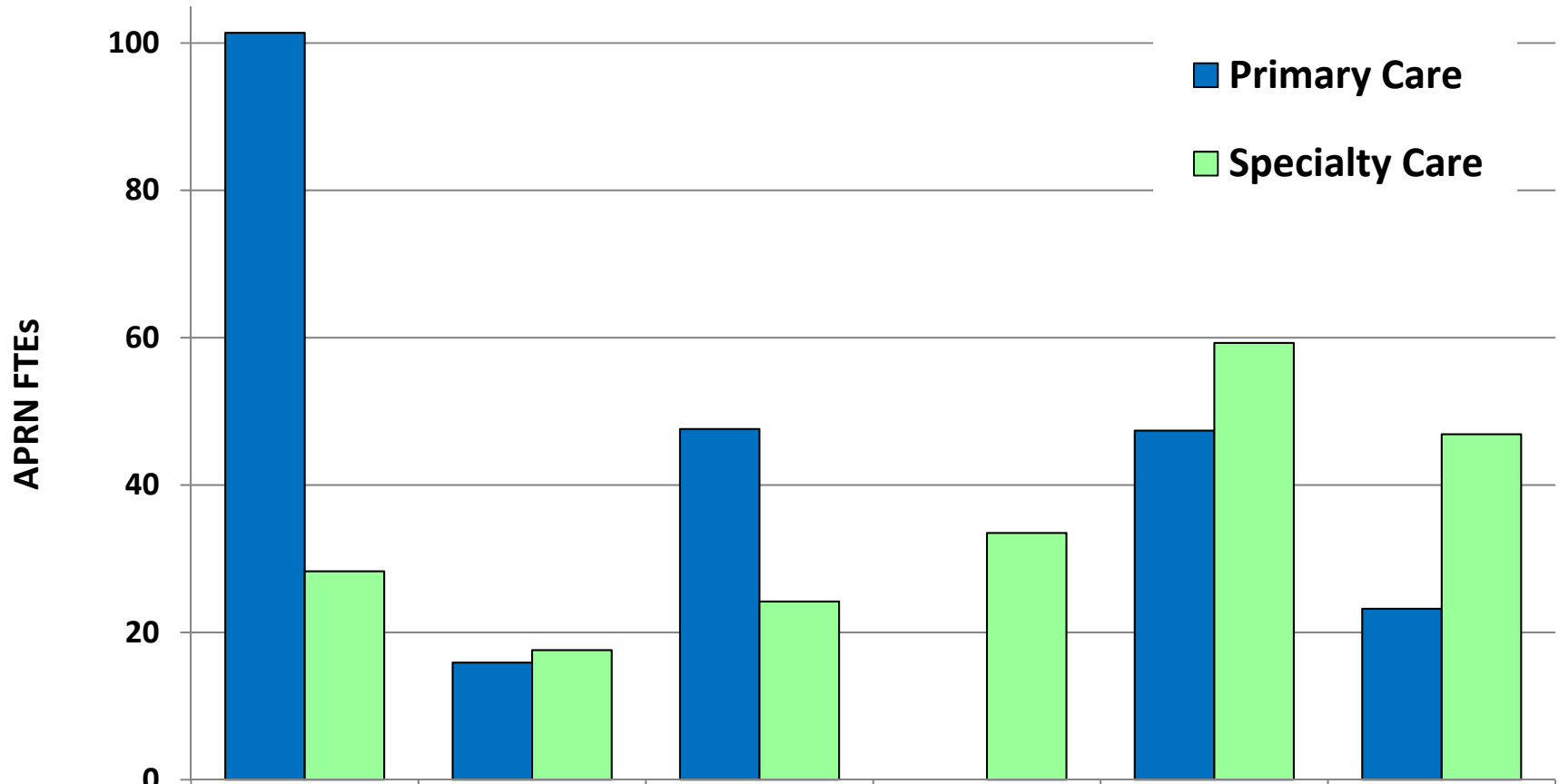
■ Primary Care

■ Specialty Care



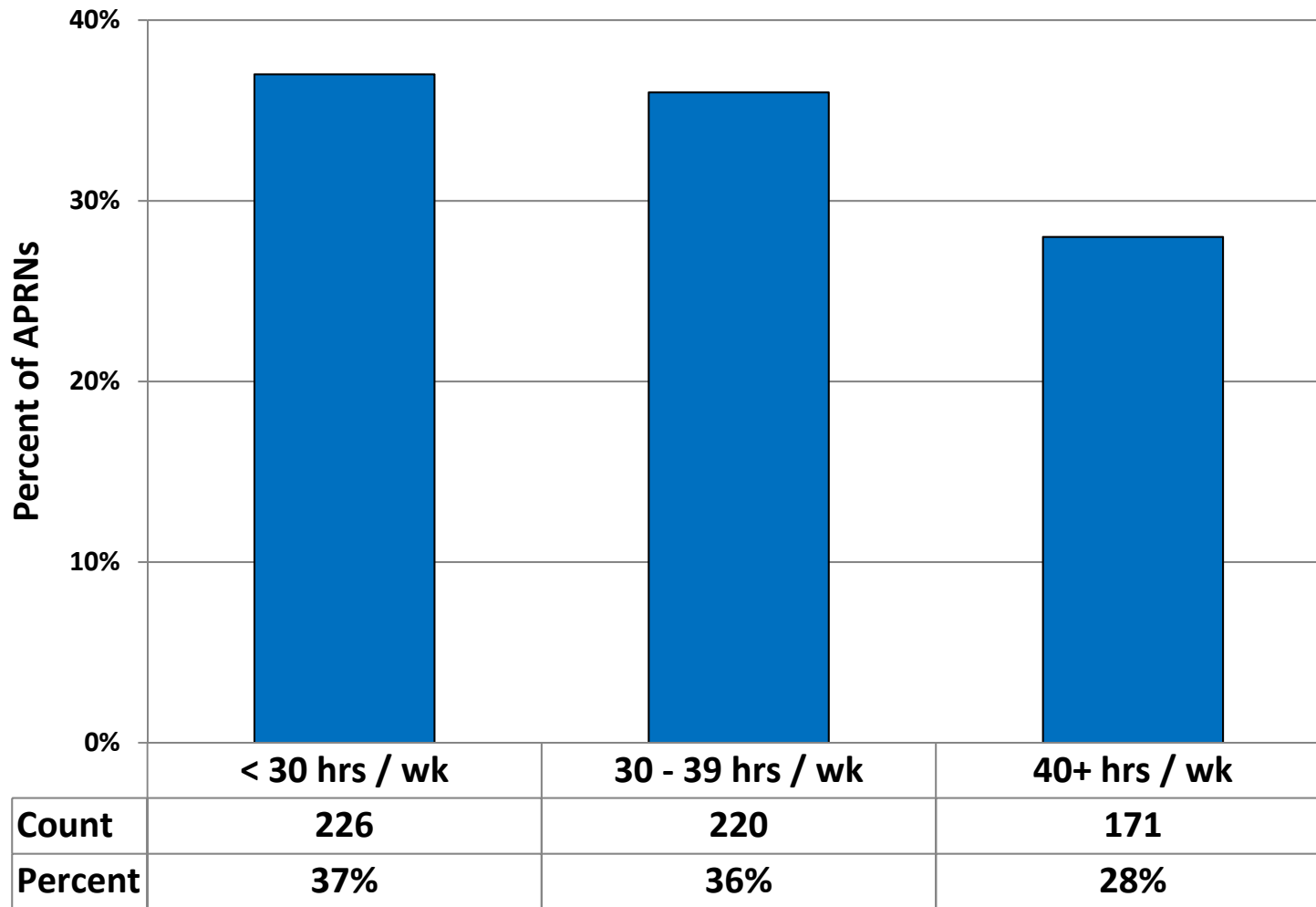
**52% of primary care APRNs, and 58% of specialists, have worked as APRNs 10 years or more**

# Practice Setting



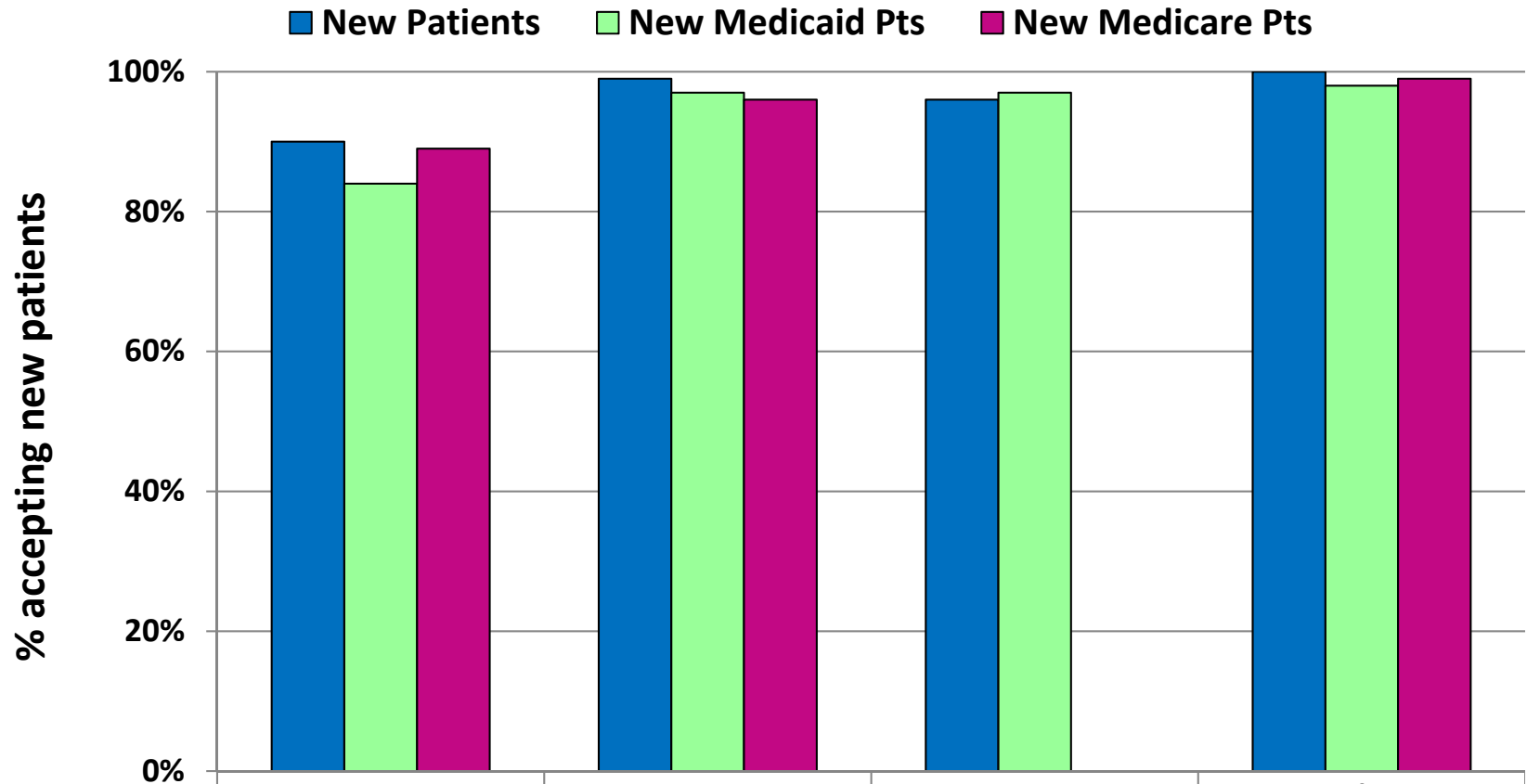
	Physician / APRN	APRN Practice	Other Clinic	Hospital Inpatient	Hospital Outpatient	All Others
Primary Care	101.4	15.9	47.6		47.4	23.2
Specialty Care	28.3	17.6	24.2	33.5	59.3	46.9

# Patient Care Hours Per Week



**Average hours per week: 30 in patient care, plus 7 hours in other activities**

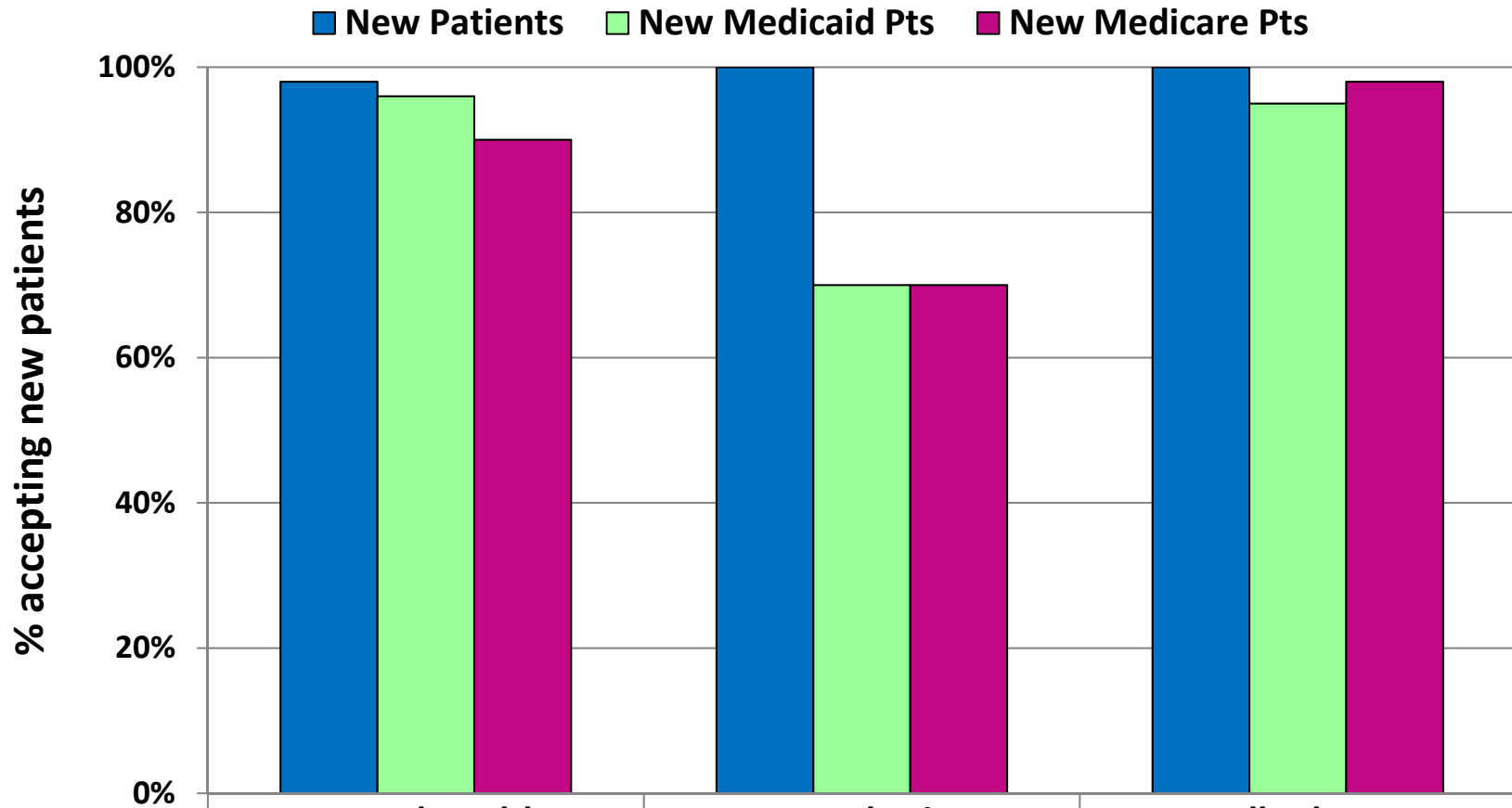
# Accepting New Patients – Primary Care



	Adult	Family	Pediatrics	Women's health
<b>New Patients</b>	<b>90%</b>	<b>99%</b>	<b>96%</b>	<b>100%</b>
<b>New Medicaid Pts</b>	<b>84%</b>	<b>97%</b>	<b>97%</b>	<b>98%</b>
<b>New Medicare Pts</b>	<b>89%</b>	<b>96%</b>		<b>99%</b>

**Office settings only. Weighted by FTE.**

# Accepting New Patients – Specialty Care



	Mental Health	Anesthesia	all other
<b>New Patients</b>	<b>98%</b>	<b>100%</b>	<b>100%</b>
<b>New Medicaid Pts</b>	<b>96%</b>	<b>70%</b>	<b>95%</b>
<b>New Medicare Pts</b>	<b>90%</b>	<b>70%</b>	<b>98%</b>

**Office settings only. Weighted by FTE.**

# For more information, contact:

- Moshe Braner  
Research and Statistics  
Dept. of Health  
108 Cherry St.  
Burlington VT 05401
- (802) 865-7703
- [AHS.VDHPhysicianCensus@vermont.gov](mailto:AHS.VDHPhysicianCensus@vermont.gov)