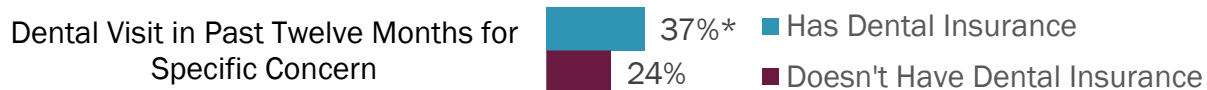
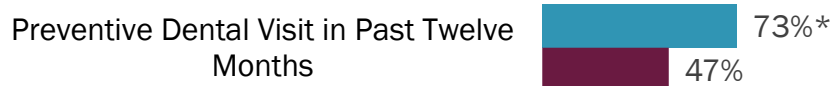


The 2018 Vermont Household Health Insurance Survey (VHHIS) was conducted from February through June 2018. Data was collected from 3,002 Vermont households and included information on all members of the household. This data brief focuses on Vermonters aged 18-64 who are enrolled in Medicaid.

Dental visits in the last year

Of Vermonters aged 18-64 enrolled in Medicaid, those with dental insurance were more likely to report a dental visit in the last year than those without dental insurance.



* Significantly different compared to those that did not have dental insurance.
Data Source: Vermont Household Health Insurance Survey (2018)

KEY POINTS

For Vermonters aged 18-64 enrolled in Medicaid:

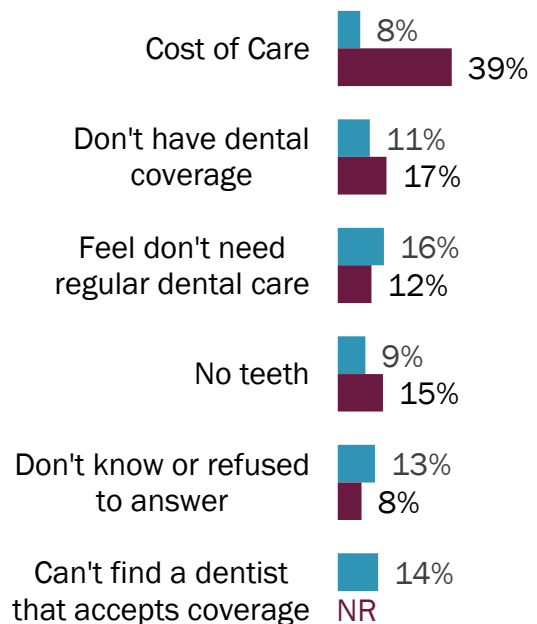
- Those with dental insurance were more likely to visit the dentist than those without dental insurance.
- 56% reported having any kind of insurance coverage that pays for dental care in 2018.

Reasons for Not Visiting the Dentist

Vermonters aged 18-64 enrolled in Medicaid without any dental insurance were more likely to report a cost-related reason[‡] for not visiting the dentist compared to those with dental insurance, 52% vs. 18%, respectively:

- Cost of care (39% and 8%)
- Not having dental coverage (17% and 11%).

Reasons that were common for those who **have dental insurance** were not feeling they need regular dental care (16%) and not being able to find a dentist that accepts coverage (14%).



[‡] Respondents could provide up to 6 answers to this question.
NR = Not reportable because sample size is too small to report.
Less common responses are not shown.
Data Source: Vermont Household Health Insurance Survey (2018)

Dental Insurance

56% of Vermonters aged 18-64 enrolled in Medicaid reported having any kind of insurance coverage that pays for dental care in 2018.

Of the 56% of Medicaid-enrolled Vermonters aged 18-64 with dental insurance, most have dental insurance through Medicaid.

Medicaid	90%
Private Insurance	10%
Medicare, Military, or other	NR

NR = Not reportable because sample size is too small to report.

Data Source: Vermont Household Health Insurance Survey (2018)

At the time of this survey, Vermont adults enrolled in Medicaid in certain eligibility categories had a dental benefit of \$510 per beneficiary per calendar year. It is possible that of the 42% of Medicaid-enrolled adults who did not report having dental insurance, that they were either not eligible for dental benefits through Medicaid, or they were not aware that they had dental benefits.

Out of Pocket Costs

21% of Vermonters aged 18-64 enrolled in Medicaid spent more than \$500 out of pocket on dental and vision care in the last 12 months.

For more information: Denise Kall, Denise.Kall@vermont.gov