

# Weekly Summary of Vermont COVID-19 Data

Reflecting cases identified between  
March 5 – July 29, 2020

Date published: July 31, 2020. This summary will be updated every Friday.

# Common Terms and Data Sources

This document contains information about people who have tested positive for COVID-19 in Vermont. You will find data presented in a few different ways throughout this document:

- **Count:** the number of people who have tested positive for COVID-19 (overall or in a particular group)
- **Rate:** the number of people who have tested positive for COVID-19 in a particular group, divided by the total number of people in that group. Using rates allows for more direct comparisons between groups.
- **Growth rate:** a measure of the percent change in COVID-19 cases over time; this tells us how quickly or slowly the disease is spreading in Vermont
- **Week:** for the purposes of this document, “this week” is defined as July 22 through July 29

For geographic information, please see the [COVID-19 Data Dashboard](#) or [Town Map](#). For more information on data sources, please see our [Data Notes](#) document.

# Table of Contents

Click on a box below to jump to that section

[Overview of COVID-19 in Vermont](#)

[Case Demographics](#)

[Clinical Course](#)

[Outbreaks](#)

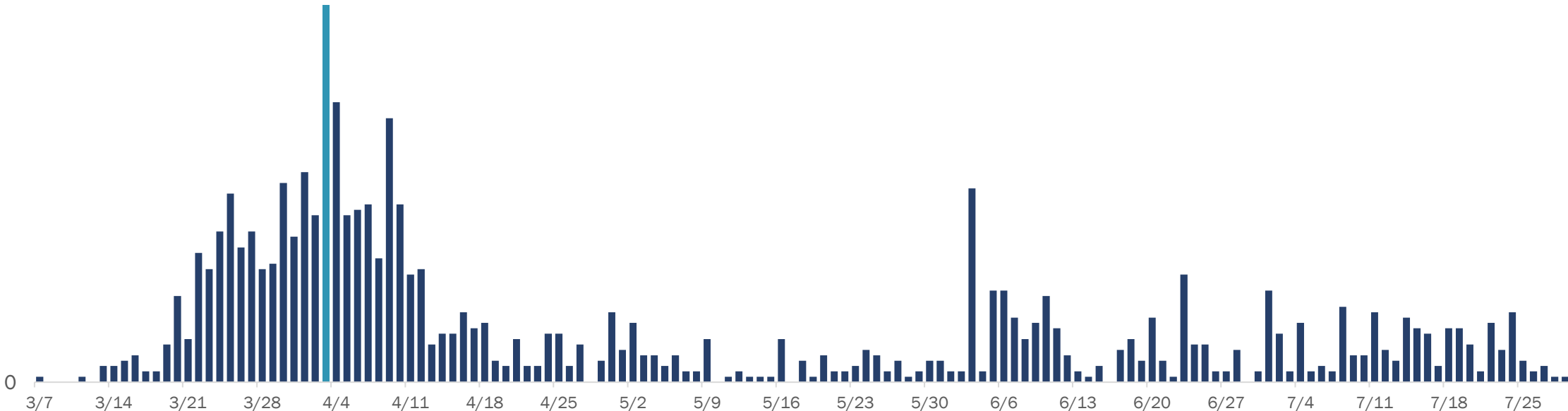
[Syndromic Surveillance](#)

# COVID-19 in Vermont

An overview of our number of cases and laboratory testing to date.

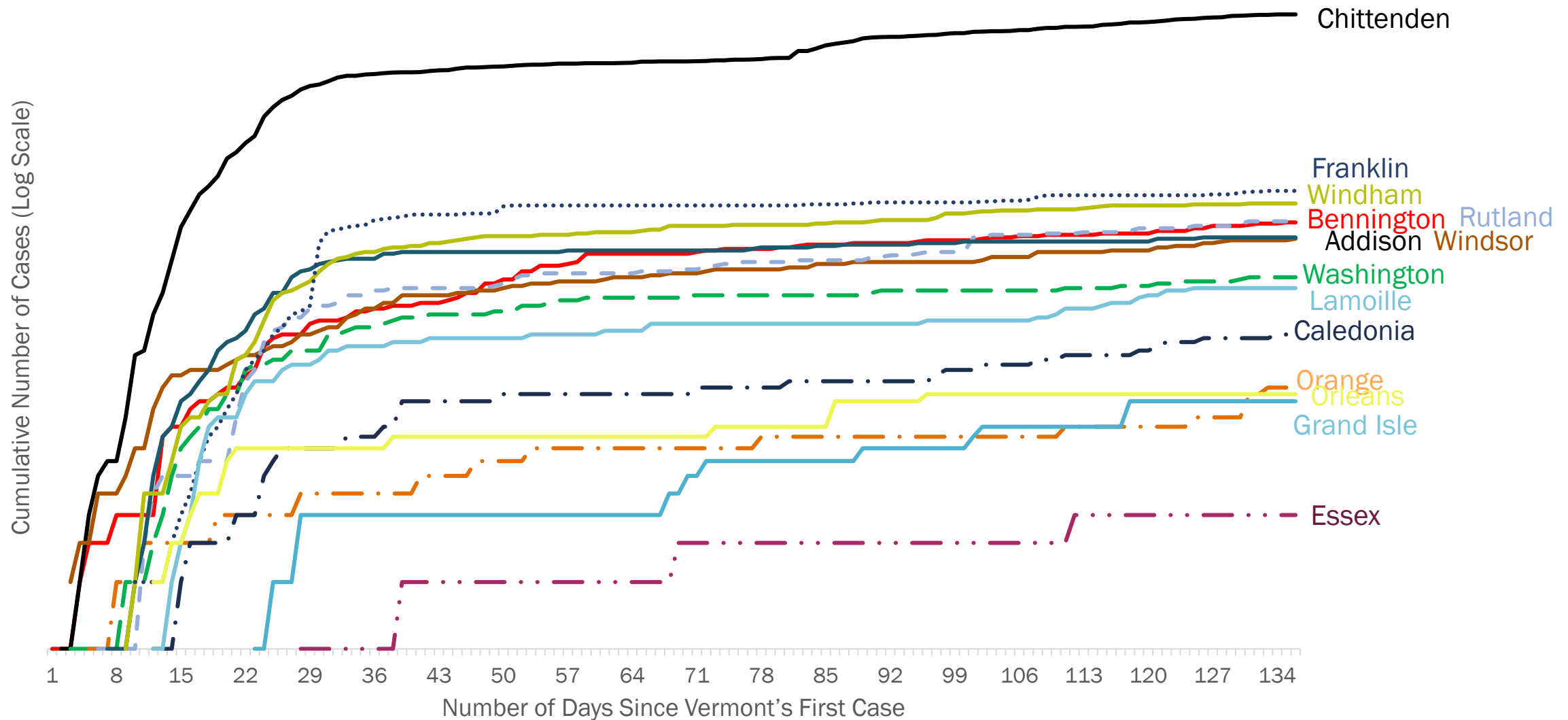
# Total Number of Cases in Vermont: 1,407

80 The daily number of COVID-19 cases in Vermont peaked on April 3.

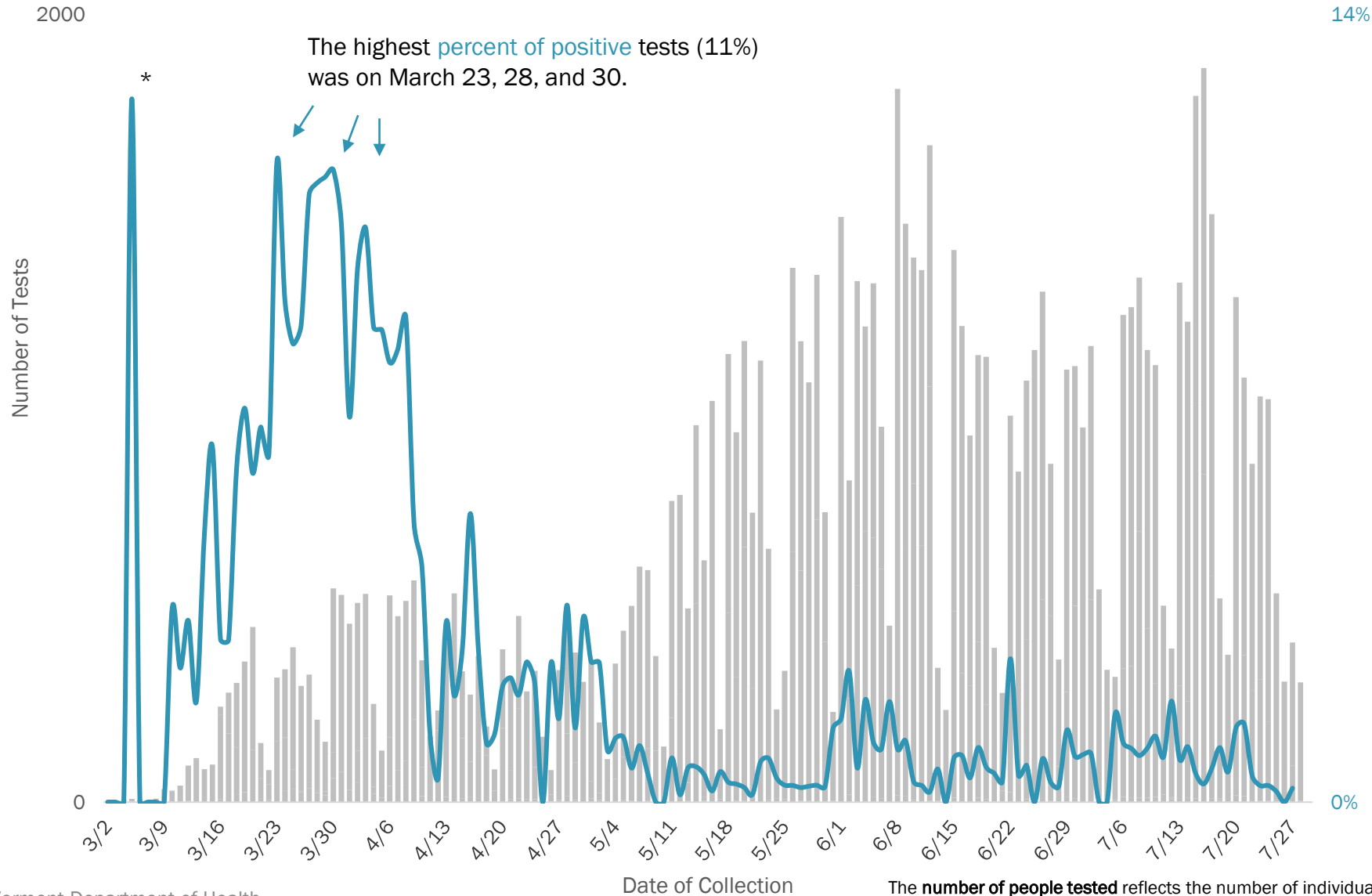


# Most counties have reached a plateau in the number of new cases.

Growth over time by county (n=1,400)



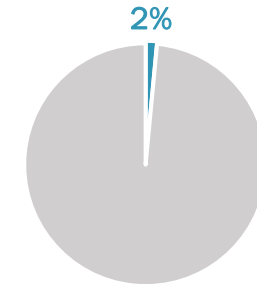
# Percent of positive COVID-19 tests may indicate how prevalent the disease is in the population.



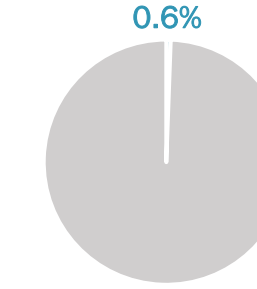
Vermont Department of Health

\*Not a stable estimate due to small numbers. There were 8 total tests and 1 was positive.

## Percent Positive to Date



## Percent Positive This Week (July 22- July 29)



<p><b>8,435</b> People Tested this Week</p>	<p><b>10,012</b> Tests this Week</p>
<p><b>93,284</b> People Tested to Date</p>	<p><b>117,119</b> Tests to Date</p>

The **number of people tested** reflects the number of individual people who have had confirmatory testing for COVID-19 in Vermont. Each person is only counted once. The **number of tests** reflects the number of specimens that have had confirmatory for COVID-19 in Vermont. This number may include multiple specimens for one person, the same person tested multiple times, etc. **Percent positive** is the number of people with laboratory confirmed COVID-19 divided by the total number of people tested. None of these numbers include serology or antigen testing.

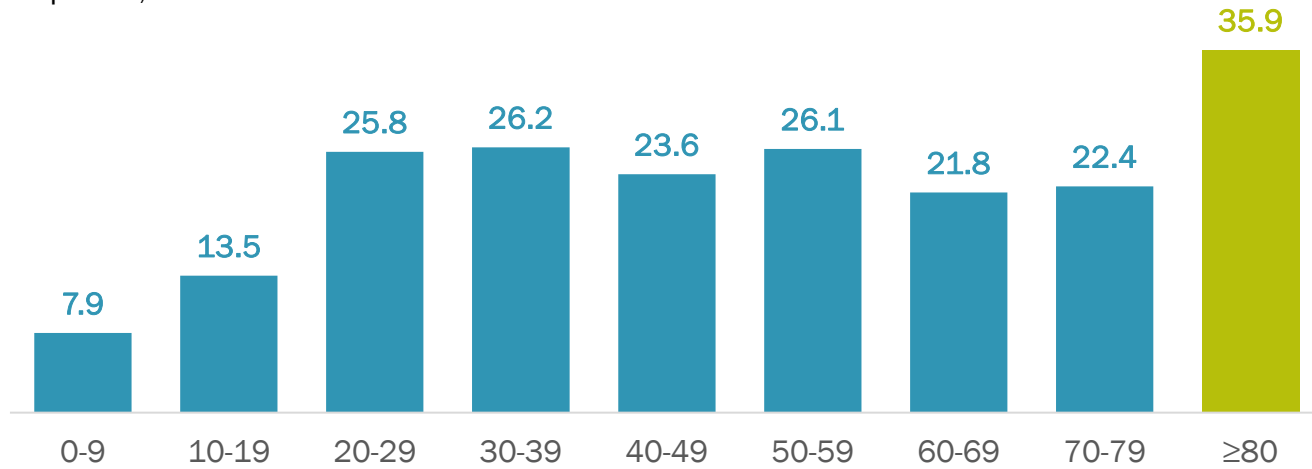
# Case Demographics

Who has been impacted by COVID-19 in Vermont?



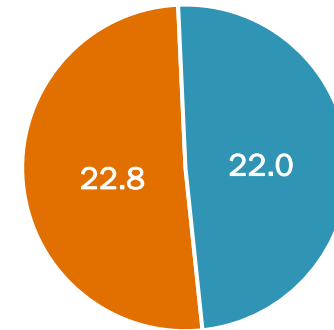
**Rates of COVID-19 are disproportionately high among Vermonters 80 years and older.**

Rate per 10,000 Vermonters



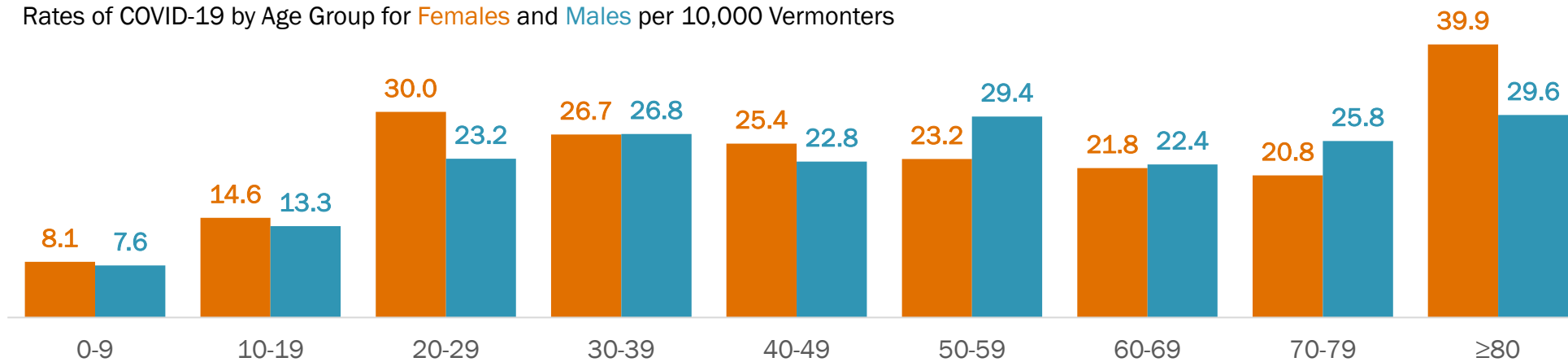
**Females and males have similar rates of COVID-19.**

Rate per 10,000 Vermonters



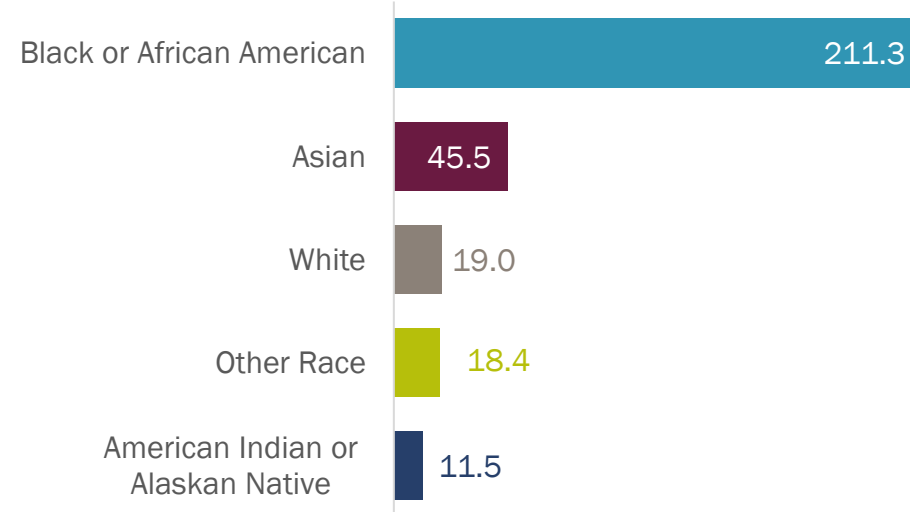
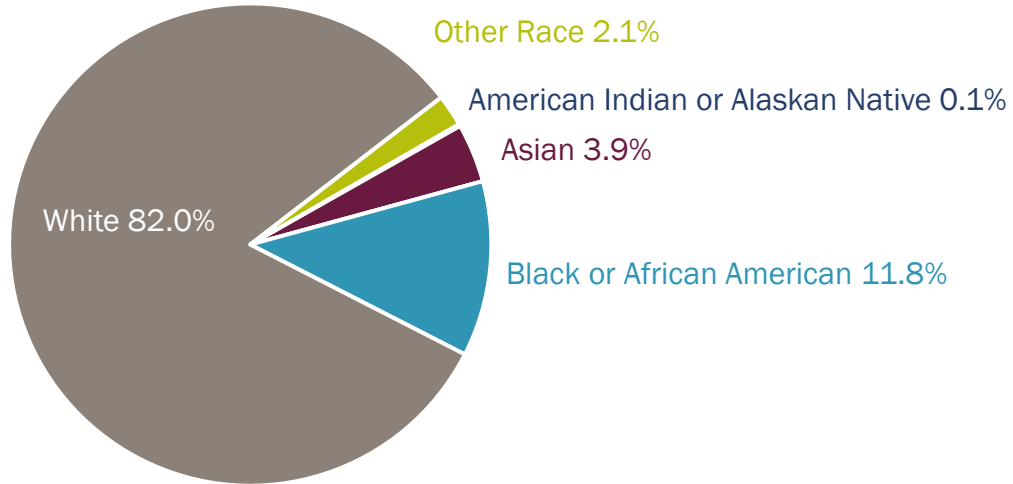
**There are differences in age and sex of Vermonters with COVID-19.**

Rates of COVID-19 by Age Group for Females and Males per 10,000 Vermonters



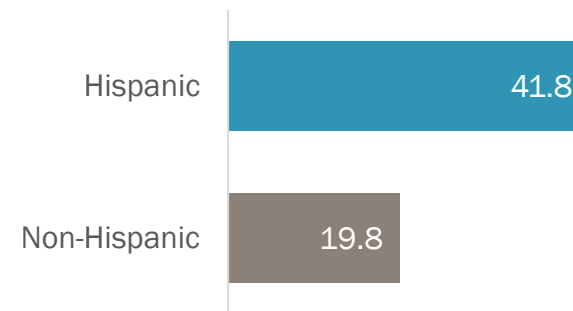
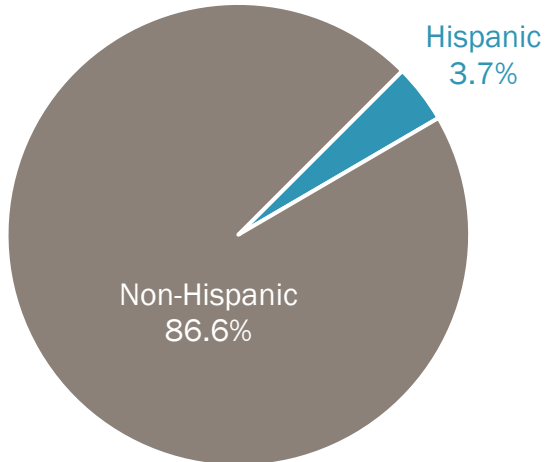
**White Vermonters represent the majority of COVID-19 cases. African American Vermonters have the highest rate.**

Rate per 10,000 Vermonters



**Non-Hispanic Vermonters represent the majority of COVID-19 cases. Hispanic Vermonters have the higher rate.**

Rate per 10,000 Vermonters



**Other Race** includes people who identify as two or more races, or a race other than White, Asian, African American or Black, and American Indian or Alaskan Native.

Note: Race is unknown in 3% of cases (n = 39) and ethnicity is unknown in 10% of cases (n = 137).

# Approximately 57% of people\* with COVID-19 have a pre-existing condition.

\*of the 1,094 people that the Health Department has pre-existing condition data for.

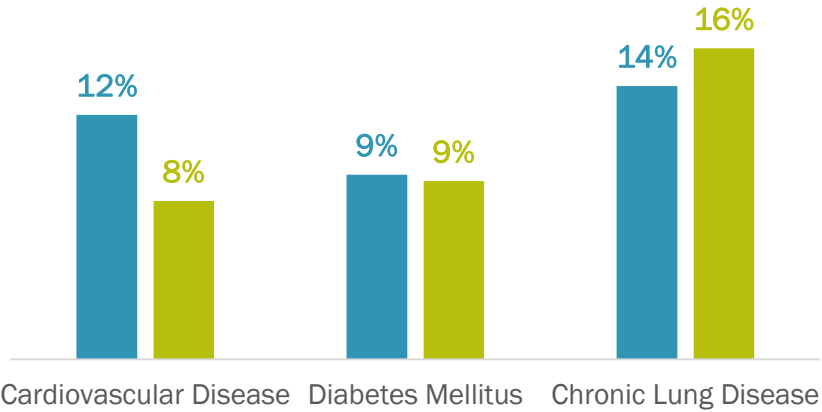
Condition	Count	Percentage
Heart Disease	135	12%
Chronic Lung Disease (includes asthma and COPD)	151	14%
Chronic Liver Disease	9	1%
Chronic Kidney Disease	29	3%
Current/Former Smoker	244	22%
Diabetes	102	9%
Immunocompromised Condition	49	5%
Neurologic Condition/Intellectual Disability	35	3%
Other Chronic Condition**	296	27%
Pregnant	11	1%

**46% of people with a pre-existing condition have two or more conditions.**

\*\*Not mutually exclusive, includes things like arthritis, thyroid conditions, multiple free text entries.

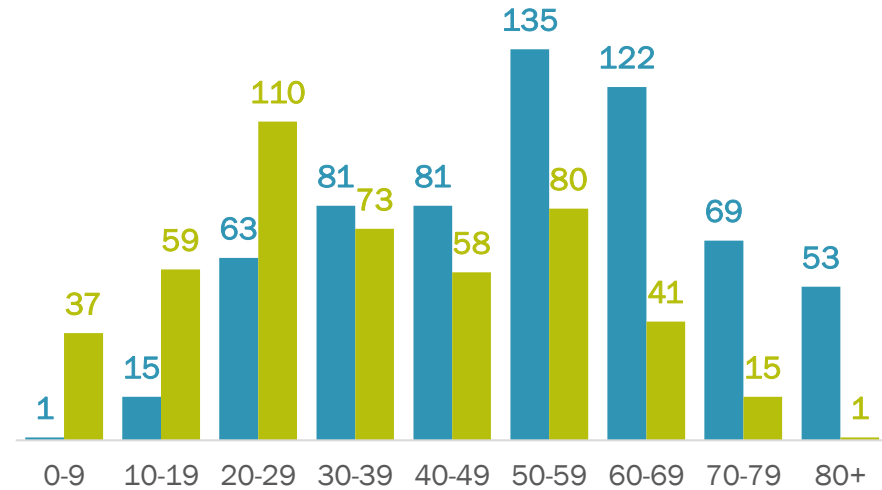
The Health Department has information about pre-existing conditions in 78% (1,094) of 1,407 total COVID-19 cases.

**Prevalence of select conditions in COVID-19 patients and Vermont adults.**



Data Source: Cardiovascular disease and diabetes, BRFSS 2018 annual report. Chronic lung disease, 3-4-50 Community profile (2016-2017 BRFSS).

**COVID-19 patients with pre-existing conditions tend to be older than those without pre-existing conditions.**

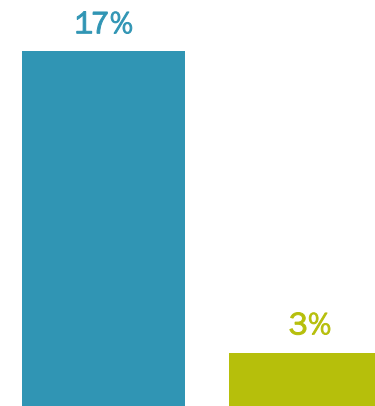


**Prevalence of pre-existing conditions is approximately equal between female and male COVID-19 patients.**

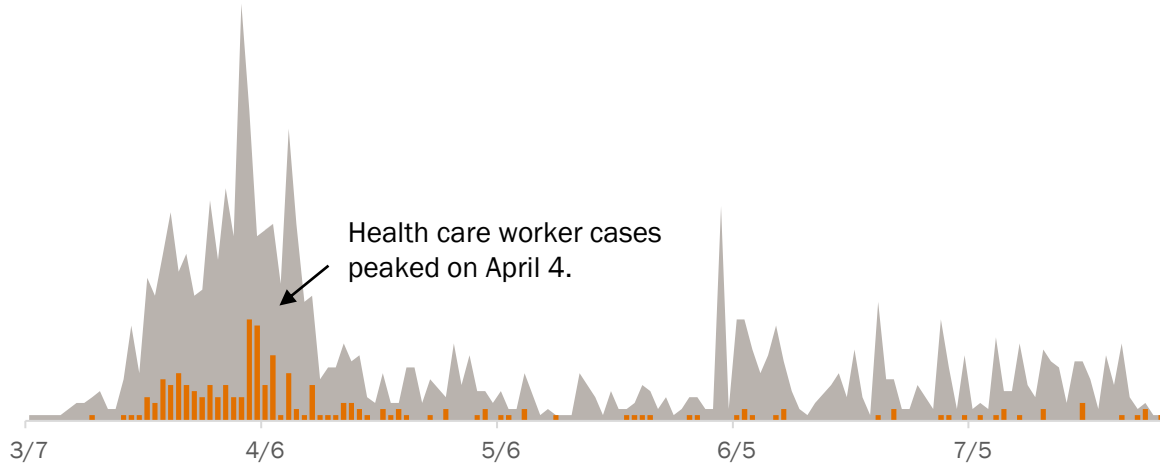


Vermont Department of Health


**A higher percentage of COVID-19 patients with pre-existing conditions have been hospitalized than those without pre-existing conditions.**



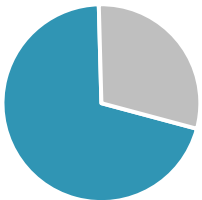
## Number of **New Health Care Worker** and **All Cases** by Day



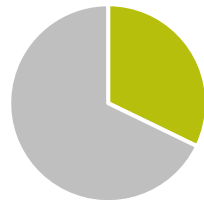
**1 in 6** Vermonters with COVID-19 are health care workers.



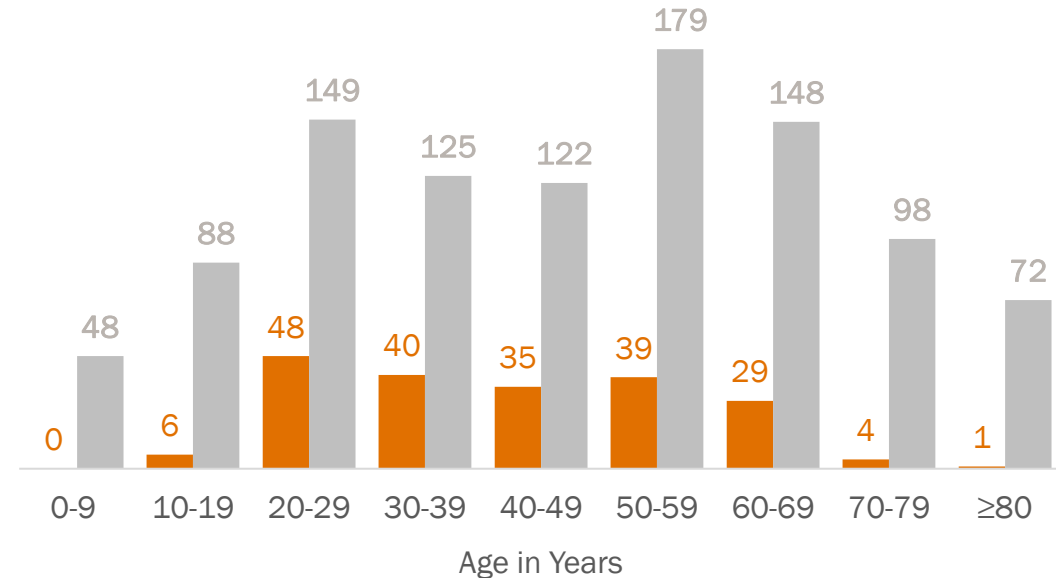
**7 in 10** health care workers with COVID-19 are **female**.



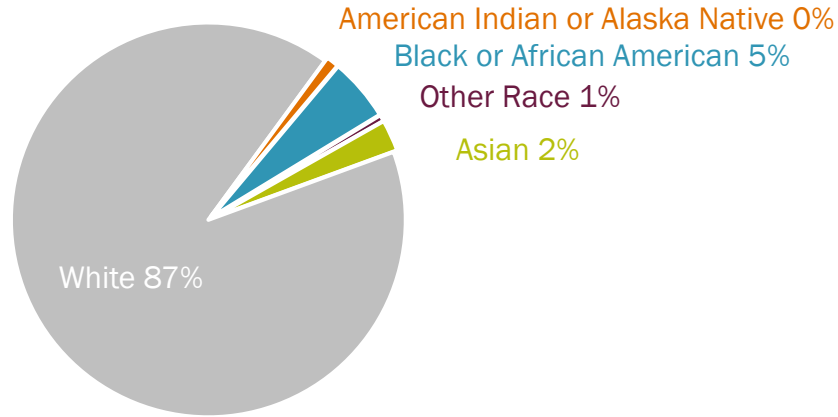
**32%** of health care workers with COVID-19 are associated with an **outbreak**.



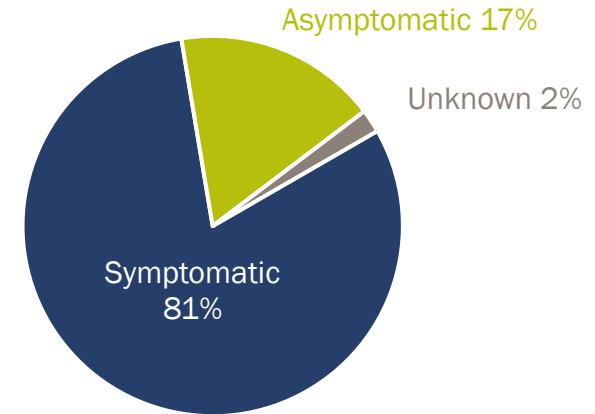
**Health care workers** with COVID-19 tend to be younger than non-health care workers with COVID-19.



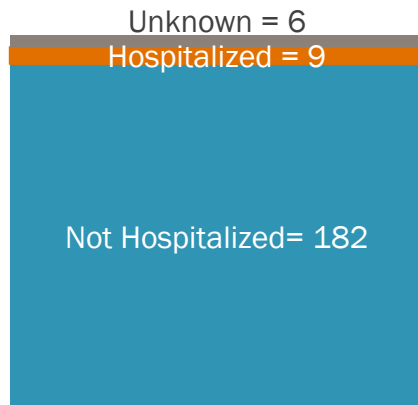
**White Vermonters represent the majority of health care workers with COVID-19 .**



**Most health care workers with COVID-19 have symptoms.**



**Most health care workers with COVID-19 are not hospitalized.**




There are no reported deaths among health care workers.

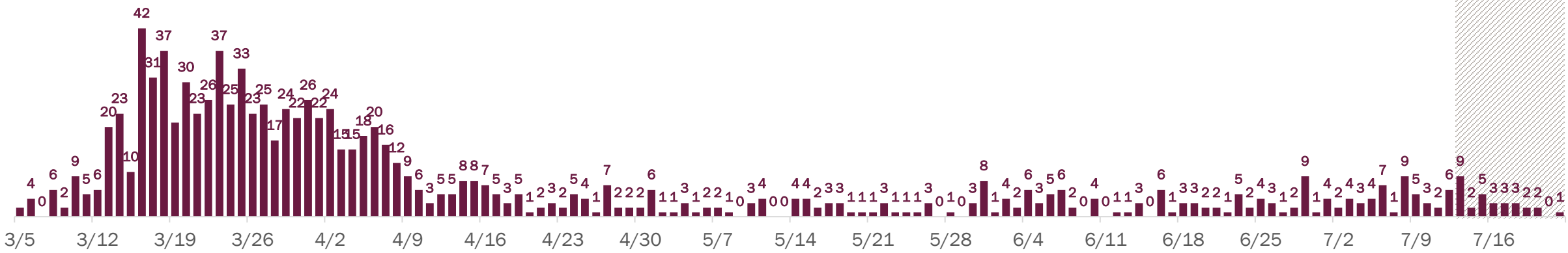

Sign or Symptom among Health Care Workers with COVID-19	Percent of Symptomatic Cases
Cough	72%
Fatigue	64%
Headache	60%
Loss of Smell or Taste	54%
Muscle Pain	51%
Runny nose	47%
Chills	44%
Fever	42%

# Clinical Course

What symptoms have Vermonters experienced? How many have been hospitalized? How many have died?

The day **symptoms start** is important to know when people with **COVID-19** become infectious.

Illnesses occurring in this window may not be reported yet; median reporting lag = 6 days 



Note: Date of symptom onset is not always known.

**13 days**  
Average illness duration

Sign or Symptom	Percent of Symptomatic Cases
Cough	70%
Fatigue	66%
Headache	53%
Muscle Pain	51%
Fever	49%



**Most Vermonters with COVID-19 are not hospitalized.**



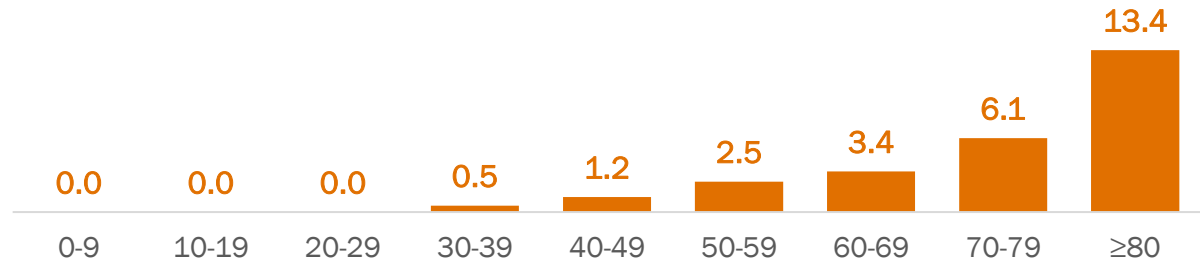
**16%**  
Of those hospitalized were on a ventilator

**35%**  
Of those hospitalized were in the ICU

**9 days**  
Average hospital stay (range: 0-43 days)

**Vermonters 80 years and older are more likely to be hospitalized for COVID-19.**

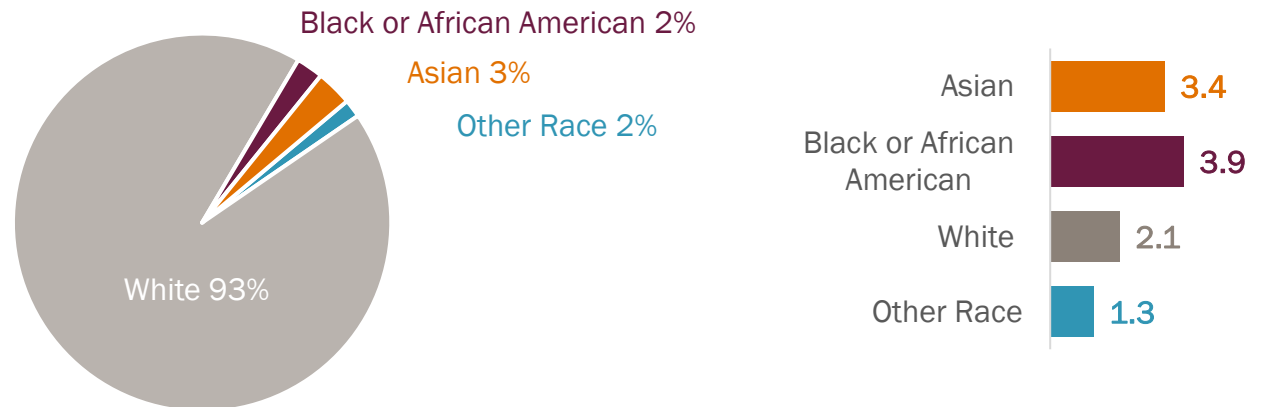
Rate per 10,000 Vermonters



**White Vermonters represent a majority of hospitalized COVID-19 cases.**

**Hospitalization rates by race are similar.**

Rate per 10,000 Vermonters

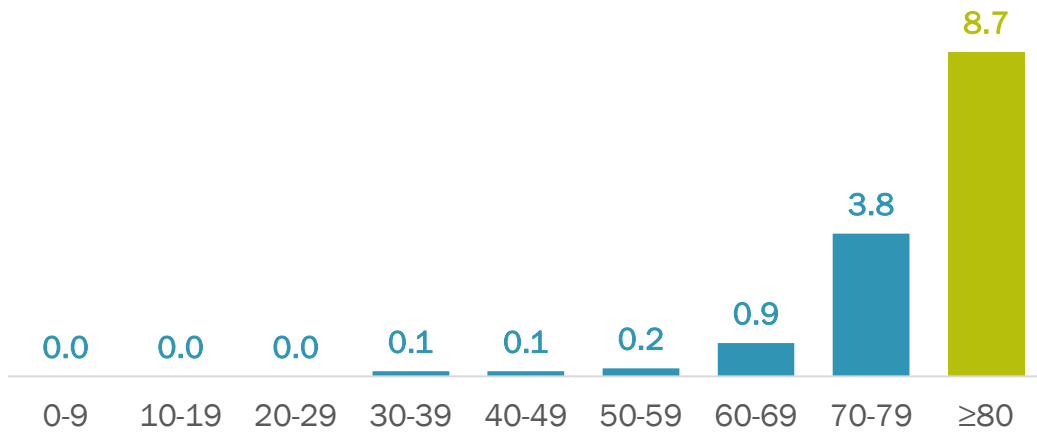


Please note 5 hospitalized persons are missing race information.

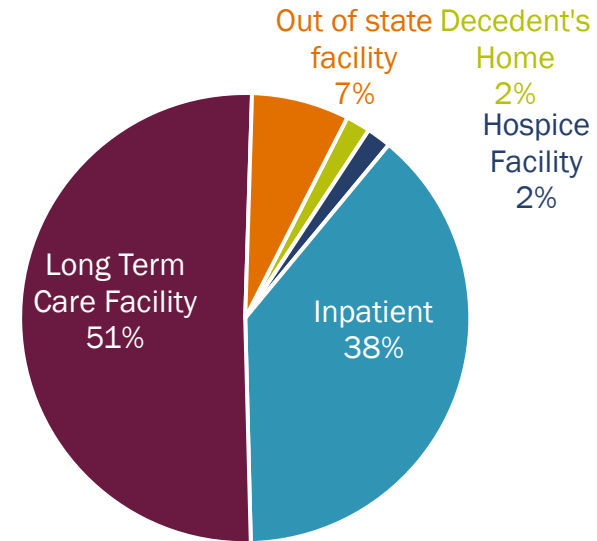
\*The number of Asian, Black, and persons in the other race category is less than 5.

**Vermonters 80 years and older have higher rates of COVID-19 death than other age groups.**

Rate per 10,000 Vermonters

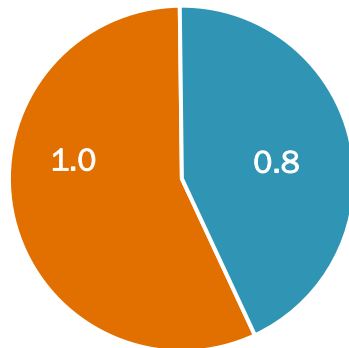


**Most COVID-19 deaths occurred in an inpatient hospital setting or a long-term care facility.**



**Males and females have similar rates of COVID-19 death.**

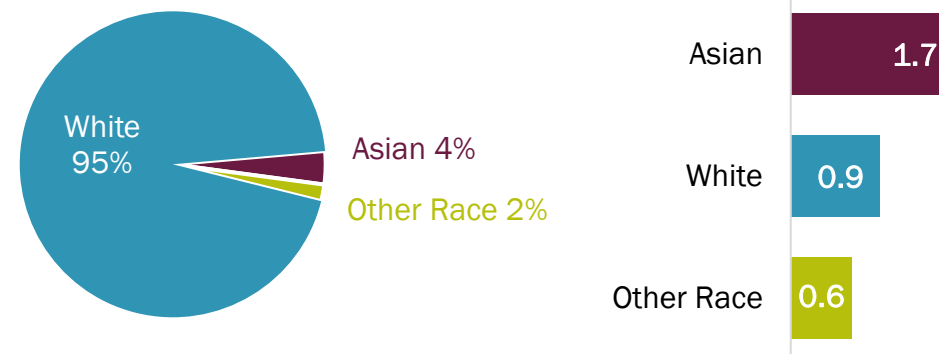
Rate per 10,000 Vermonters



**White Vermonters represent a majority of COVID-19 deaths.**

**Death rates by race are similar.**

Rate per 10,000 Vermonters



Note: No deaths have identified as Hispanic or Latino.

# Outbreaks

How is COVID-19 impacting group settings?

# Outbreaks can occur in many types of places. Here is what outbreak means in these places:

## Community Settings

3 or more COVID-19 cases involving more than one family or household where the cases:

- have an illness start date or positive test within 14 days, and
- are linked through contact or location, and
- are not linked to another outbreak, and
- there is no other more likely source of exposure.

## Educational Settings

2 or more COVID-19 cases among students or teachers/staff with known connections in the educational setting, where the cases are connected by:

- having an illness start date or a positive test within 14 days, and
- not living together or having close contact with each other in another setting, and
- there is no other more likely source of exposure.

## Congregate Care or Living Settings\*

One resident or staff member with COVID-19, and one or more residents or staff with whom they had contact with respiratory illness.

**or**

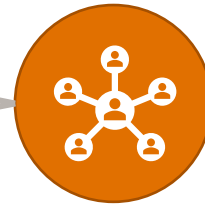
Two or more facility residents and/or staff with an illness start date or positive test within 14 days.

\*Examples include long-term care and other residential care facilities, correctional facilities and homeless shelters.

## Workplaces

2 or more COVID-19 cases among employees at the same workplace, where the cases are connected by:

- having contact with each other, and
- an illness start date or positive test within 14 days, and
- not living together or having close contact with each other in another setting, and
- there is no other more likely source of exposure.





29% of COVID-19 cases are associated with an outbreak

### Congregate Care & Living



**152**  
cases among residents



**80**  
cases among facility staff

### Workplace



**31**  
cases among employees

### Community/Other



**152**  
cases



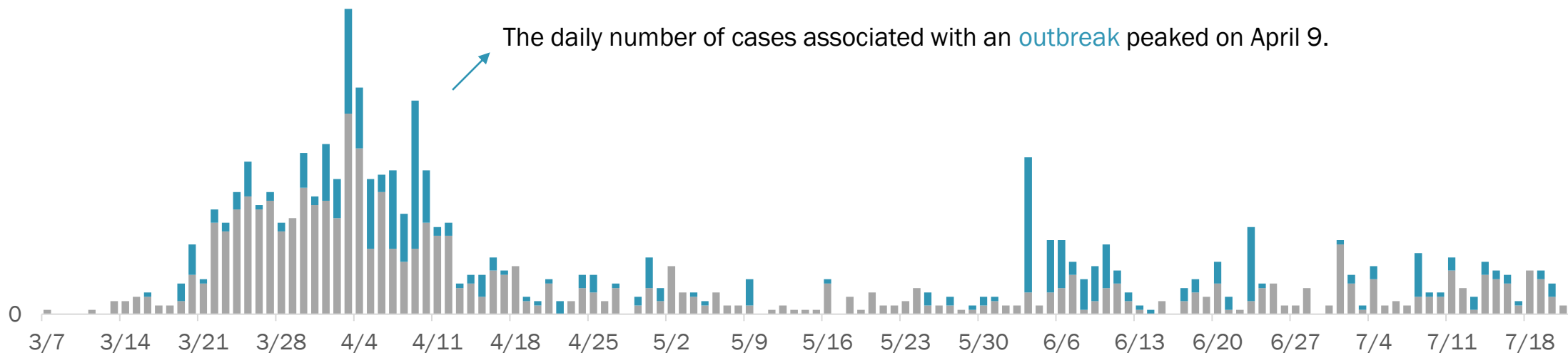
## Outbreaks

7 Active  
12 Resolved\*

\*Resolved outbreaks are those where it has been >28 days since the last known case of COVID-19.

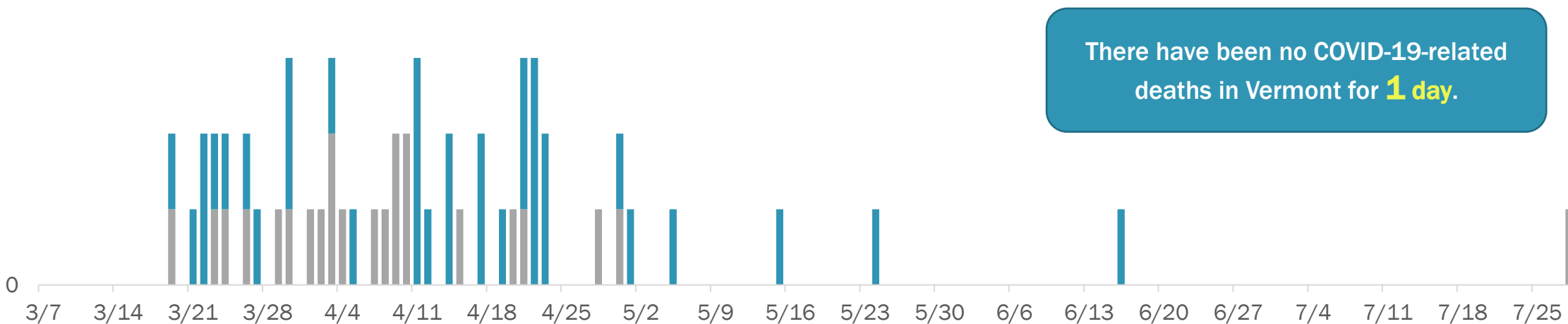
## Vermont COVID-19 Cases Associated with an **Outbreak** Over Time

90



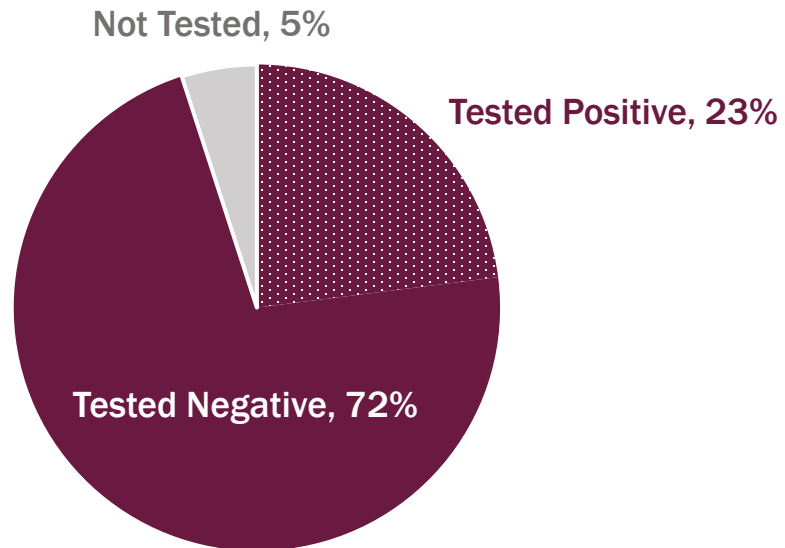
## Vermont COVID-19 Deaths Associated with an **Outbreak** Over Time

4

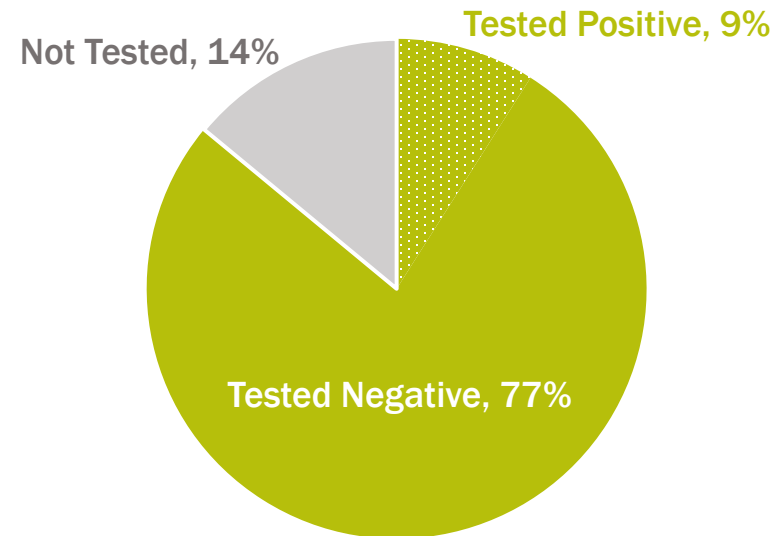


# 14 of 19 outbreaks occurred within facilities. 7 of those were within congregate living settings.

In congregate living settings with outbreaks, 95% of residents# have been tested.



In congregate living settings with outbreaks, 86% of staff# have been tested.

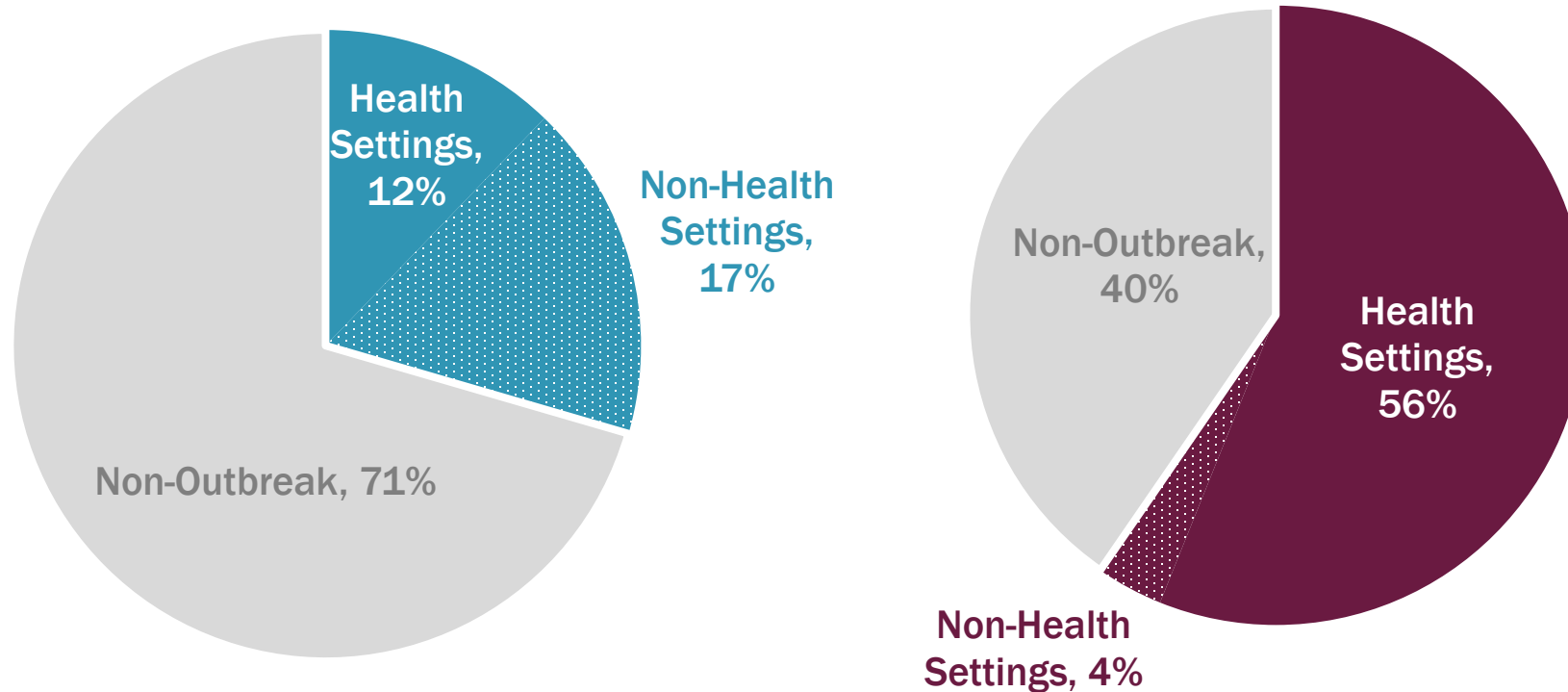


Source: Vermont Department of Health  
Reflects confirmed data as of 7/29/2020.

Values in these charts are rounded to the nearest whole number and therefore may not always add to 100%. Percentages by testing status are rounded to the whole number, but combined totals take into account the full percentages.

Examples of facilities include long-term care and other skilled nursing facilities, correctional facilities, and workplaces. Example of congregate living settings include skilled nursing facilities and correctional facilities. Community outbreaks, including those occurring in senior independent living communities, are not represented on this slide.

**While only 29% of all COVID-19 cases are associated with outbreaks, more than half of COVID-19-related deaths occur in outbreak settings.**



Values in these charts are rounded to the nearest whole number and therefore may not always add to 100% due to error introduced in rounding.

Source: Vermont Department of Health  
Reflects confirmed data as of 7/29/2020.

Note: Examples of a health setting include long term care or assisted living facilities, therapeutic treatment centers, and behavioral health institutions. Examples of a non-health setting include correctional facilities, senior housing communities, businesses, and homeless shelters. Vermont has not experienced an outbreak in all health and non-health settings.



# The percentage of **females** and **males** with COVID-19 that are associated with an outbreak is about even.

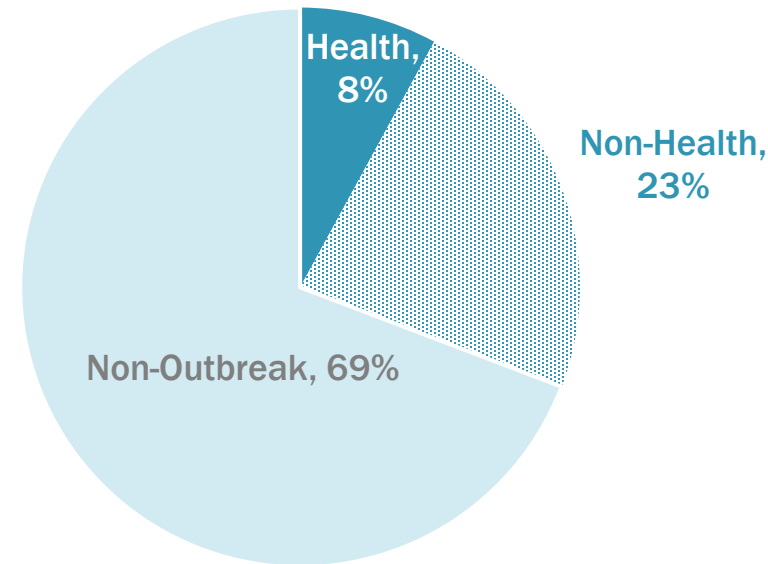
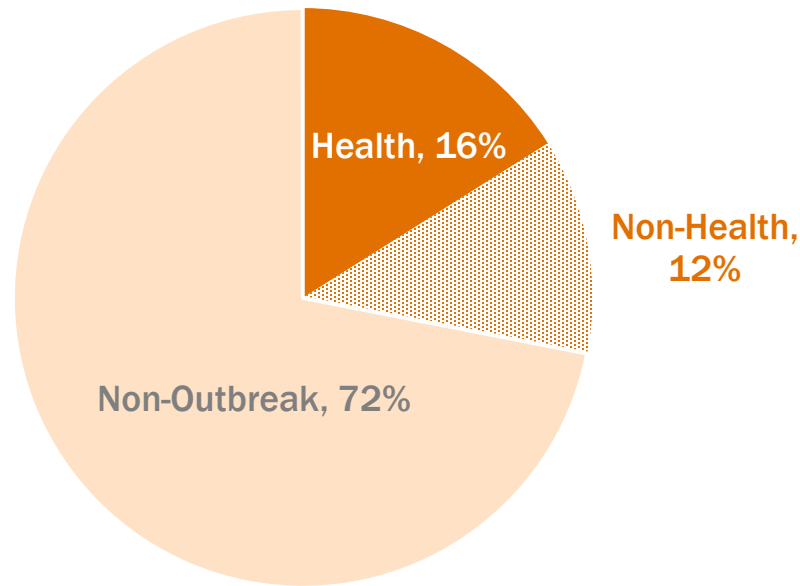


**28%** of **females** with COVID-19 are associated with an outbreak.



**31%** of **males** with COVID-19 are associated with an outbreak.

But in outbreak settings, **females** with COVID-19 are more likely to be associated with a health setting than non-health settings.

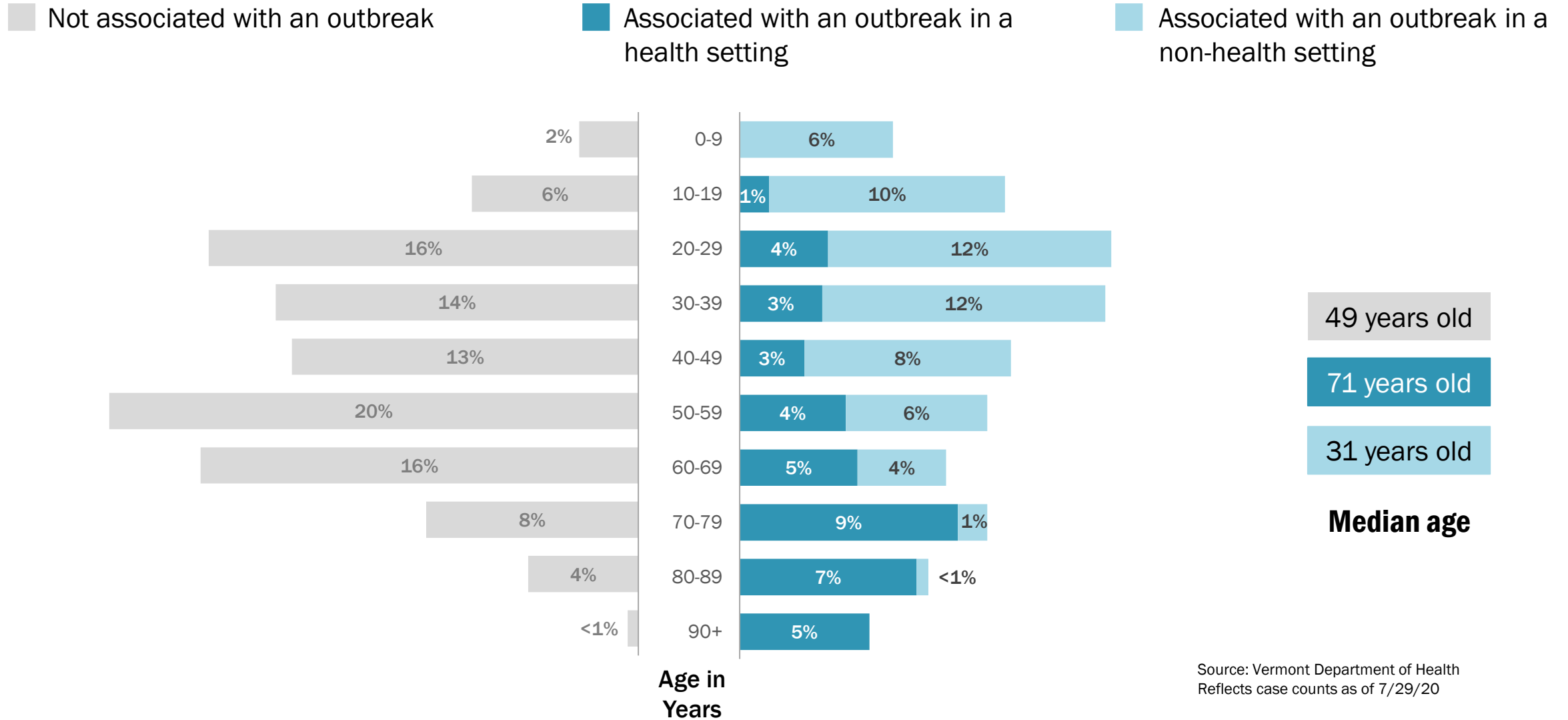


Values in these charts are rounded to the nearest whole number and therefore may not always add to 100% due to error introduced in rounding. Percentages by outbreak type are rounded to the whole number, but combined totals take into account the full percentages.

Source: Vermont Department of Health Reflects case counts as of 7/29/20

Note: Examples of a health setting include long-term care or assisted living facilities, therapeutic treatment centers, and behavioral health institutions. Examples of a non-health setting include correctional facilities, senior housing communities, businesses, and homeless shelters. Vermont has not experienced an outbreak in all health and non-health settings.

# Percent of Cases by Outbreak Status and Age



Source: Vermont Department of Health  
Reflects case counts as of 7/29/20

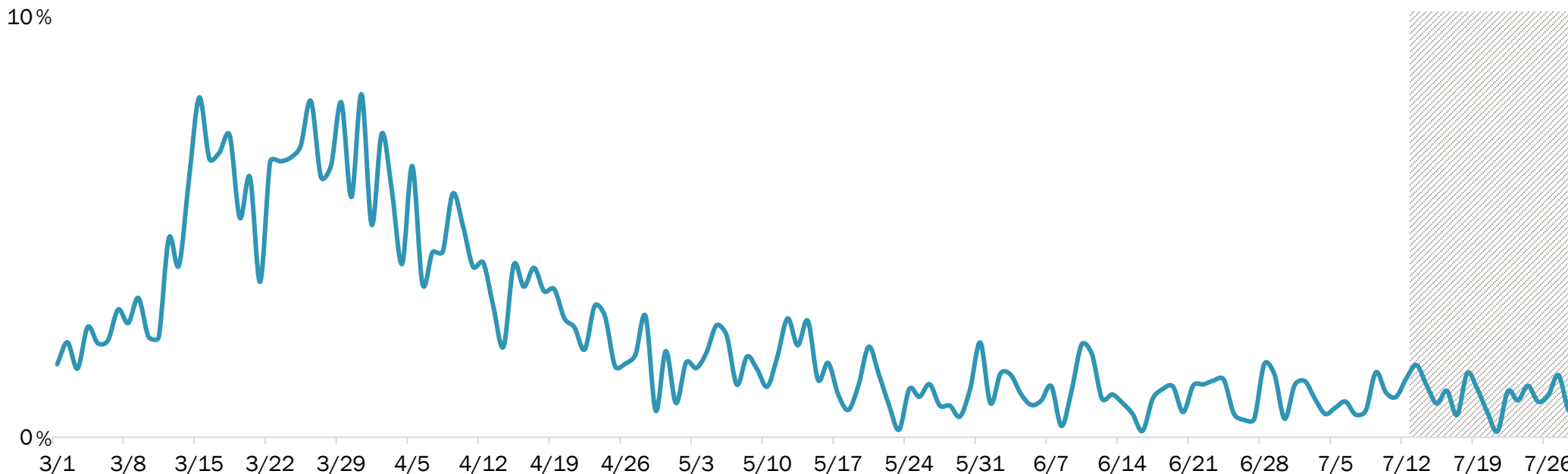
Note: Examples of a health setting include long-term care or assisted living facilities, therapeutic treatment centers, and behavioral health institutions. Examples of a non-health setting include correctional facilities, senior housing communities, businesses, and homeless shelters. Vermont has not experienced an outbreak in all health and non-health settings.

# **Syndromic Surveillance**

What we can learn from emergency room and urgent care centers?

## The percent of emergent care visits for COVID-19-like illness remains steady.

Syndromic surveillance from 13 of 14 Vermont hospitals and 2 urgent care centers. Monitoring this data acts as an early indicator of potential spikes of COVID-19 in the community.



Interpret with caution, there is a chance for over or underestimation given the lag in reporting.

COVID-19-like illness diagnosis is determined using the patient's chief complaint and/or discharge diagnosis.

COVID-19-like illness is the presence of a fever with the addition of shortness of breath, difficulty breathing, or cough.

COVID-19-like illness excludes patients with an influenza discharge diagnosis.

\*Please note: the query used to identify COVID-19-like illness in syndromic surveillance data changed on 5/28. This was to be consistent with the most up-to-date national definition provided by the CDC.



## Learn more about COVID-19 in Vermont:

**Web:** [www.healthvermont.gov/COVID-19](http://www.healthvermont.gov/COVID-19)

**Email:** [AHS.VDHPublicCommunication@vermont.gov](mailto:AHS.VDHPublicCommunication@vermont.gov)