

Weekly Summary of Vermont COVID-19 Data

Reflecting cases identified between
March 5, 2020 – April 7, 2021



Date published: April 9, 2021. This summary will be updated every Friday.



Common Terms and Data Sources

This document contains information about people who have tested positive for COVID-19 in Vermont. You will find data presented in a few different ways throughout this document:

- **Count:** the number of people who have tested positive for COVID-19 (overall or in a particular group)
- **Rate:** the number of people who have tested positive for COVID-19 in a particular group, divided by the total number of people in that group. Using rates allows for more direct comparisons between groups.
- **Growth rate:** a measure of the percent change in COVID-19 cases over time; this tells us how quickly or slowly the disease is spreading in Vermont
- **Week:** for the purposes of this document, “this week” is defined as March 31 through April 7.

For geographic information, please see the [COVID-19 Data Dashboard](#) or [Town Map](#). For more information on data sources, please see our [Data Notes](#) document. For information on cases in schools, see [COVID-19 Cases in Vermont K-12 Learning Communities While Infectious](#).

Please Note:

- On February 11, 2021 the denominators used to calculate rates by age and sex were updated from 2018 to 2019 Vermont Department of Health estimates based on Census data. The corresponding change in rates in the February 12, 2021 Weekly Summary is due to this change in methodology.
- On March 28, 2021 the outbreak definition changed. See slide 24 for more details.

Table of Contents

Click on a box below to jump to that section

Overview of COVID-19 in Vermont

Case Demographics

Clinical Course

Outbreaks

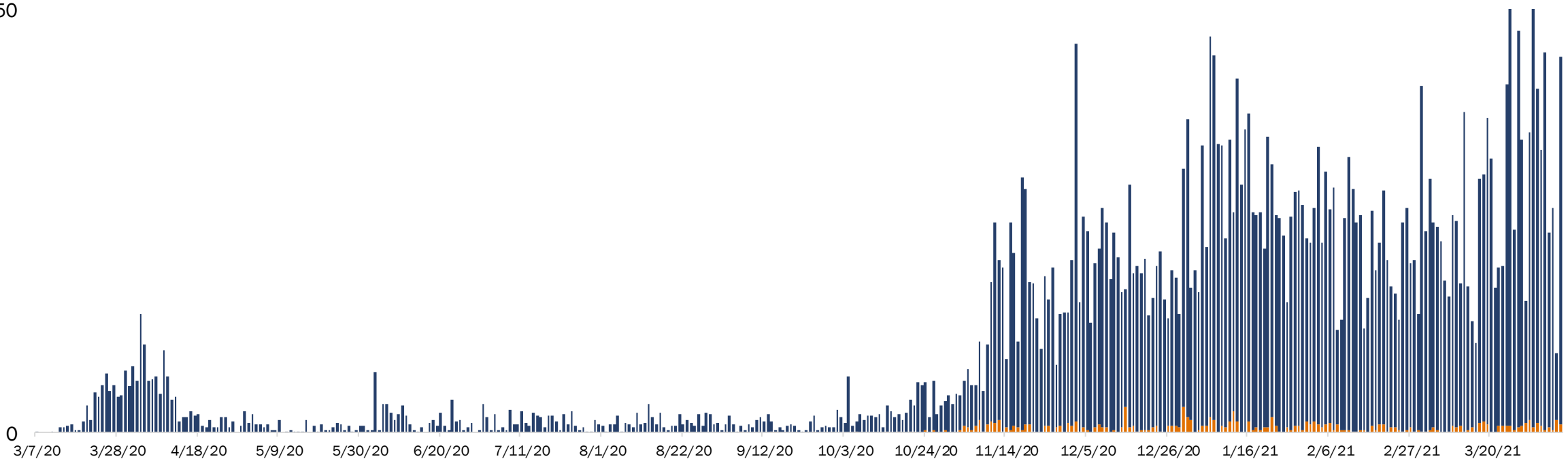
Weekly Spotlight

COVID-19 in Vermont

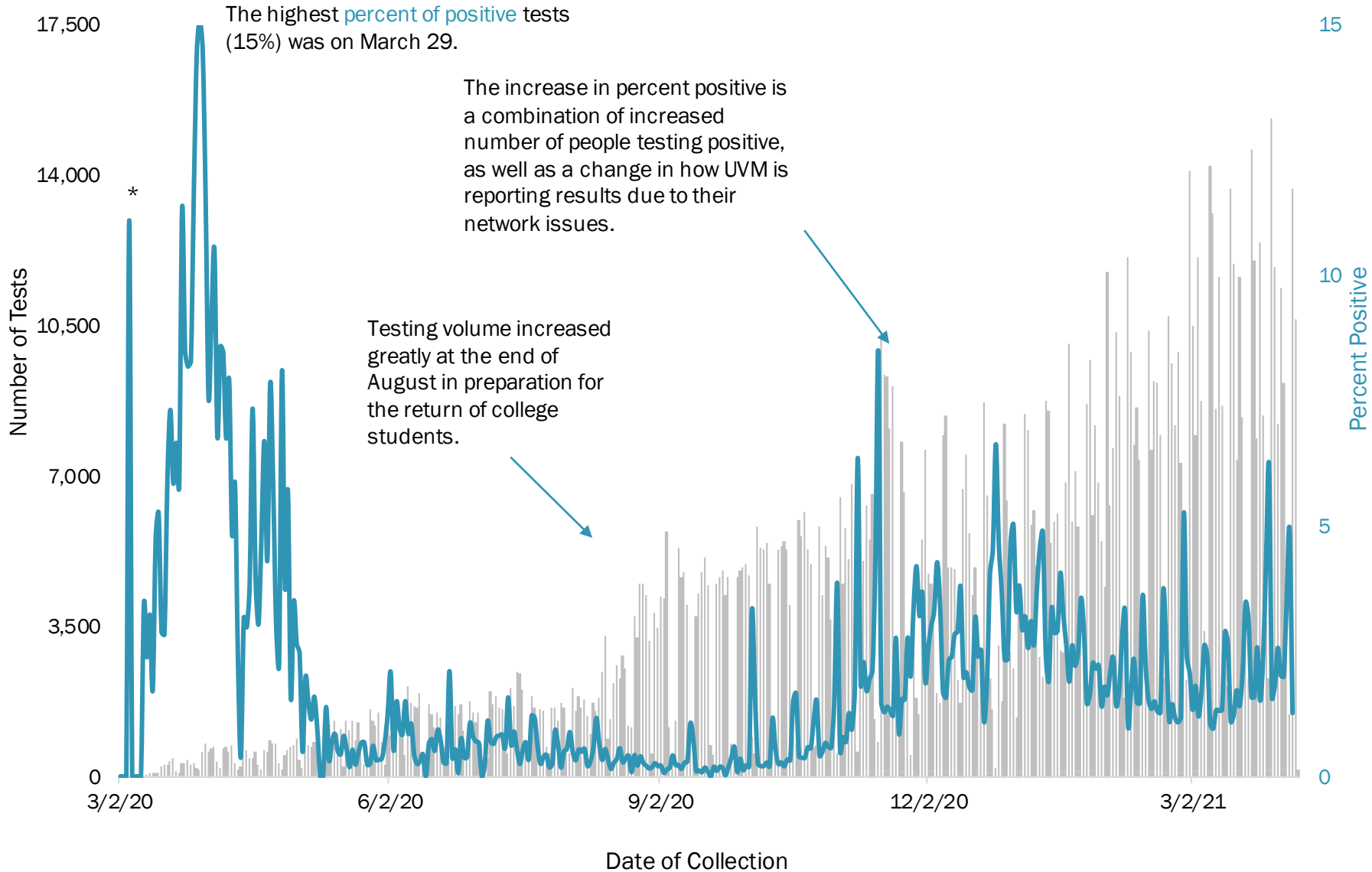
An overview of our number of cases and laboratory testing to date.

Total Number of **Confirmed** and **Probable** Cases in Vermont: 20,669

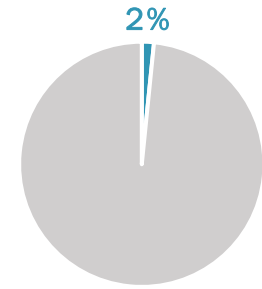
250



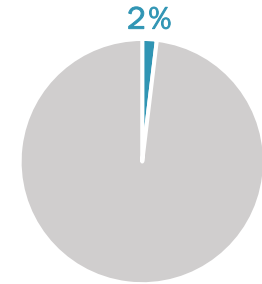
Percent of positive COVID-19 tests may indicate how prevalent the disease is in the population.



Percent Positive to Date



Percent Positive This Week (March 31 - April 7)



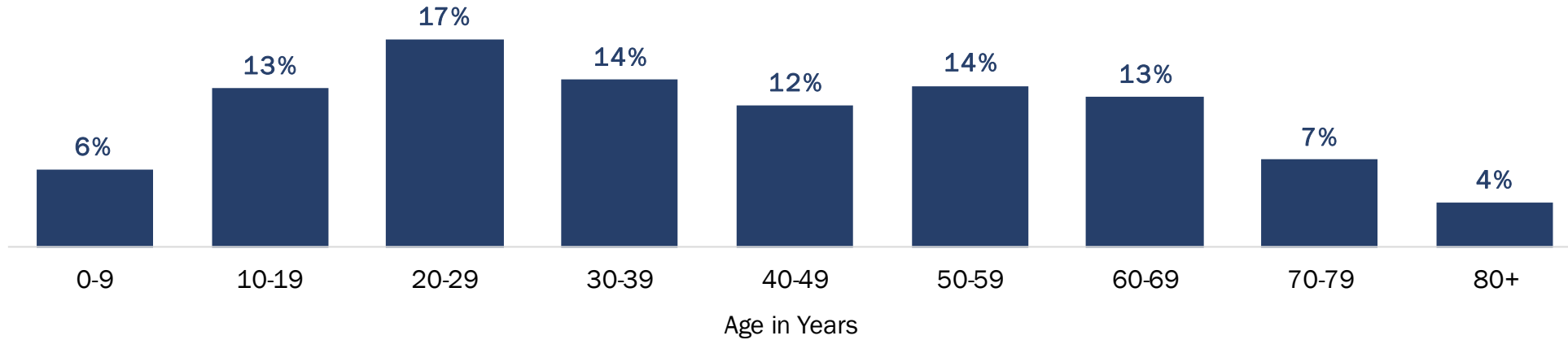
8,494 People Tested this Week	58,420 Tests this Week
363,146 People Tested to Date	1,414,660 Tests to Date

Vermont Department of Health

The **number of people tested** reflects the number of individual people who have had confirmatory testing for COVID-19 in Vermont. Each person is only counted once. The **number of tests** reflects the number of specimens that have had confirmatory tests for COVID-19 in Vermont. This number may include multiple specimens for one person, the same person tested multiple times, etc. **Percent positive** is the number of laboratory confirmed COVID-19 specimens divided by the total number of specimens (updated 11/6/20). None of these numbers include serology or antigen testing.

*Not a stable estimate due to small numbers. There were 8 total tests and 1 was positive.

The distribution of people tested for COVID-19 in Vermont varies by age group.



More females are tested than males for COVID-19.



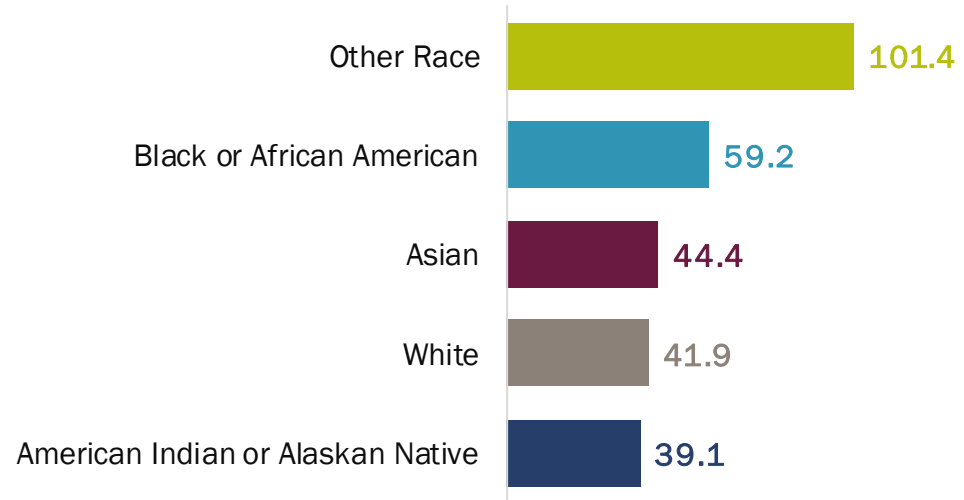
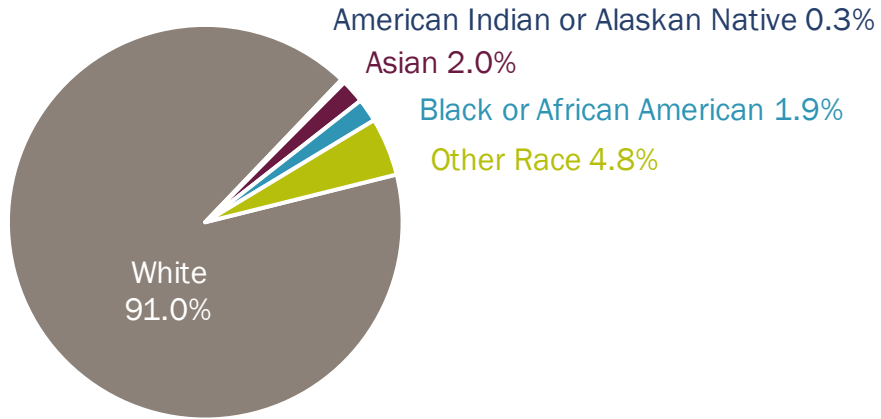
54% of people tested for COVID-19 are female.



46% of people tested for COVID-19 are male.

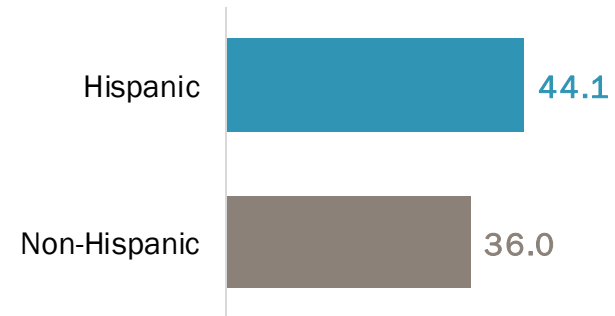
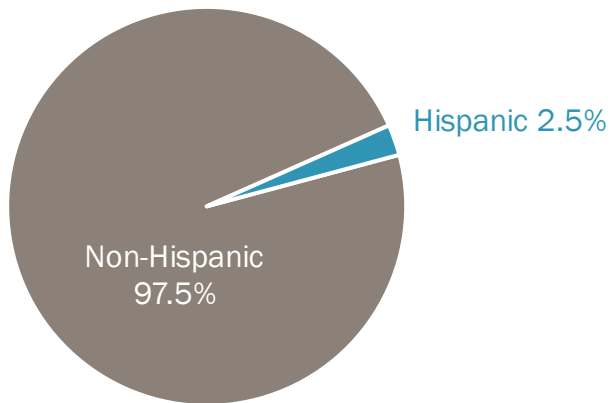
White Vermonters represent the majority of people tested in Vermont for COVID-19. Vermonters with other race have the highest rate of testing.

Rates per 100 Vermonters



Non-Hispanic Vermonters represent the majority of people tested in Vermont for COVID-19. Hispanic Vermonters have the higher rate of testing.

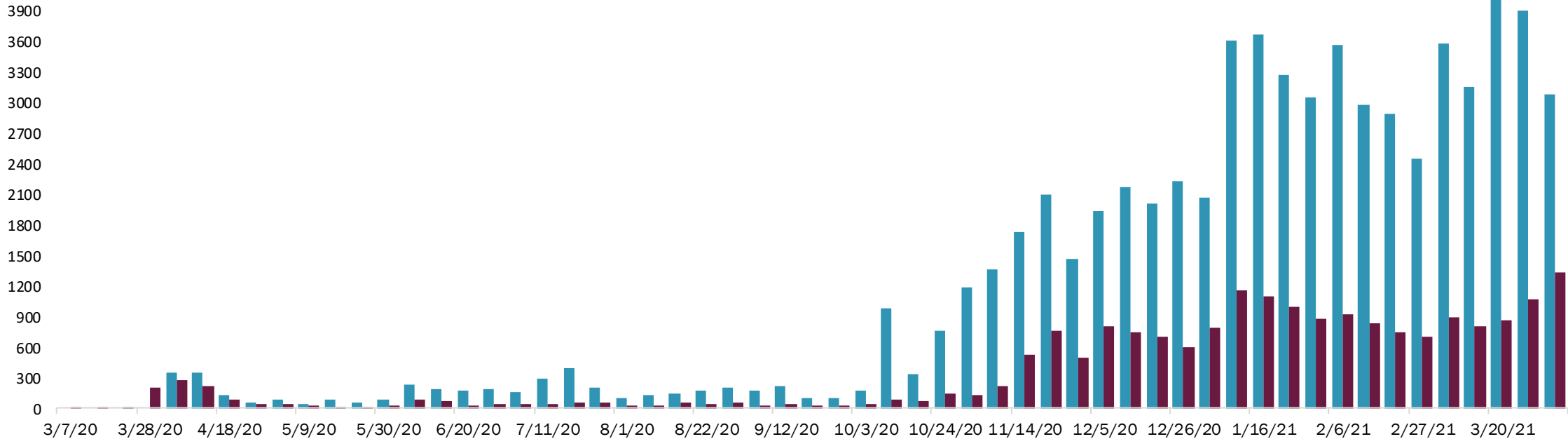
Rates per 100 Vermonters



Other Race includes people who identify as two or more races, or a race other than white, Asian, African American or Black, and American Indian or Alaskan Native.

Race is unknown in 26% of people tested (n = 92,620) and ethnicity is unknown in 38% of people tested (n = 137,595).

Contact tracers speak with both **cases** and their **close contacts** each week.



82

Number of full-time equivalent contact tracing staff trained

1,230

Cases interviewed last week

March 28 – April 3

3,085

Contacts named last week

March 28 – April 3

3.3

Average number of contacts per case*

*Since April 1, 2020

The number of confirmed cases may not match the number of cases interviewed. There is not always clean overlap between the week in which a case is confirmed and in which that case is interviewed (i.e., a case confirmed on Saturday afternoon may not be interviewed until Sunday morning). Some cases (long term care facility residents, for example) are not managed by the contact tracing team and are not “eligible” for interview. On 2/11/2021, the methodology for determining contact metrics was updated.

In the last two weeks (from March 21 to April 3):




84%

Of cases were interviewed within 24 hours



84%

Of cases provided their close contacts



63%

Of contacts were tested within 14 days of exposure



17%

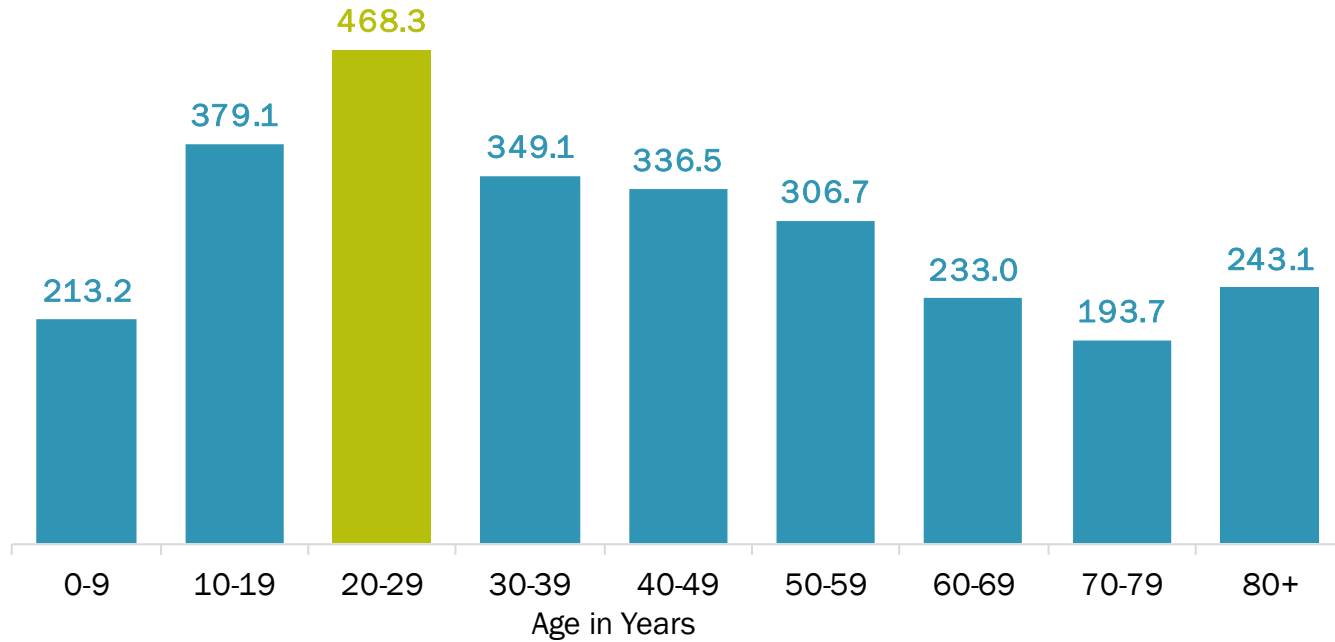
Of contacts became a case

Case Demographics

Who has been impacted by COVID-19 in Vermont?

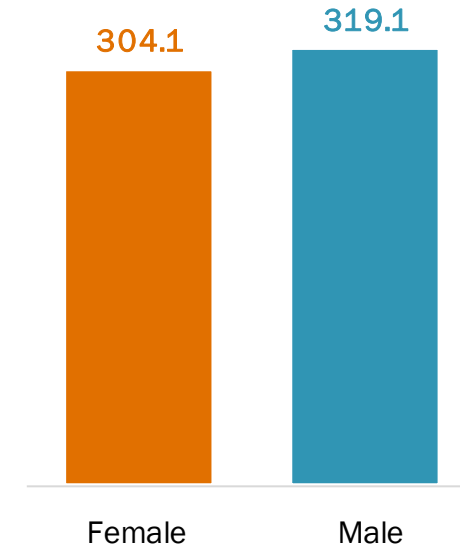
Rates of COVID-19 are highest among Vermonters 20-29 years old.

Rate per 10,000 Vermonters



Females and males have similar rates of COVID-19.

Rate per 10,000 Vermonters

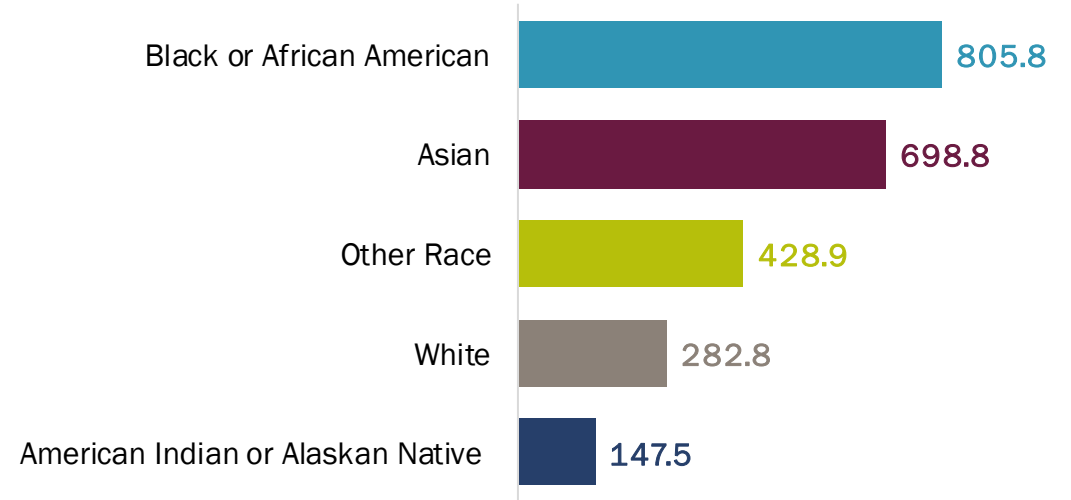
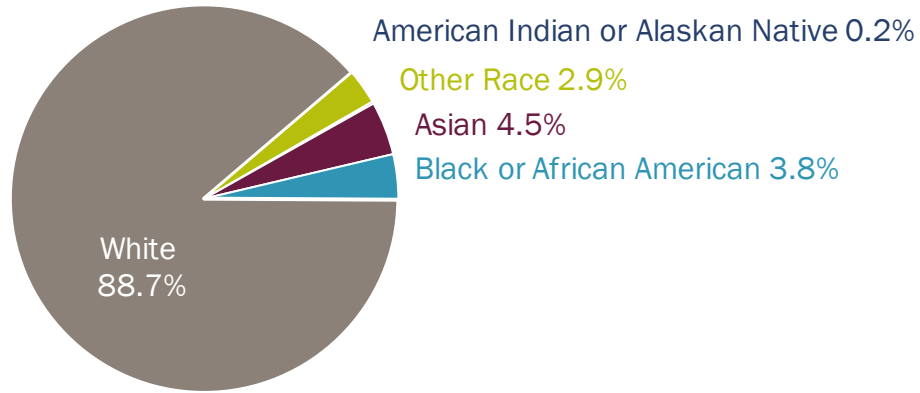


8% of Vermonters with COVID-19 have a disability*.

*The Health Department has complete data about disabilities for 4,557 people with COVID-19. The disability data gathered includes information about people with neurologic, neurodevelopmental, and intellectual disabilities, as well as physical, vision, and hearing impairments.

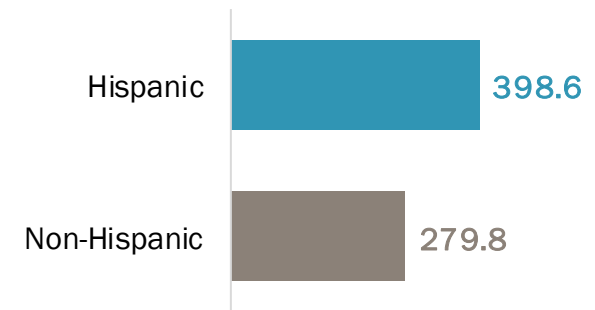
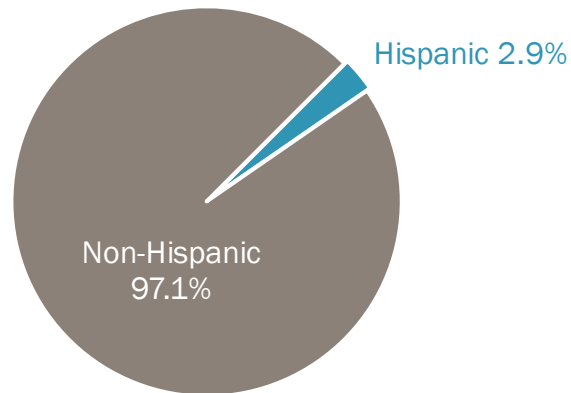
White Vermonters represent the majority of COVID-19 cases. African American Vermonters have the highest rate.

Rate per 10,000 Vermonters



Non-Hispanic Vermonters represent the majority of COVID-19 cases. Hispanic Vermonters have the higher rate.

Rate per 10,000 Vermonters

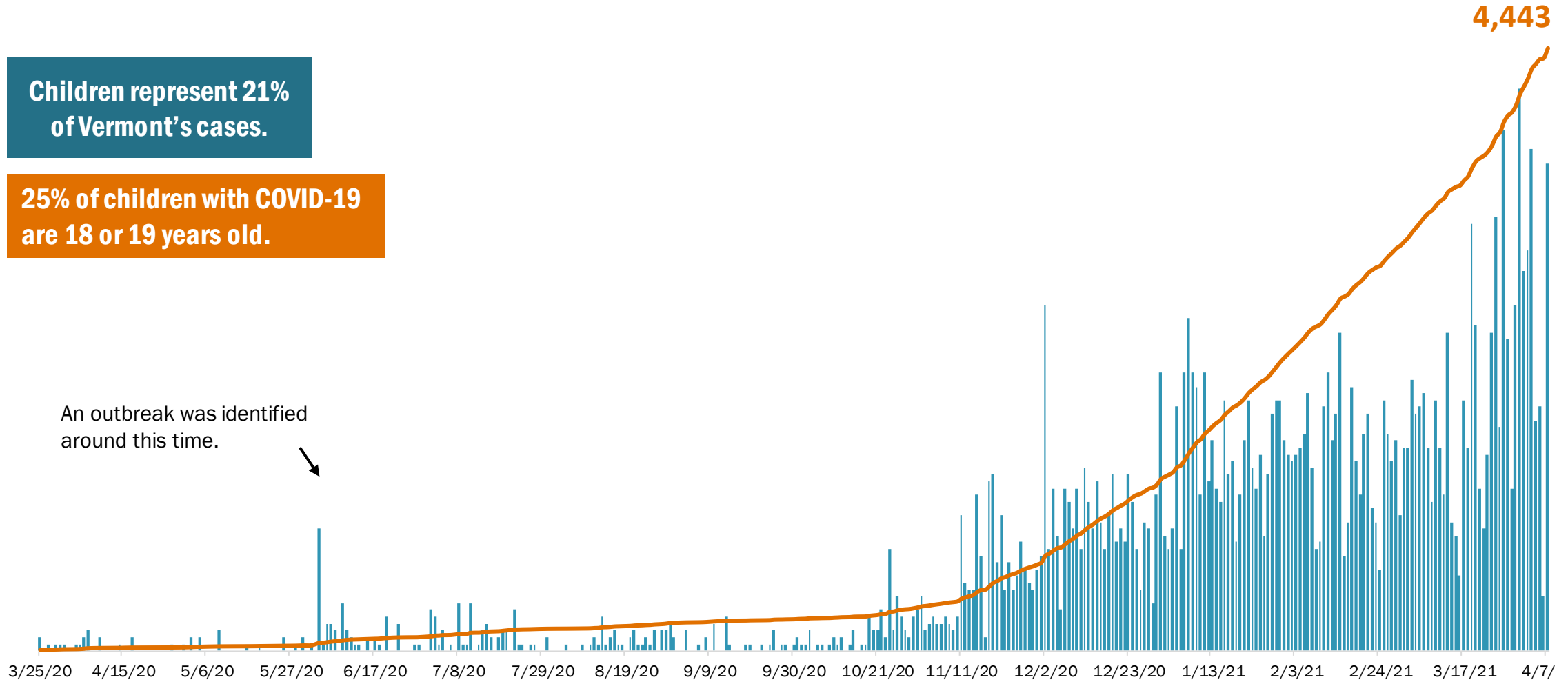


Other Race includes people who identify as two or more races, or a race other than white, Asian, African American or Black, and American Indian or Alaskan Native.
 Race is unknown in 9% of cases (n = 1,9151) and ethnicity is unknown in 15% of cases (n = 3,061).
 On 3/12/2021, the pie chart methodology for percentage of race and ethnicity among cases was updated.

New and Cumulative Cases of Vermont Children (Age 19 and Younger) with COVID-19

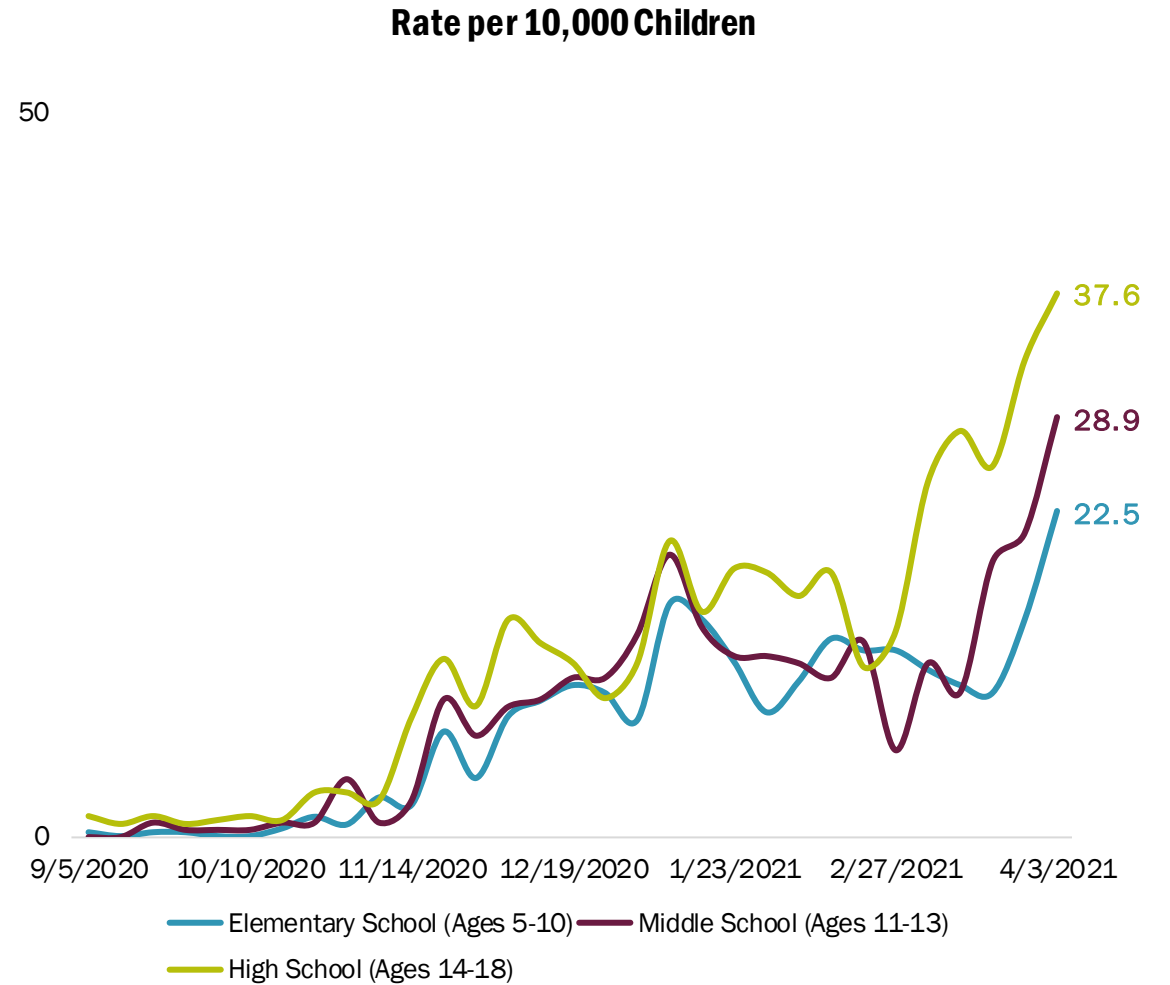
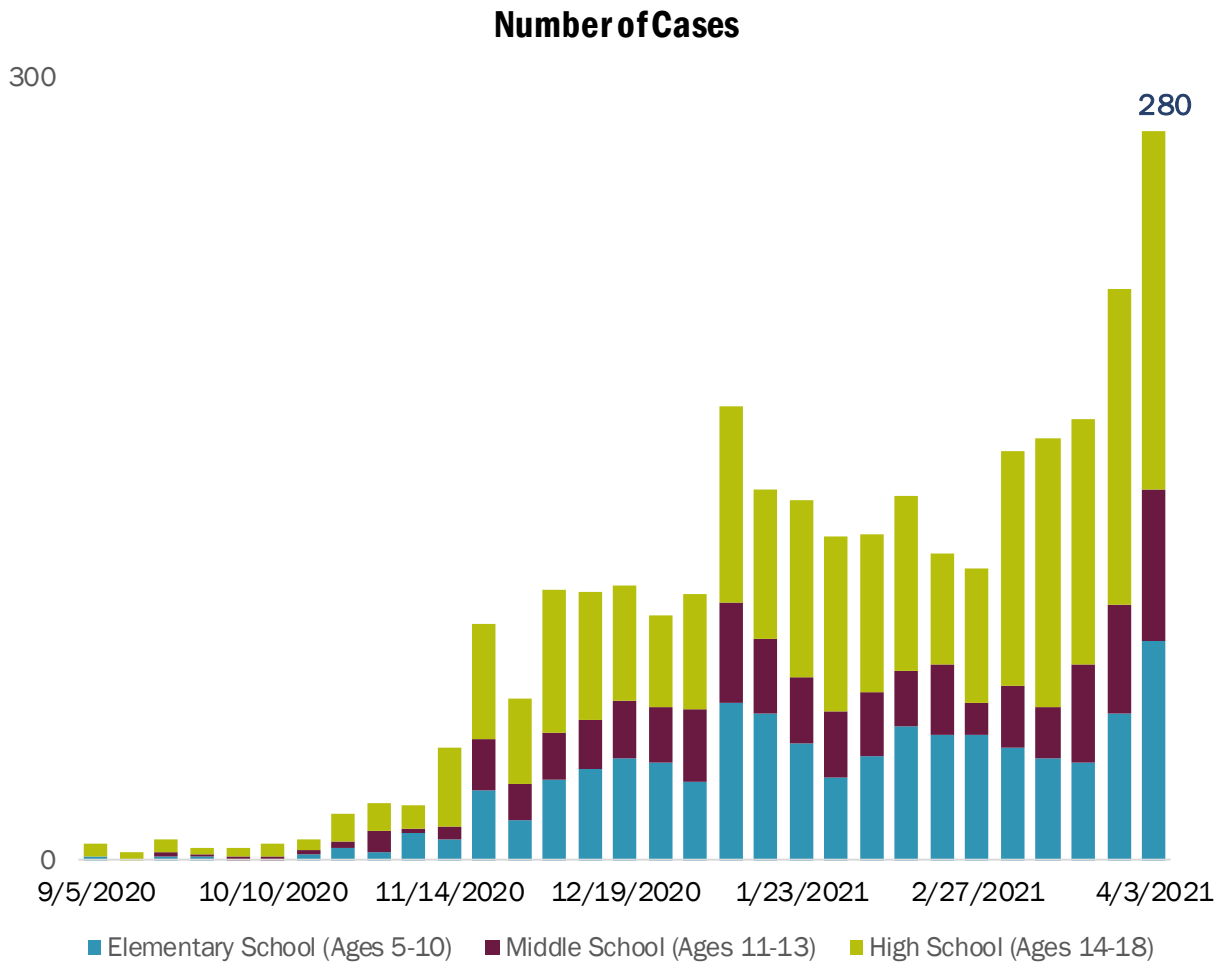
Children represent 21% of Vermont's cases.

25% of children with COVID-19 are 18 or 19 years old.



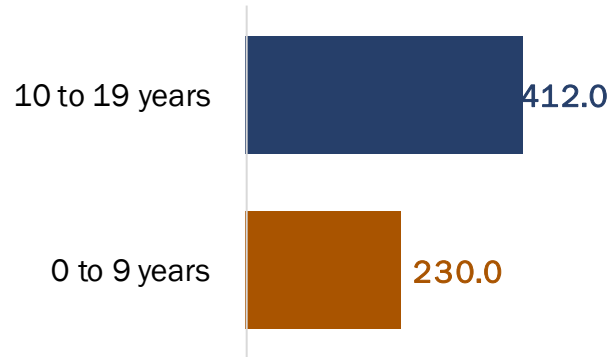
An outbreak was identified around this time.

Both the number and the rate of COVID-19 among school aged children have increased recently.



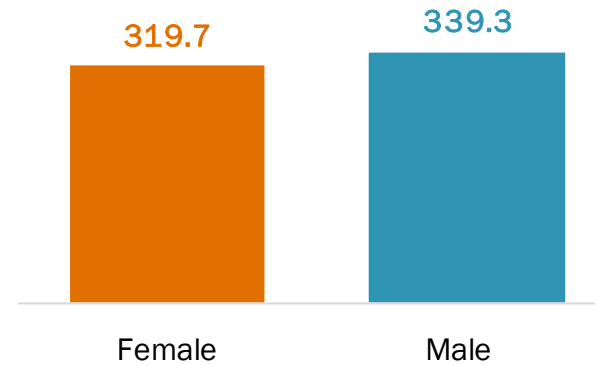
Older children have a higher rate of COVID-19 compared to younger children.

Rate per 10,000 Vermonters 0-19 years old

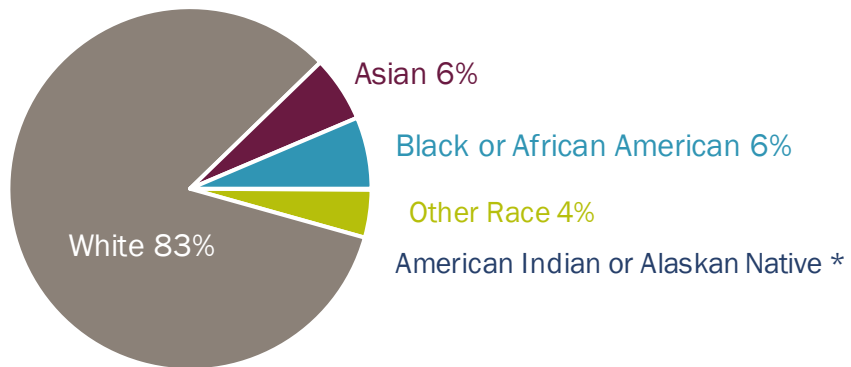


Female and male children have similar rates of COVID-19.

Rate per 10,000 Vermonters 0 to 19 years old

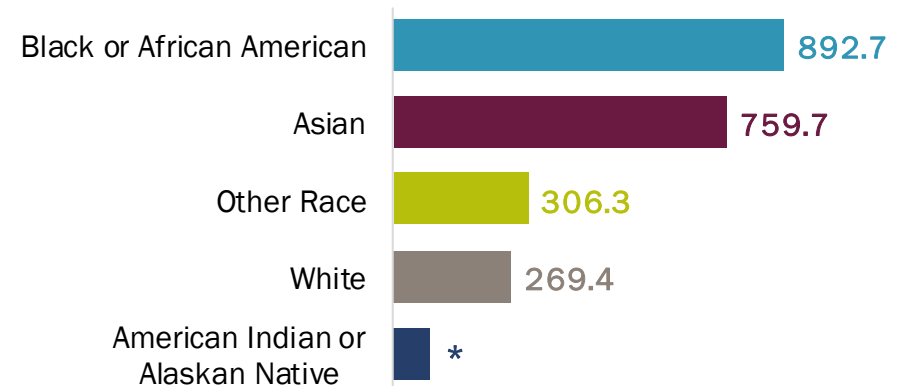


Among children with COVID-19, Black, Indigenous and people of color represent 19% of cases.



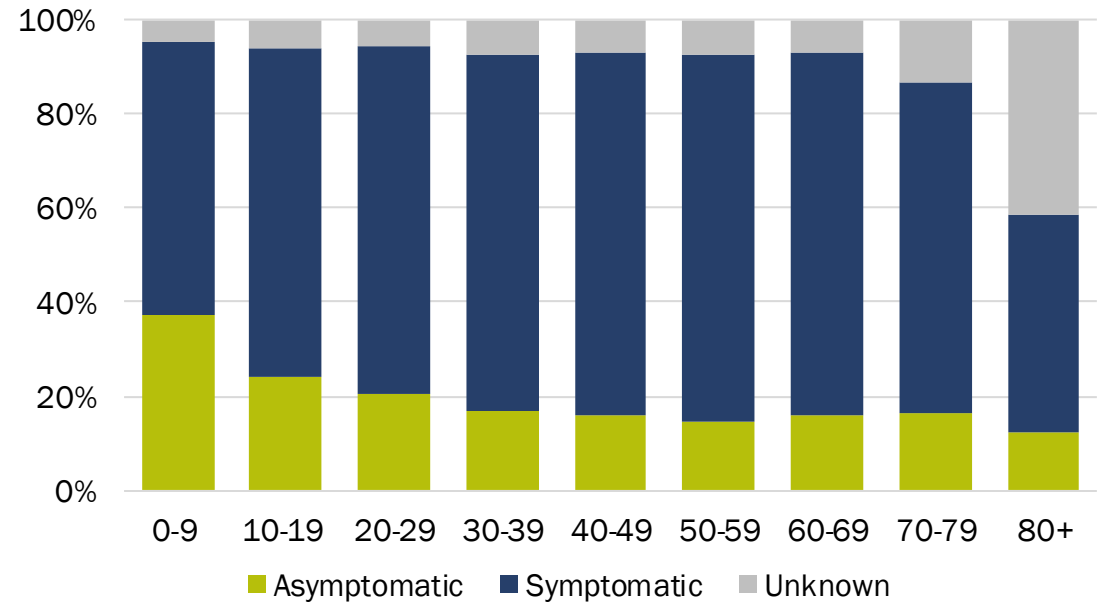
Among children with COVID-19, Black or African Americans have the highest rate.

Rate per 10,000 Vermonters 0 to 19 years



Sign or Symptom	Percent of Children with Symptom
Runny Nose	54%
Headache	46%
Cough	45%
Fatigue	41%
Sore Throat	39%
Muscle Pain	26%
Loss of Smell/Taste	24%
Fever	19%

The percent of COVID-19 cases with **no symptoms** is higher among children. Less than one fourth (24%) of cases among children had **no symptoms** reported.



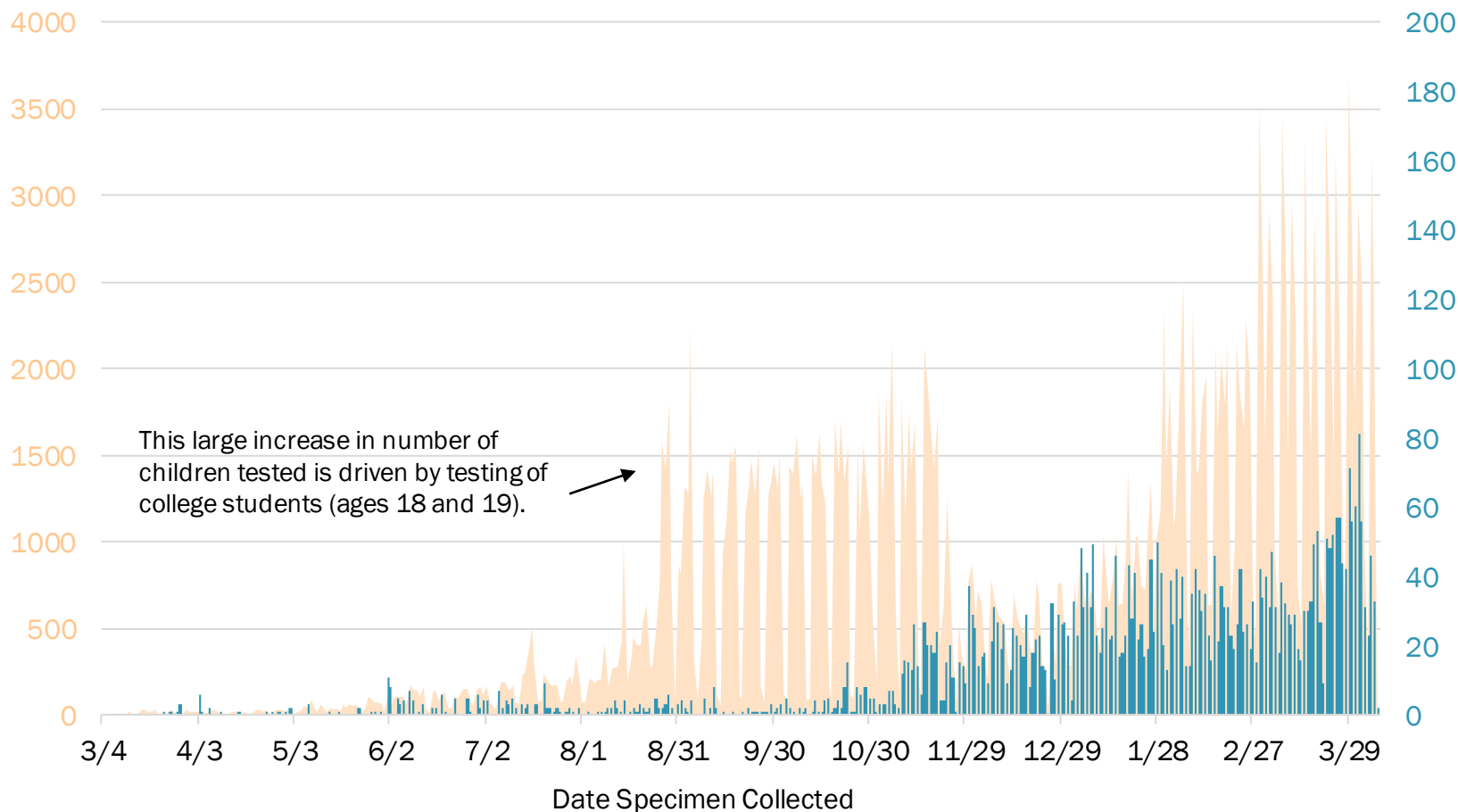
5 days
Average illness duration among children

68% of children with COVID-19 had known contact with somebody else who had COVID-19.

22% of children with COVID-19 were part of an outbreak.

Among Vermont's children with COVID-19, there are currently no reported cases of multi-system inflammatory syndrome or deaths, and nine hospitalizations.

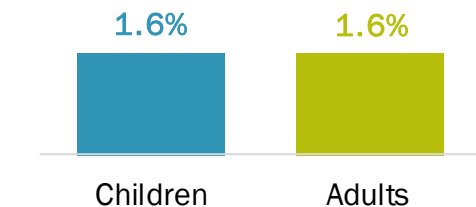
The number of **tests among children** for COVID-19 and the number of **positive tests** have increased over time.



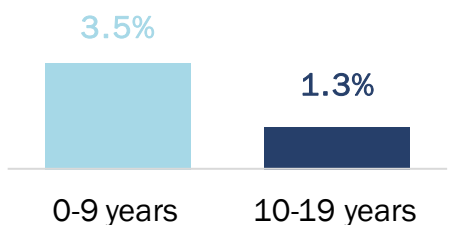
Total tests represents the total number of tests among children (specimen level).

There have been **281,902** COVID-19 tests completed among children.

Percent of tests positive among **children** is similar to **adults**.



Percent of tests positive among **younger children** is greater than **older children**, however many more older children have been tested.



Clinical Course

What symptoms have Vermonters experienced? How many have been hospitalized? How many have died?

8 days

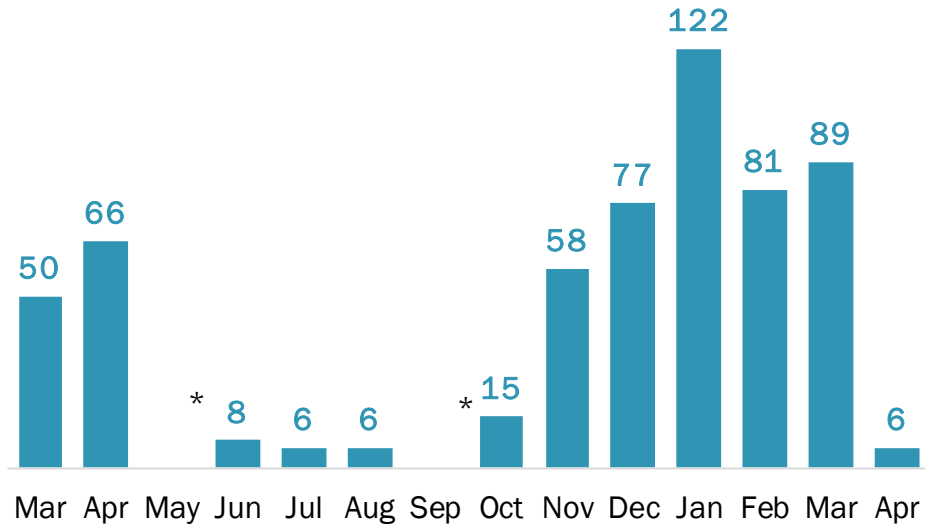
Average illness duration

73%

Cases with symptoms

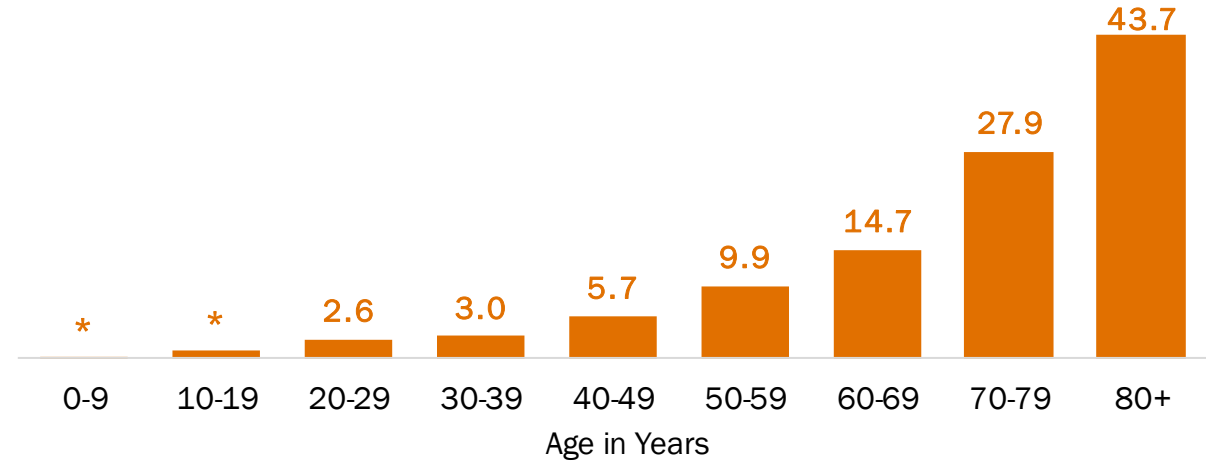
Sign or Symptom	Percent of Symptomatic Cases
Cough	58%
Fatigue	55%
Headache	54%
Runny Nose	52%
Muscle Pain	44%
Sore Throat	37%
Loss of Smell/Taste	36%
Felt Feverish	35%

Number of Hospitalizations Over Time



Vermonters 80 years and older are more likely to be hospitalized for COVID-19.

Rate per 10,000 Vermonters

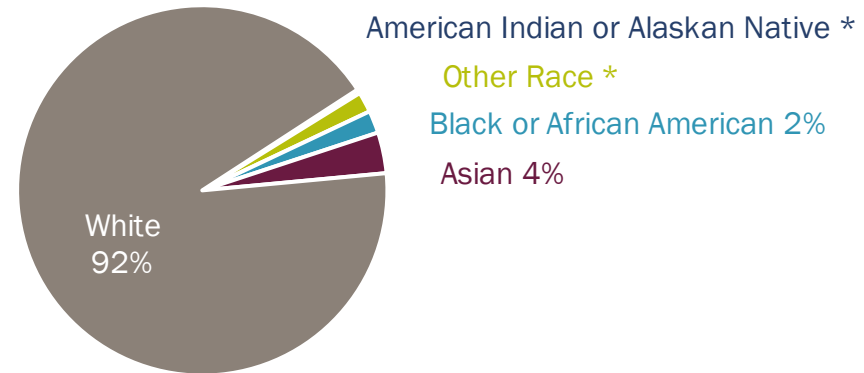


8%
Of those hospitalized were on a ventilator

24%
Of those hospitalized were in the ICU

7 days
Average hospital stay (range: 0-78 days)

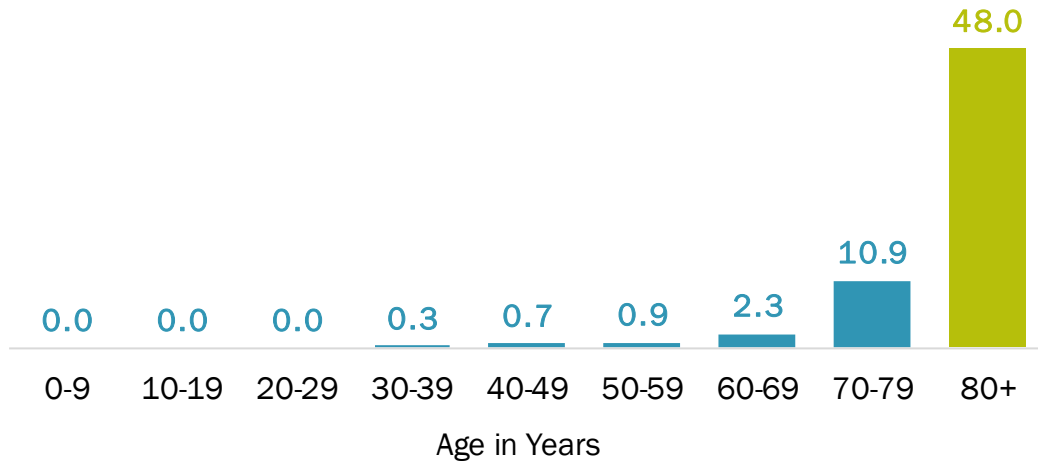
White Vermonters represent a majority of hospitalized COVID-19 cases.



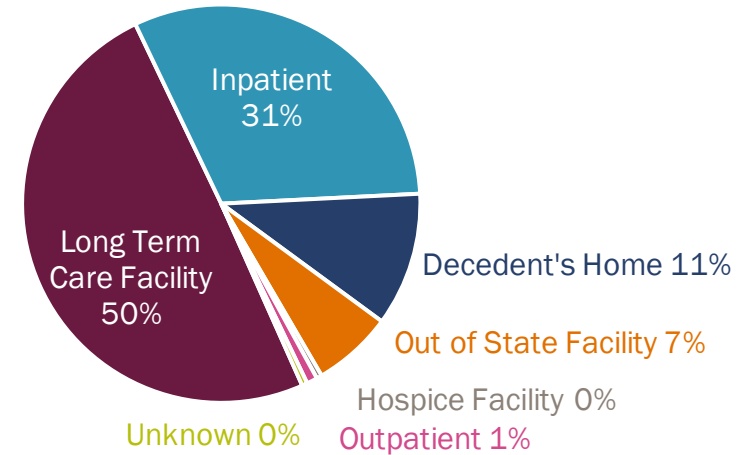
Please note 29 hospitalized persons are missing race information.
*Values suppressed due to small numbers.

Vermonters 80 years and older have higher rates of COVID-19 death than other age groups.

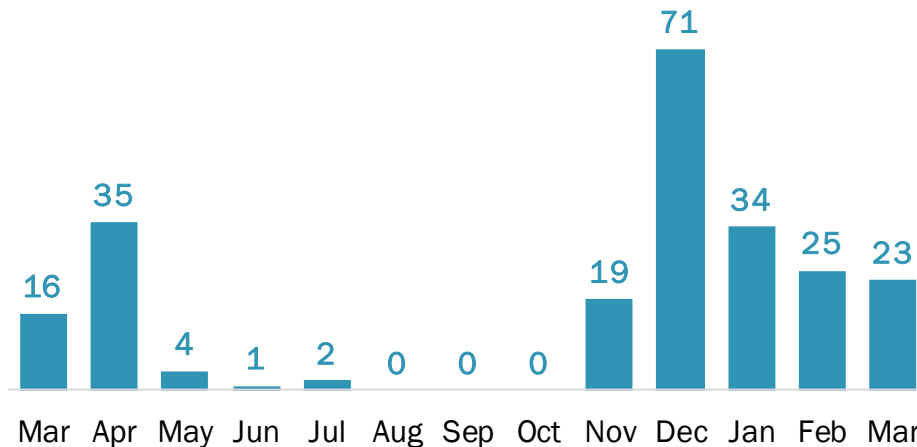
Rate per 10,000 Vermonters



Most COVID-19 deaths occurred in a long-term care facility or an inpatient hospital setting.



Number of Deaths Over Time



White Vermonters represent a majority of COVID-19 deaths.

Death rates by race are similar.

Rate per 10,000 Vermonters



Note: On April 9, 2021 the methodology for generating this graph changed. It now shows number of deaths by the month in which the person died, not the month in which their case of COVID-19 was reported to the Health Department.

Vermont Department of Health

Note: No deaths have identified as Hispanic or Latino. Death rates by race are not statistically different.

Outbreaks

How is COVID-19 impacting group settings?

Outbreaks can occur in many types of places. Here is what outbreak means in these places:

	Outbreak Setting		
	Healthcare and Supportive Residential	Education	Businesses/Workplaces
Outbreak Definition	Three or more patients/clients/residents or staff members with COVID-19 and known connections to each other in the facility setting.	Three or more COVID-19 cases among children/ students or teachers/staff with known connections in the educational setting, and the cases: <ul style="list-style-type: none"> • have an illness start or a positive test collection date within 14 days, and • do not live together or have close contact with each other in another setting, and • there is no other more likely source of exposure. 	Three or more COVID-19 cases among employees or customers at the same business, and the cases: <ul style="list-style-type: none"> • had contact with each other in the business, and • have an illness start or positive test collection date within 14 days, and • do not live together or have close contact with each other in another setting, and • there is no other more likely source of exposure.
Outbreak Resolved When	No new COVID-19 positive tests occur after 28 days from the last positive test or illness start date (whichever is later).	When no new confirmed or positive cases are identified after 28 days (two incubation periods) from the last known facility exposure from a case, or if unknown, the last case's specimen collection or illness onset date (whichever is later).	When no new confirmed or probable cases are identified after 28 days (two incubation periods) from the last known business exposure from a case, or if unknown, the last case's specimen collection date or illness onset date (whichever is later).
Examples of Where Definition is Used	Inpatient and outpatient healthcare settings (including long-term care facilities), correctional facilities, and homeless shelters.	K-12 schools, colleges/universities, and childcare.	All workplaces not elsewhere classified (e.g. restaurants, grocery stores, ski resorts, manufacturing, construction, etc.).

Outbreak definitions changed on 3/28/21, see page 02 for more details.

Outbreaks can occur in many types of places. Here is what outbreak means in these places:

	Outbreak Setting	
	Social Gatherings/Events	Senior Independent Living and Income-Restricted Multifamily Housing
Outbreak Definition	<p>Three or more COVID-19 cases involving more than one family or household where the cases:</p> <ul style="list-style-type: none"> • have an illness start date or positive test collection date within 14 days, and • are linked through contact or location, and • are not linked to another outbreak, and • attended a social event/gathering, and • there is no other more likely source of exposure. 	<p>Three or more COVID-19 cases involving different households or staff where the cases:</p> <ul style="list-style-type: none"> • have an illness start date or positive test collection date within 14 days, and • live, work, or provide services at the same multifamily housing facility, and • had contact with each other at the facility, and • there is no other more likely source of exposure. <p>OR</p> <p>Three or more COVID-19 cases involving different households or staff where the cases:</p> <ul style="list-style-type: none"> • have an illness start date or positive test collection date within 14 days, and • live, work, or provide services at the same multifamily housing facility, and • there is no other more likely source of exposure.
Outbreak Resolved When	When No new confirmed or probable COVID-19 cases after 28 days (two incubation periods) have passed since the most recent case's specimen collection date or illness onset date (whichever is later).	
Examples of Where Definition is Used	Parties, meetings, celebrations, recreational sports, fitness classes, etc.	Senior independent living facilities and other high risk community independent living settings (not meant for general community multifamily independent living settings).



22% of people testing positive for COVID-19 are associated with an outbreak.



Outbreaks

120 Active
106 Primary
14 Secondary

319 Resolved*

*See previous page for definitions of resolved outbreaks.

Congregate Care & Living

 784 cases among residents

 400 cases among facility staff

Schools & Child Care

 1450 cases among children & staff

4,456
Unique
Cases

Workplaces/Businesses

 965 cases among employees

Some cases may be counted in more than one outbreak. The unique case count is the cumulative outbreak count, where all cases are counted only once.

Acute & Outpatient Healthcare

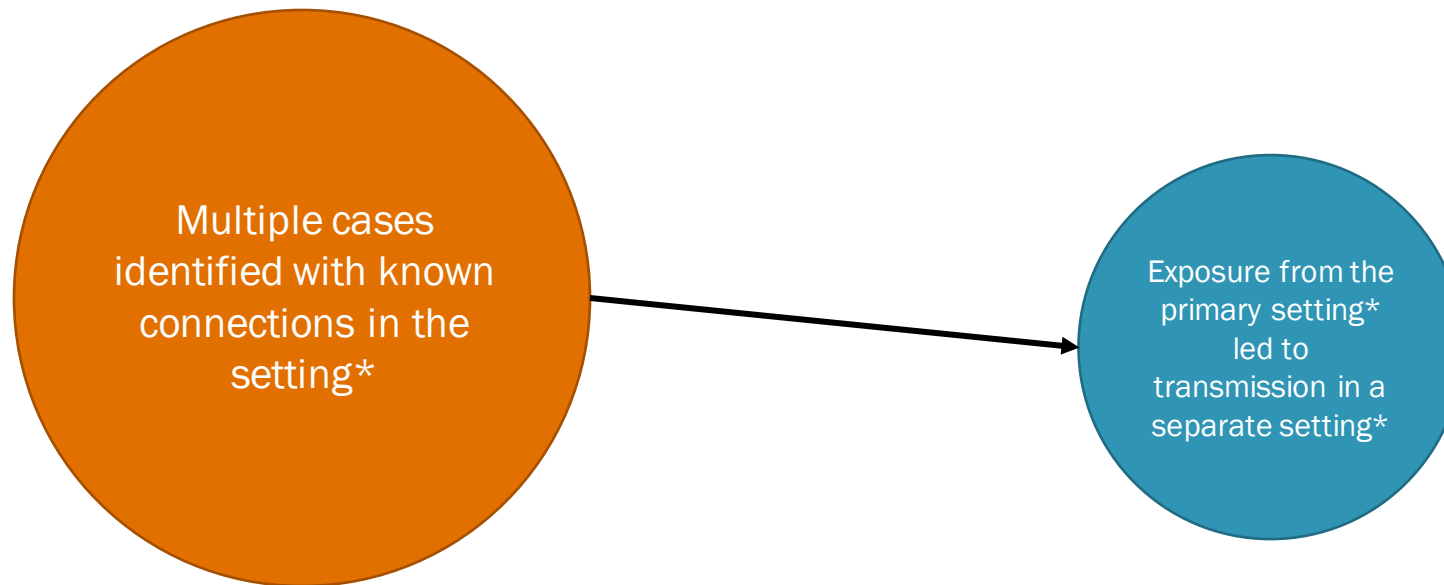
 90 cases

Community

 877 cases

34 primary outbreaks have led to 59 secondary outbreaks.

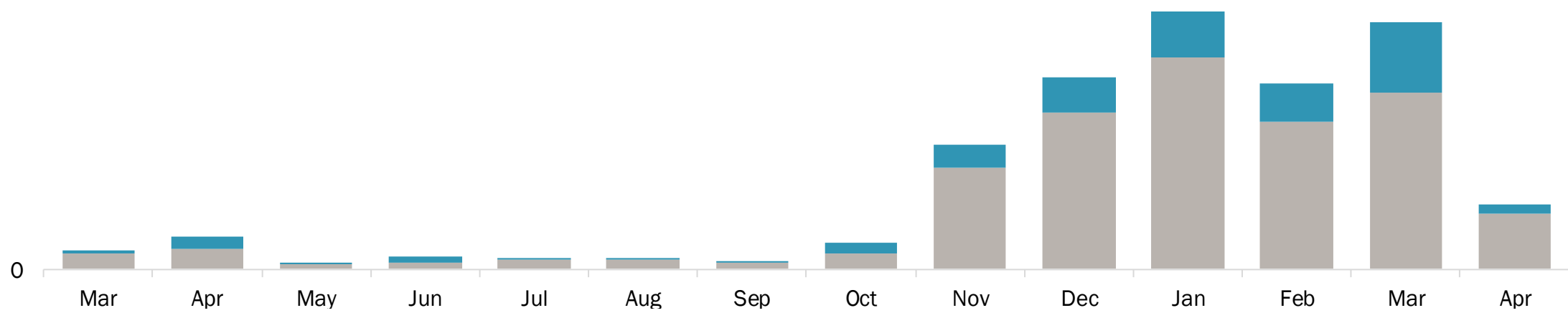
Secondary outbreaks are when multiple cases occur in a new setting as a result of spread from the primary outbreak. Transmission is largely, but not exclusively, happening among people interacting in small groups of people they trust in settings such as private parties, recreational sports, workplaces, and schools.



*See outbreak definitions on page 23 for setting descriptions.

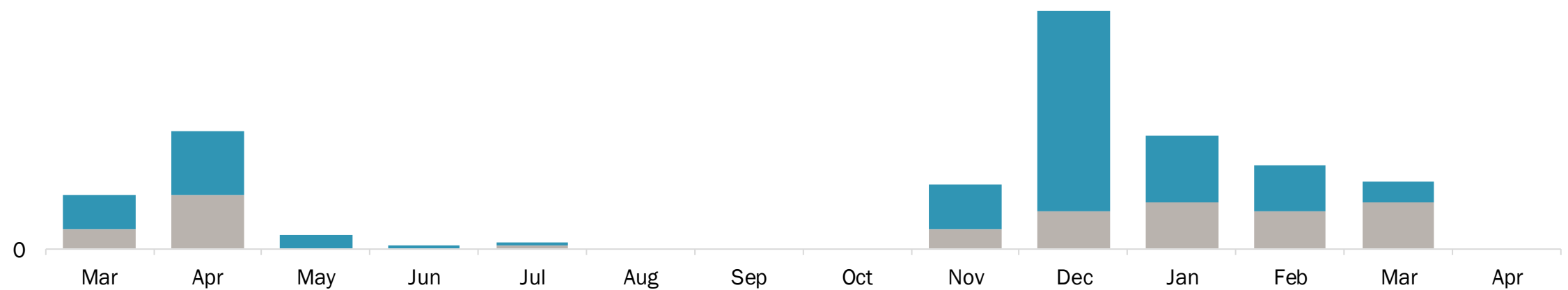
Vermont COVID-19 Cases Associated with an Outbreak Over Time

6000

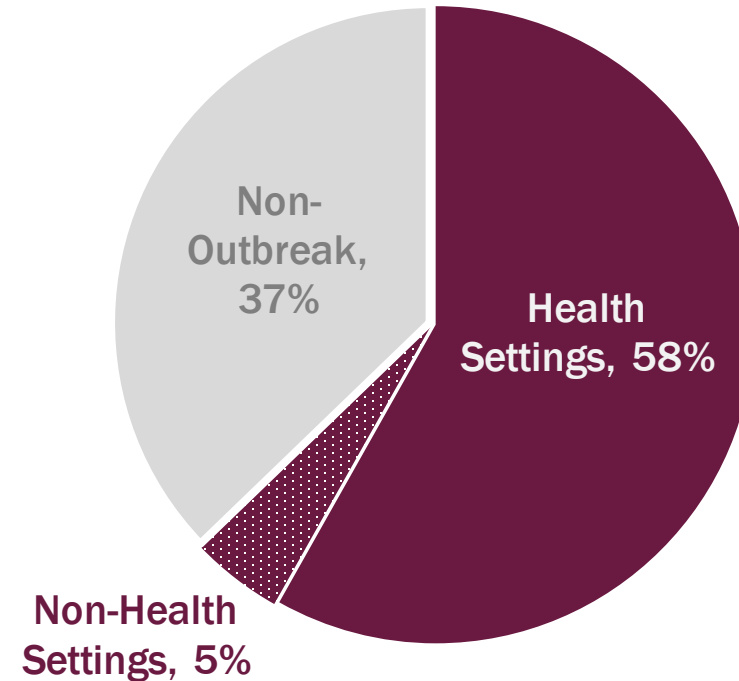
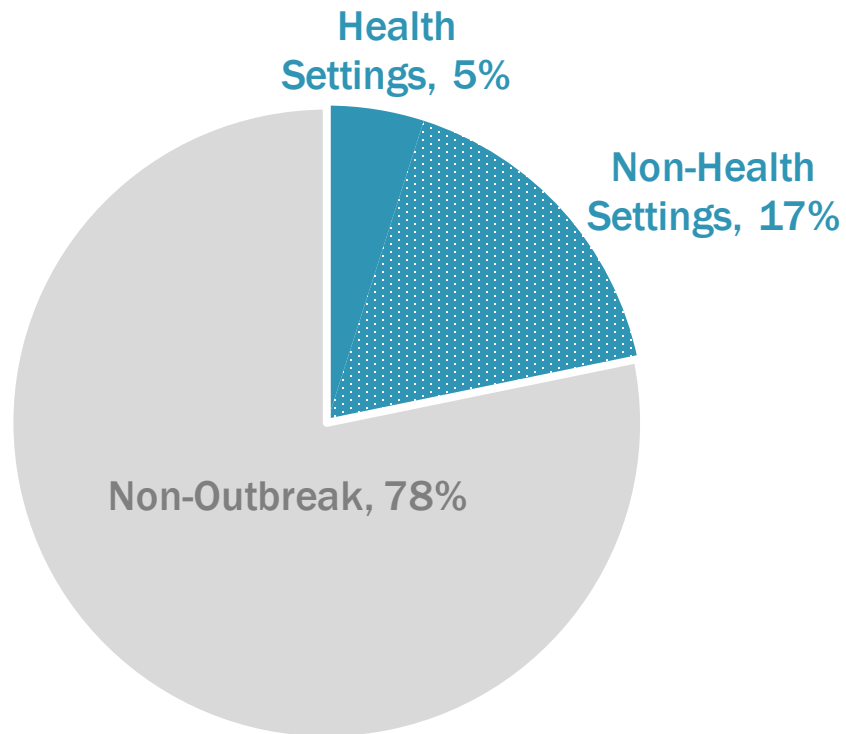


Vermont COVID-19 Deaths Associated with an Outbreak Over Time

80



While only 22% of all people testing positive for COVID-19 are associated with an outbreak, 63% of COVID-19-related deaths occur in outbreak settings.



Values in these charts are rounded to the nearest whole number and therefore may not always add to 100% due to error introduced in rounding.

Note: Examples of a health setting include long term care or assisted living facilities, therapeutic treatment centers, and behavioral health institutions. Examples of a non-health setting include correctional facilities, senior housing communities, businesses, and homeless shelters. Vermont has not experienced an outbreak in all health and non-health settings.

A similar percentage of **females** and **males** with COVID-19 are associated with outbreaks

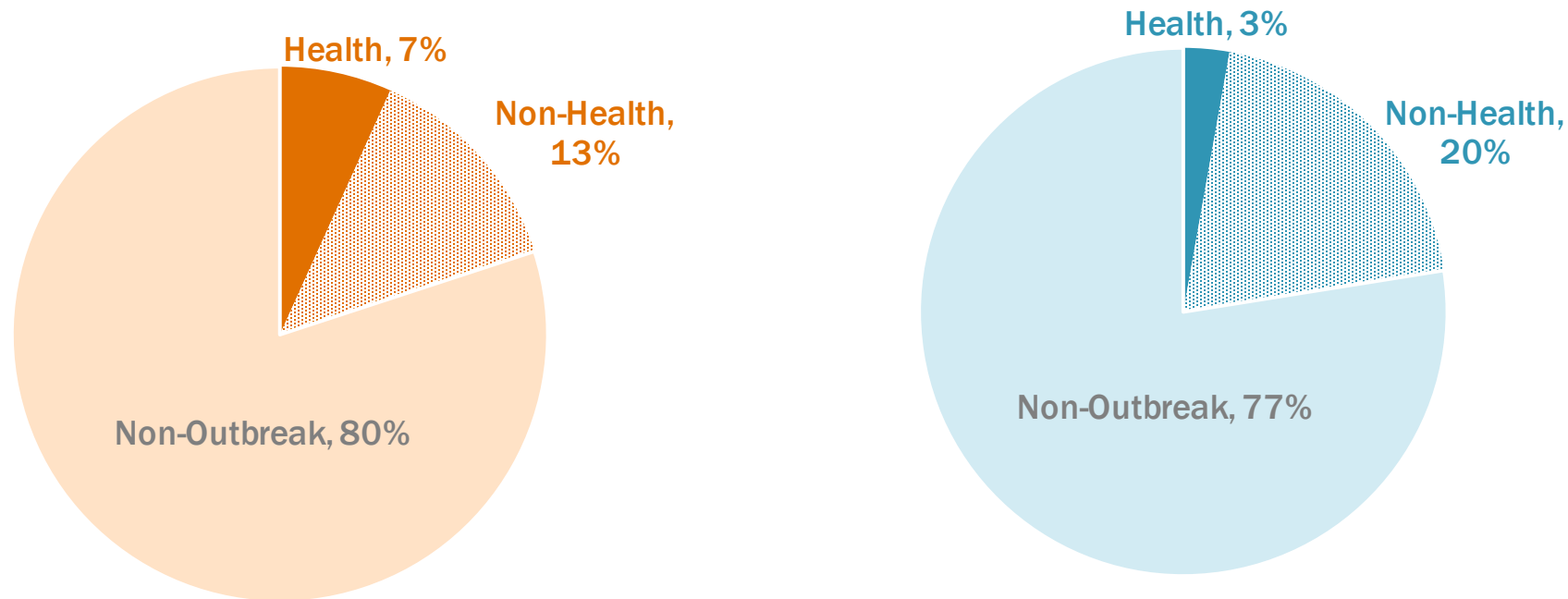


20% of **females** with COVID-19 are associated with an outbreak.



23% of **males** with COVID-19 are associated with an outbreak.

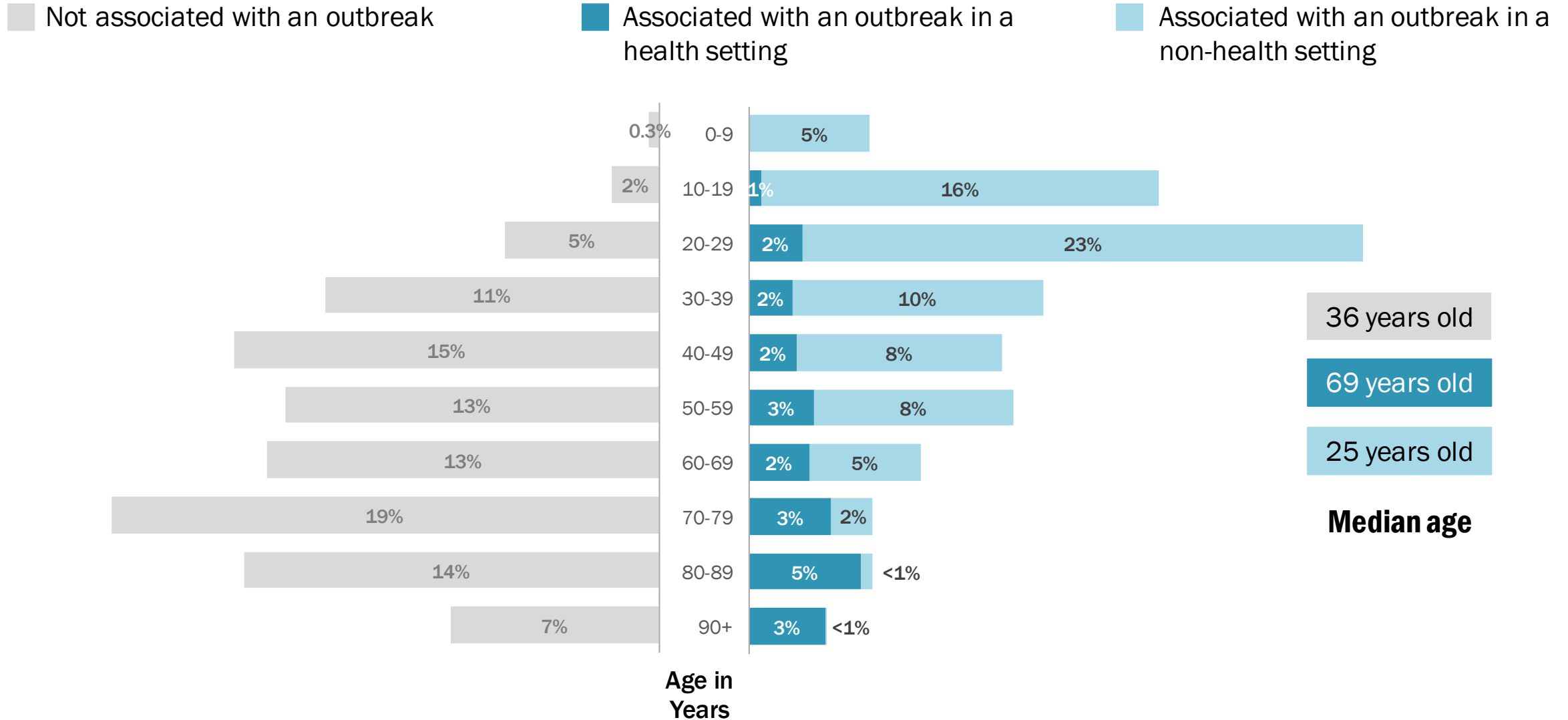
Females with COVID-19 are more likely to be associated with outbreaks in health settings than **males**.



Values in these charts are rounded to the nearest whole number and therefore may not always add to 100%. Percentages by outbreak type are rounded to the whole number, but combined totals consider the full percentages.

Note: Examples of a health setting include long-term care or assisted living facilities, therapeutic treatment centers, and behavioral health institutions. Examples of a non-health setting include correctional facilities, senior housing communities, businesses, and homeless shelters.

Percent of People Testing Positive for COVID-19 by Outbreak Status and Age

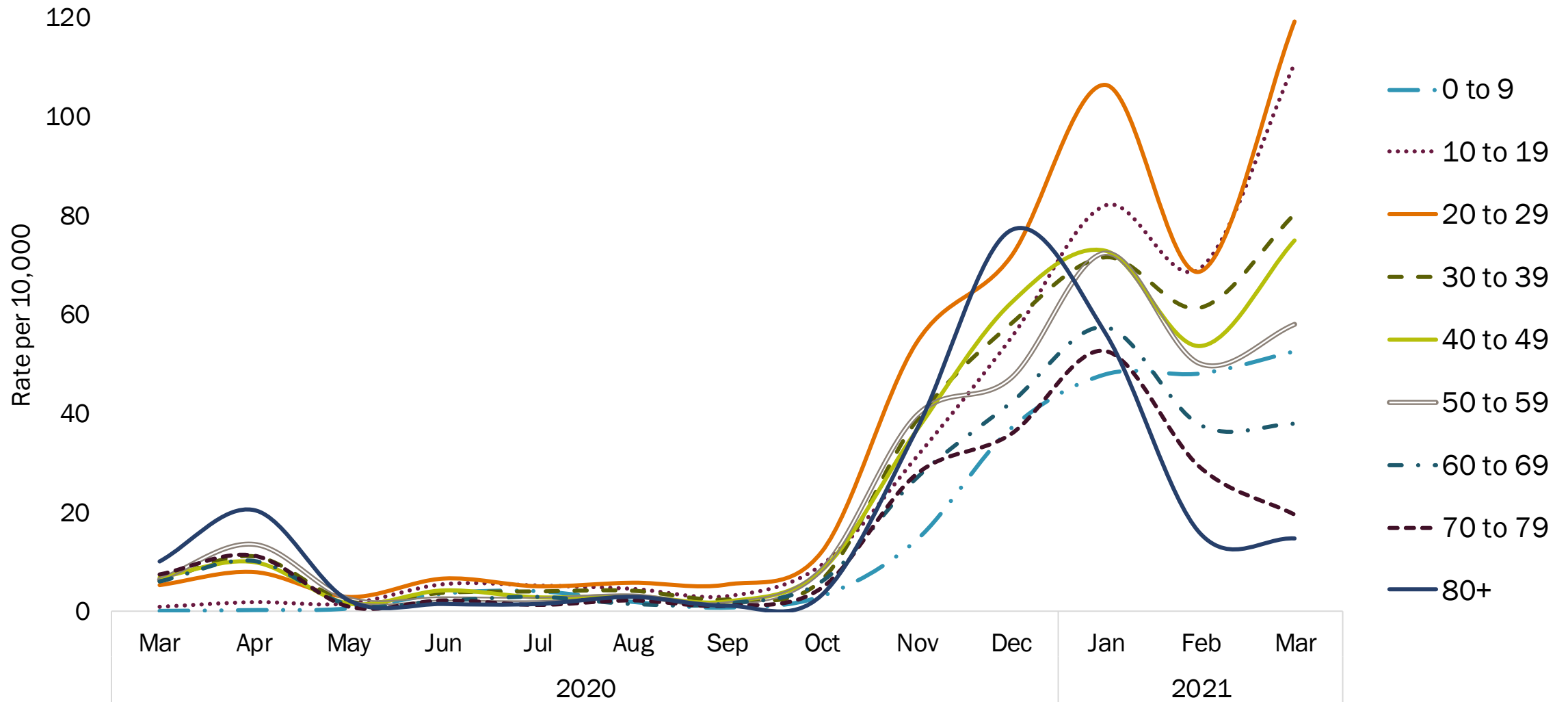


Note: Examples of a health setting include long-term care or assisted living facilities, therapeutic treatment centers, and behavioral health institutions. Examples of a non-health setting include correctional facilities, senior housing communities, businesses, and homeless shelters.

Weekly Spotlight: Age Rate Changes

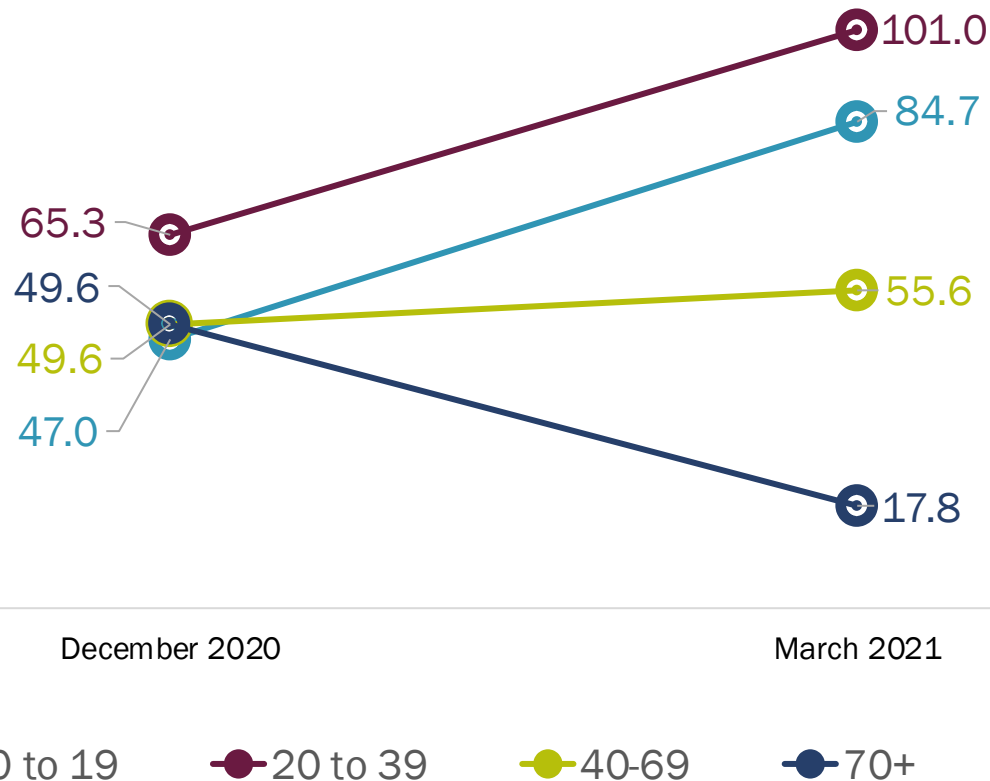
This spotlight focuses on rate of COVID-19 by age over time.

The rate of COVID-19 by age group has changed over time.



The rate of COVID-19 among those 70+ is nearly three times less in March 2021 than it was in December 2020. The rate among 20- to 39-year-olds and age 19 and under have increased.

Rate per 10,000



We can see the positive impacts of the vaccination efforts on the age groups that have had the opportunity to get vaccinated. Approximately 90% of Vermonters 70+ have received at least one dose of vaccine.

As younger Vermonters become eligible to schedule vaccination in April, it is important to continue take prevention steps like wearing masks, staying 6 feet apart, staying home when sick, and other COVID-19 precautions.



Learn more about COVID-19 in Vermont:

Web: www.healthvermont.gov/COVID-19

Email: AHS.VDHPublicCommunication@vermont.gov

See more data: [Weekly Data Summaries](#)