

Vermont COVID-19 Data Summary

Reflecting cases identified between
March 5, 2020 – December 1, 2021

Date published: December 3, 2021. This summary will be updated every other Friday.

Common Terms and Data Sources

This document contains information about people who have tested positive for COVID-19 in Vermont. You will find data presented in a few different ways throughout this document:

- **Count:** the number of people who have tested positive for COVID-19 (overall or in a particular group)
- **Rate:** the number of people who have tested positive for COVID-19 in a particular group, divided by the total number of people in that group. Using rates allows for more direct comparisons between groups.
- **Growth rate:** a measure of the percent change in COVID-19 cases over time; this tells us how quickly or slowly the disease is spreading in Vermont

For geographic information, please see the [COVID-19 Data Dashboard](#) or [Town Map](#). For more information on data sources, please see our [Data Notes](#) document. For information on cases in schools, see [COVID-19 Cases in Vermont K-12 Learning Communities While Infectious](#).

Table of Contents

Click on a box below to jump to that section

Overview of COVID-
19 in Vermont

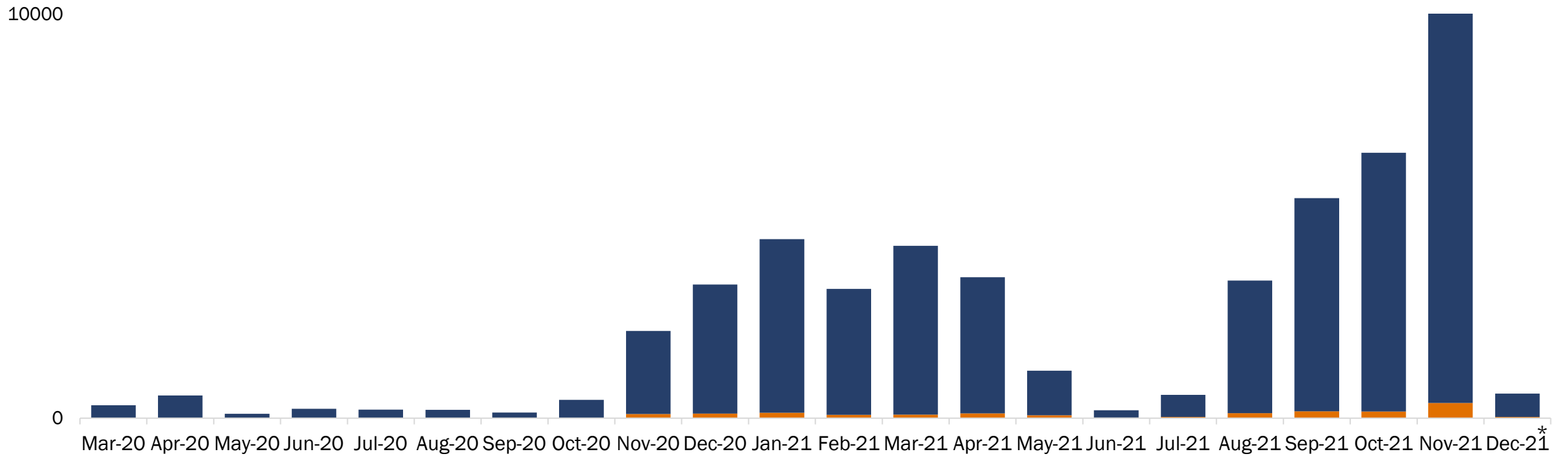
Clinical Course

Vaccine
Breakthrough

COVID-19 in Vermont

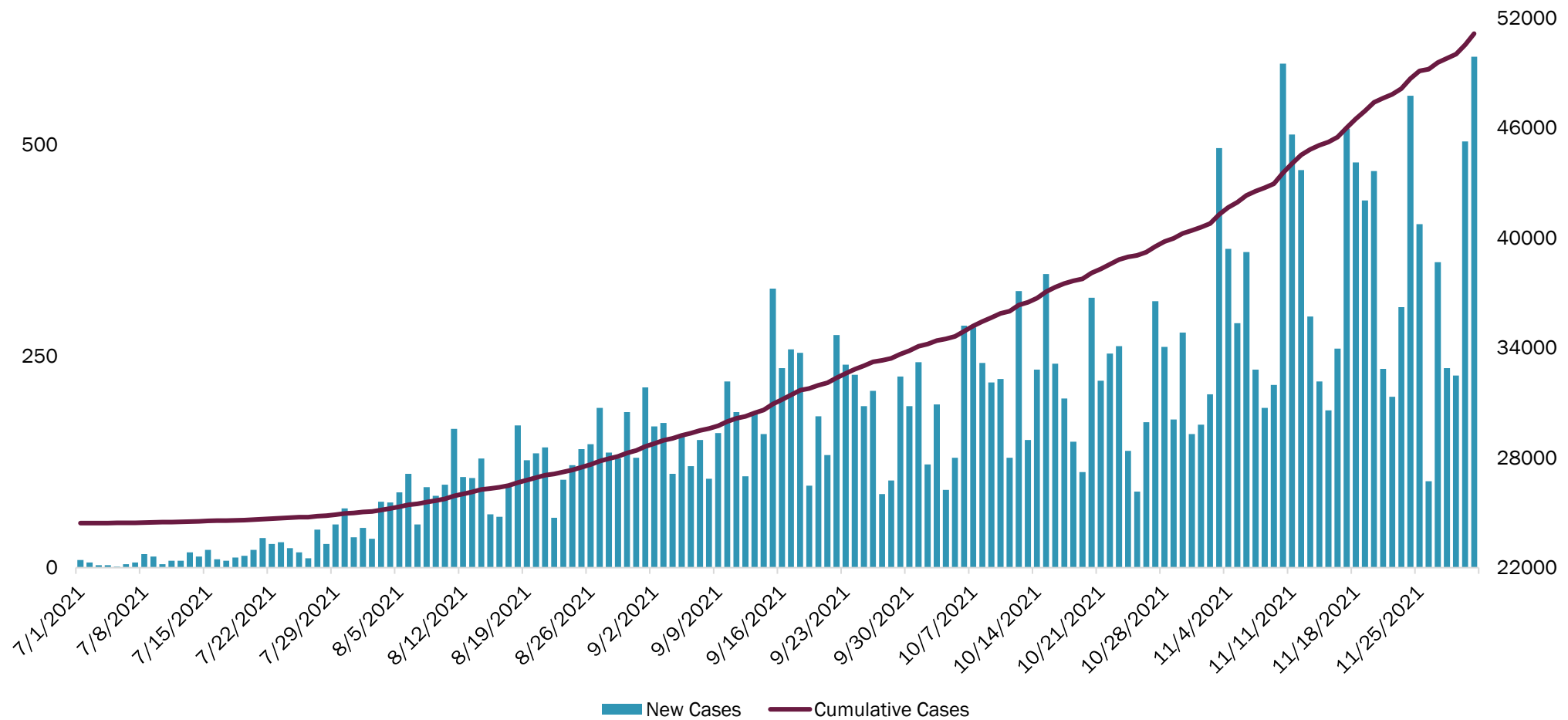
An overview of our number of cases to date

Total Number of **Confirmed** and **Probable** Cases in Vermont: 51,113



*December 2021 is a partial month of data.

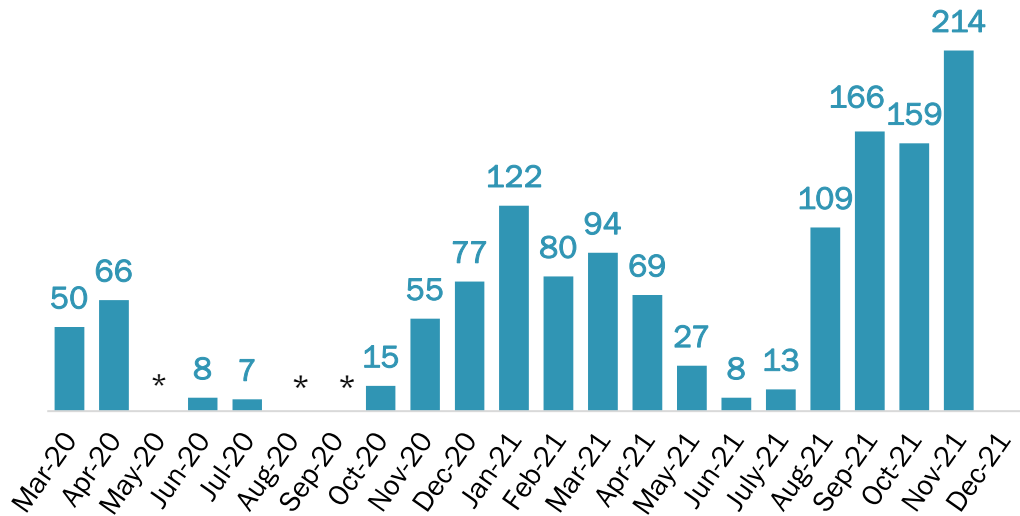
The proportion of Vermont cases of the Delta variant began to increase in early July. This more infectious variant resulted in steady case growth throughout August to November.



Clinical Course

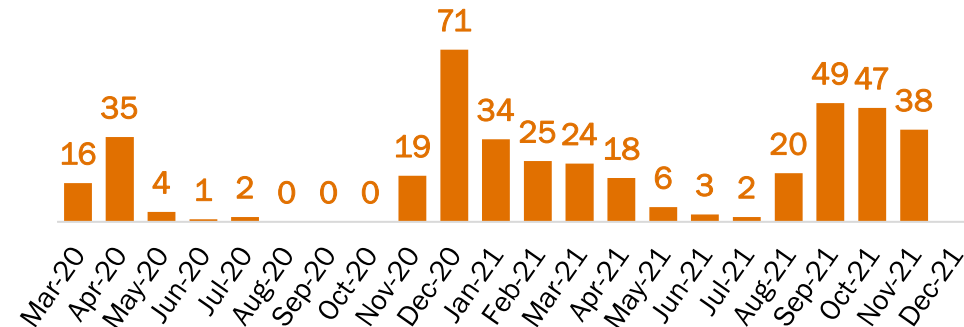
How many Vermonters have been hospitalized? How many have died?

Number of Hospitalizations Over Time



*Values suppressed due to small numbers.

Number of Deaths Over Time



Note: On April 9, 2021 the methodology for generating this graph changed. It now shows number of deaths by the month in which the person died, not the month in which their case of COVID-19 was reported to the Health Department.

Note: December 2021 is a partial month of data.

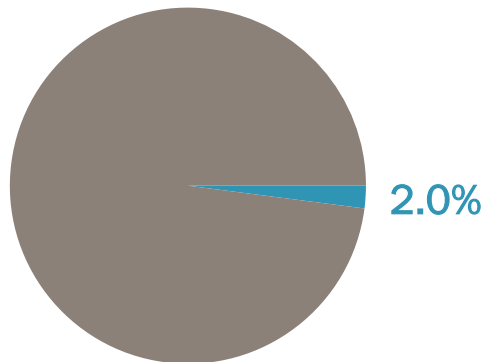
Vaccine Breakthrough Cases

How many cases are among fully vaccinated Vermonters?

**Vaccines prevent the vast majority of severe hospitalizations and deaths.
A small number of fully vaccinated people will still get COVID-19.**

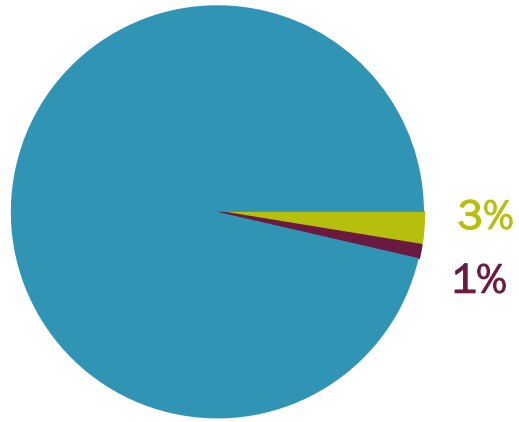
**When a fully vaccinated person gets infected with COVID-19, that's called vaccine breakthrough.
Vaccine breakthrough happens with any vaccine including measles, mumps, flu and others.**

Fully vaccinated Vermonters



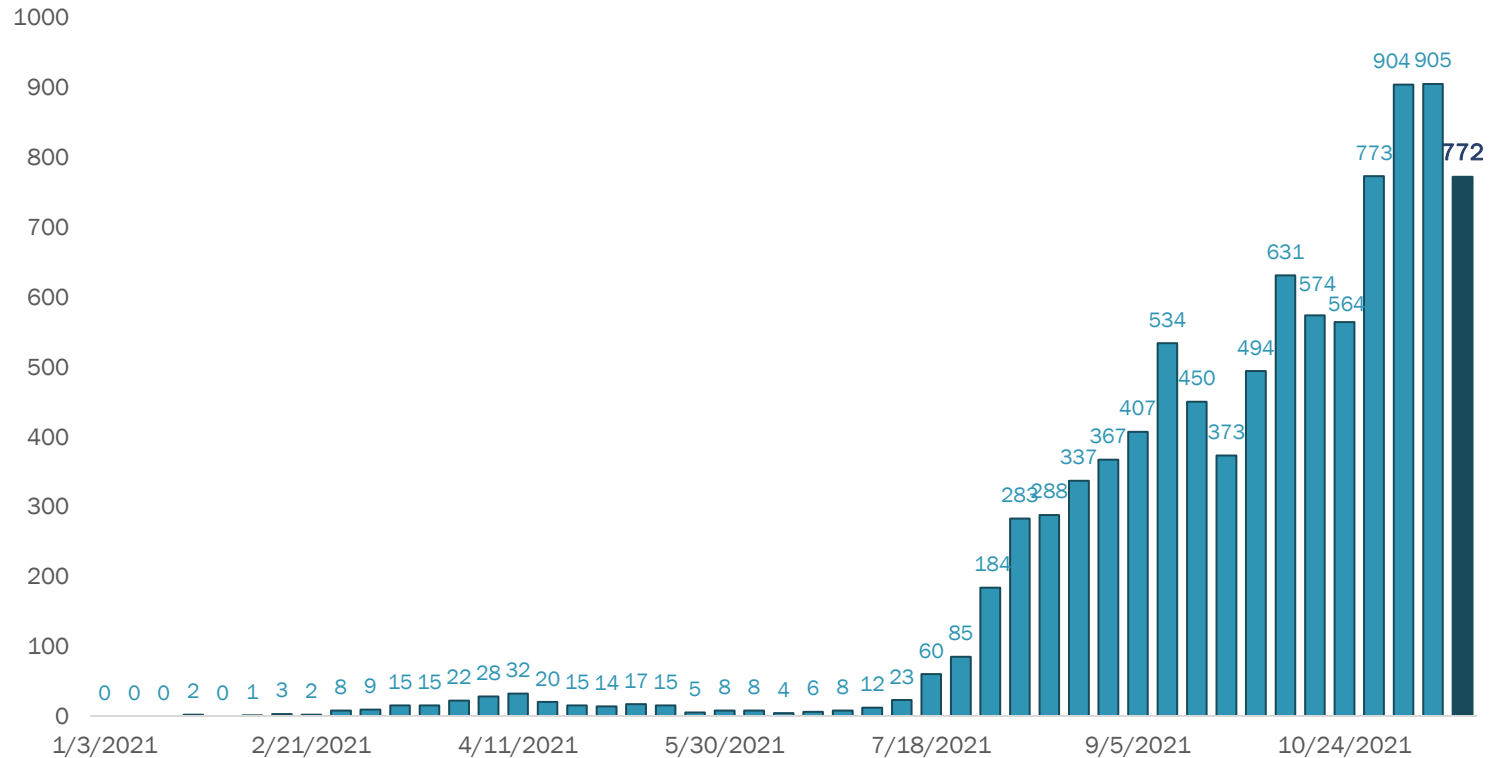
**About 444,300 people have been fully vaccinated in Vermont.
The breakthrough cases represent a small portion, about 2.0%,
of the fully vaccinated population.**

Cases COVID-19 Among Fully Vaccinated Vermont Residents Since January 2021



To date there have been **239 hospitalizations** and **95 deaths** among the **9,277 cases** of vaccine breakthrough.

Fully Vaccinated COVID-19 Cases by Week



Definition of fully vaccinated: 14 days after administration of the second dose of the Pfizer or Moderna vaccine, and 14 days after the administration of the single Johnson and Johnson dose.

Source: Vermont Department of Health, 2020-2021.



Learn more about COVID-19 in Vermont:

Web: www.healthvermont.gov/COVID-19

Email: AHS.VDHPublicCommunication@vermont.gov

See more data: [Weekly Data Summaries](#)