

# Vermont COVID-19 Data Summary

Reflecting cases identified between  
March 5, 2020 – January 20, 2022



Date published: January 21, 2022. This summary will be updated every other Friday.



# Common Terms and Data Sources

This document contains information about people who have tested positive for COVID-19 in Vermont. You will find data presented in a few different ways throughout this document:

- **Count:** the number of people who have tested positive for COVID-19 (overall or in a particular group)
- **Rate:** the number of people who have tested positive for COVID-19 in a particular group, divided by the total number of people in that group. Using rates allows for more direct comparisons between groups.
- **Growth rate:** a measure of the percent change in COVID-19 cases over time; this tells us how quickly or slowly the disease is spreading in Vermont

For geographic information, please see the [COVID-19 Data Dashboard](#) or [Town Map](#). For more information on data sources, please see our [Data Notes](#) document. For information on cases in schools, see [COVID-19 Cases in Vermont K-12 Learning Communities While Infectious](#).

# Table of Contents

Click on a box below to jump to that section

Overview of COVID-  
19 in Vermont

Clinical Course

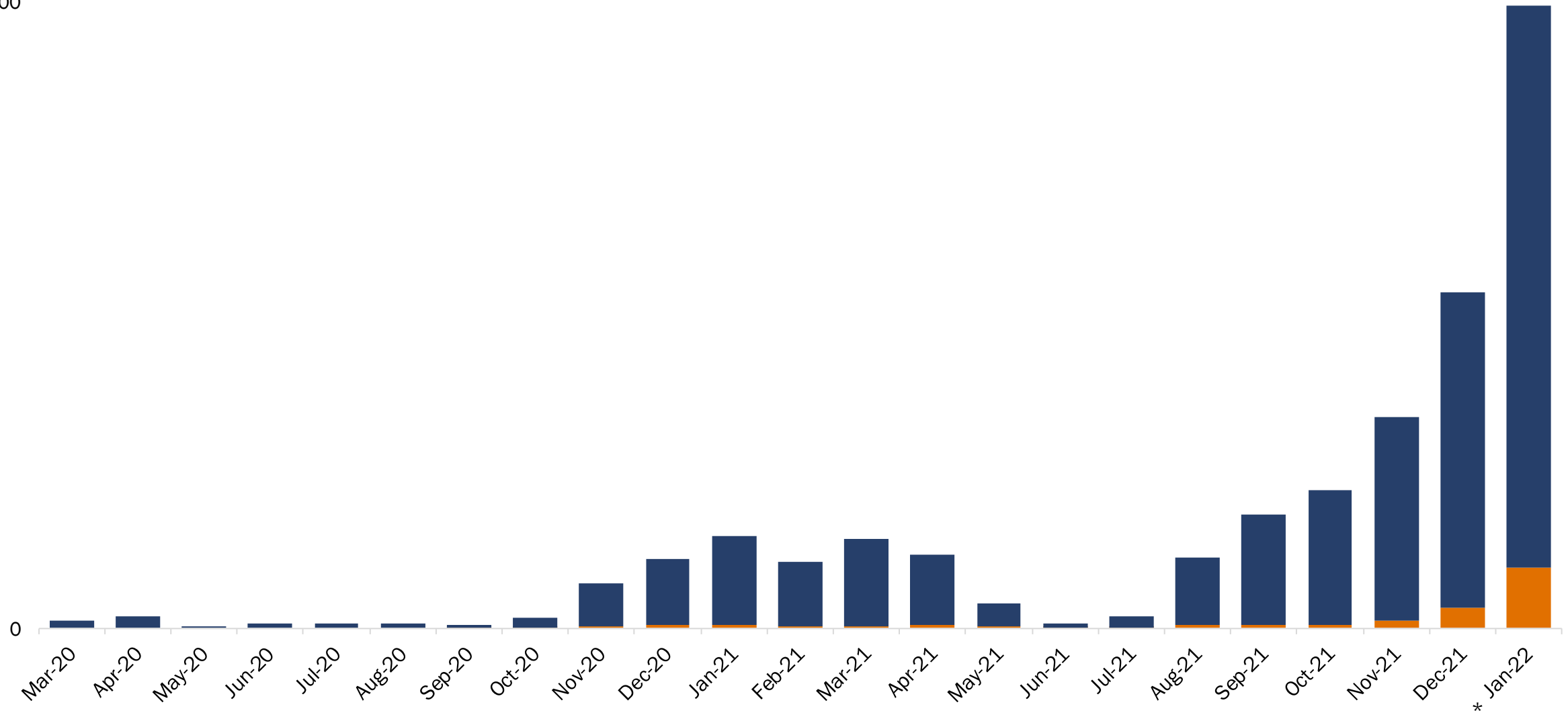
Vaccine  
Breakthrough

# COVID-19 in Vermont

An overview of our number of cases to date

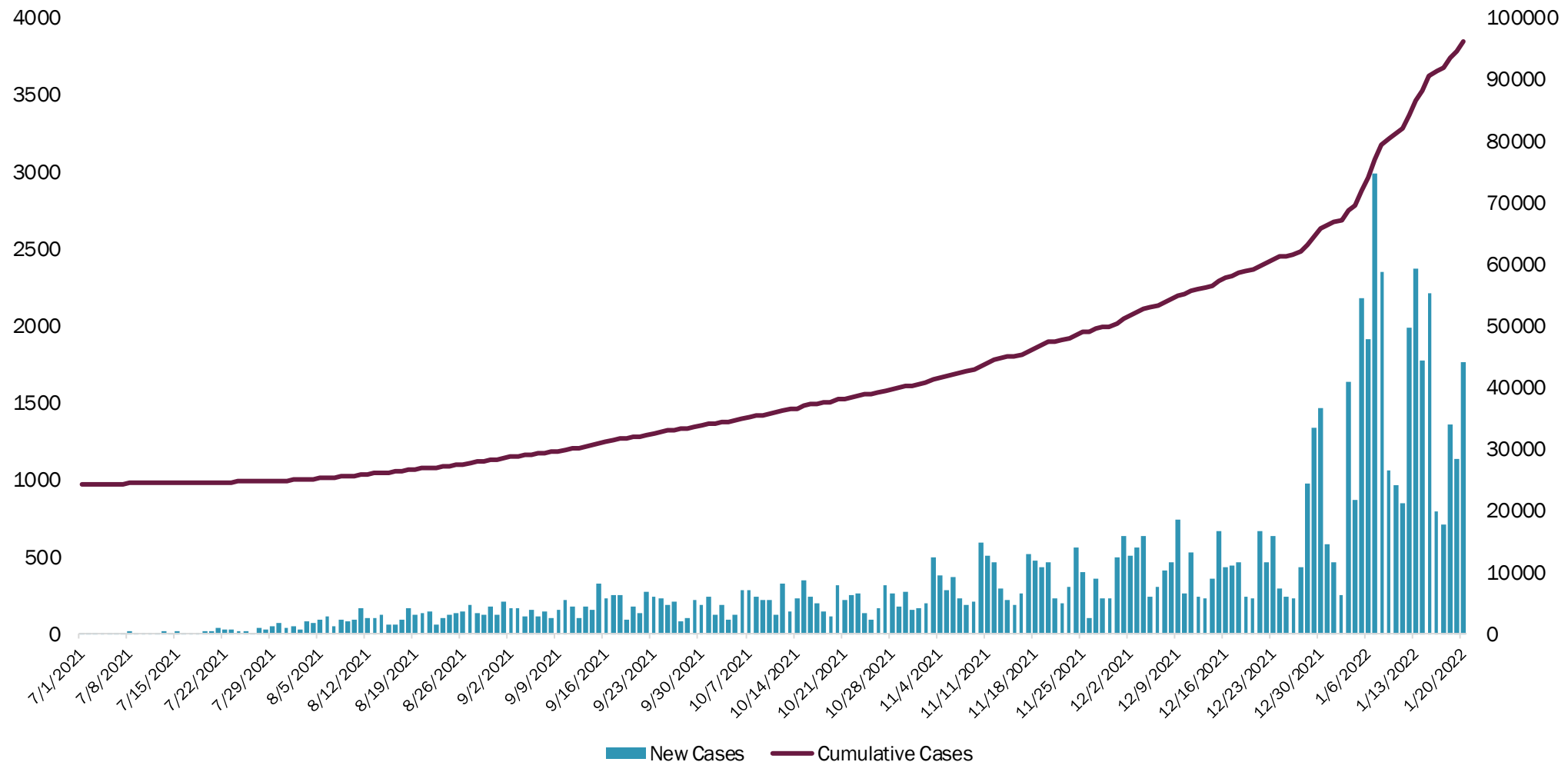
# Total Number of **Confirmed** and **Probable** Cases in Vermont: 96,412

30000



\*January 2022 is a partial month of data.

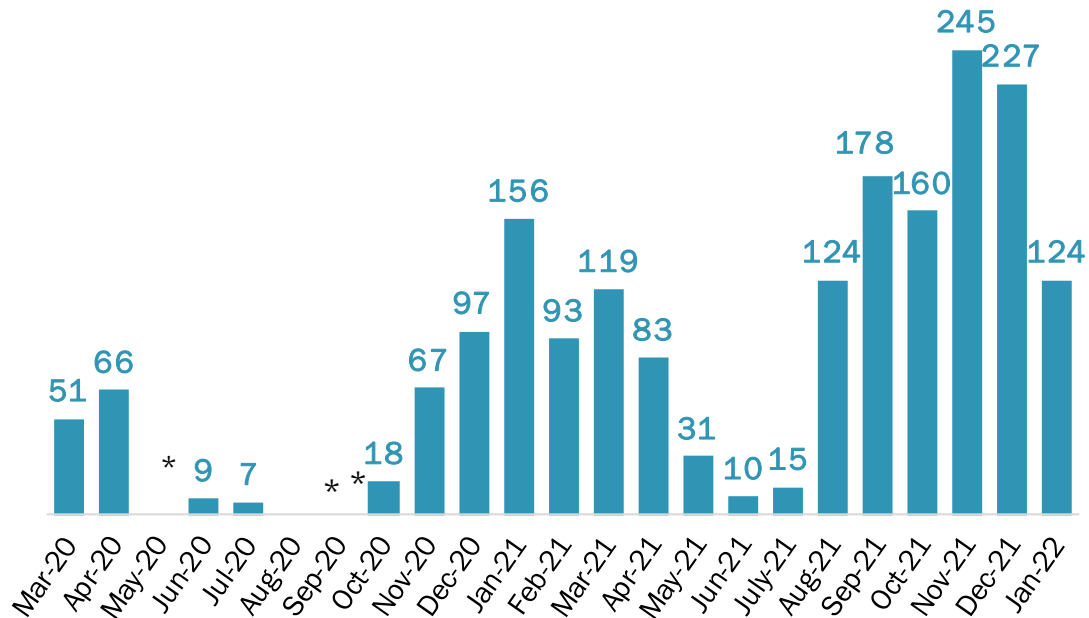
**The proportion of Vermont cases of the Delta variant began to increase in early July. This more infectious variant resulted in steady case growth throughout August to December. In December, the Omicron variant arrived in Vermont and has further increased case growth.**



# Clinical Course

How many Vermonters have been hospitalized? How many have died?

## Number of Hospitalizations Over Time

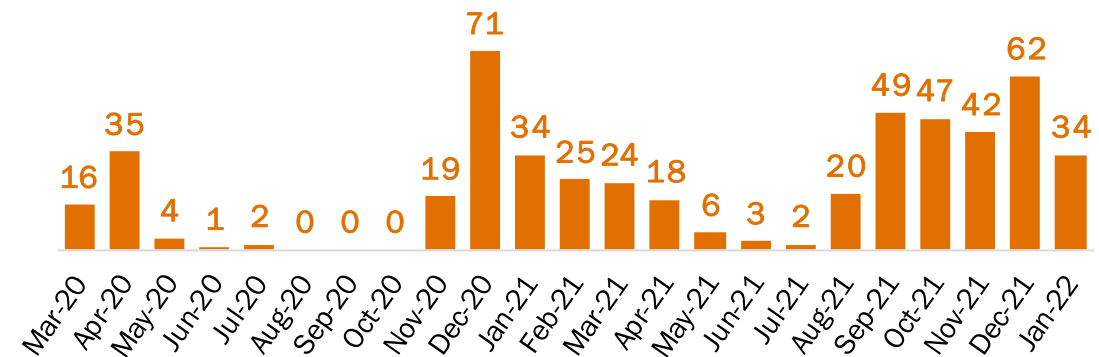


\*Values suppressed due to small numbers.

Note: On January 7, 2022 historic hospitalizations increased for some months. This was due to additional hospitalizations being identified via routine data cleaning.

Note: January 2022 is a partial month of data.

## Number of Deaths Over Time



Note: On April 9, 2021 the methodology for generating this graph changed. It now shows number of deaths by the month in which the person died, not the month in which their case of COVID-19 was reported to the Health Department.



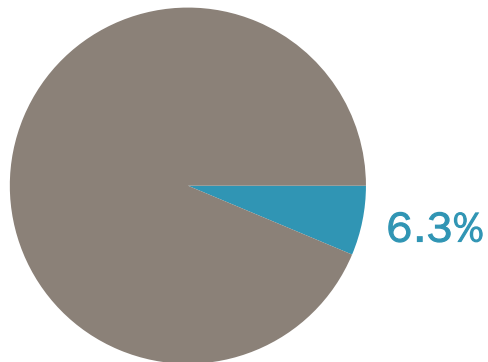
# Vaccine Breakthrough Cases

How many cases are among fully vaccinated Vermonters?

**Vaccines prevent the vast majority of severe hospitalizations and deaths.  
A small number of fully vaccinated people will still get COVID-19.**

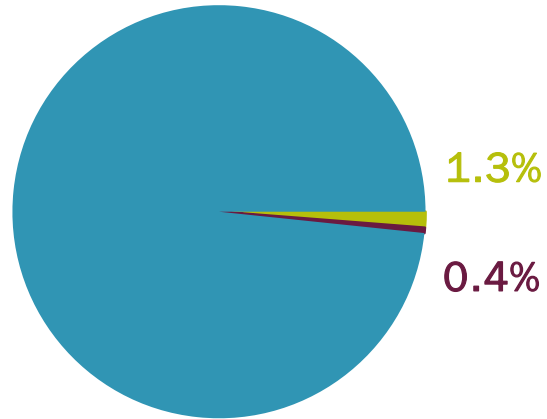
**When a fully vaccinated person gets infected with COVID-19, that's called vaccine breakthrough.  
Vaccine breakthrough happens with any vaccine including measles, mumps, flu and others.**

Fully vaccinated Vermonters

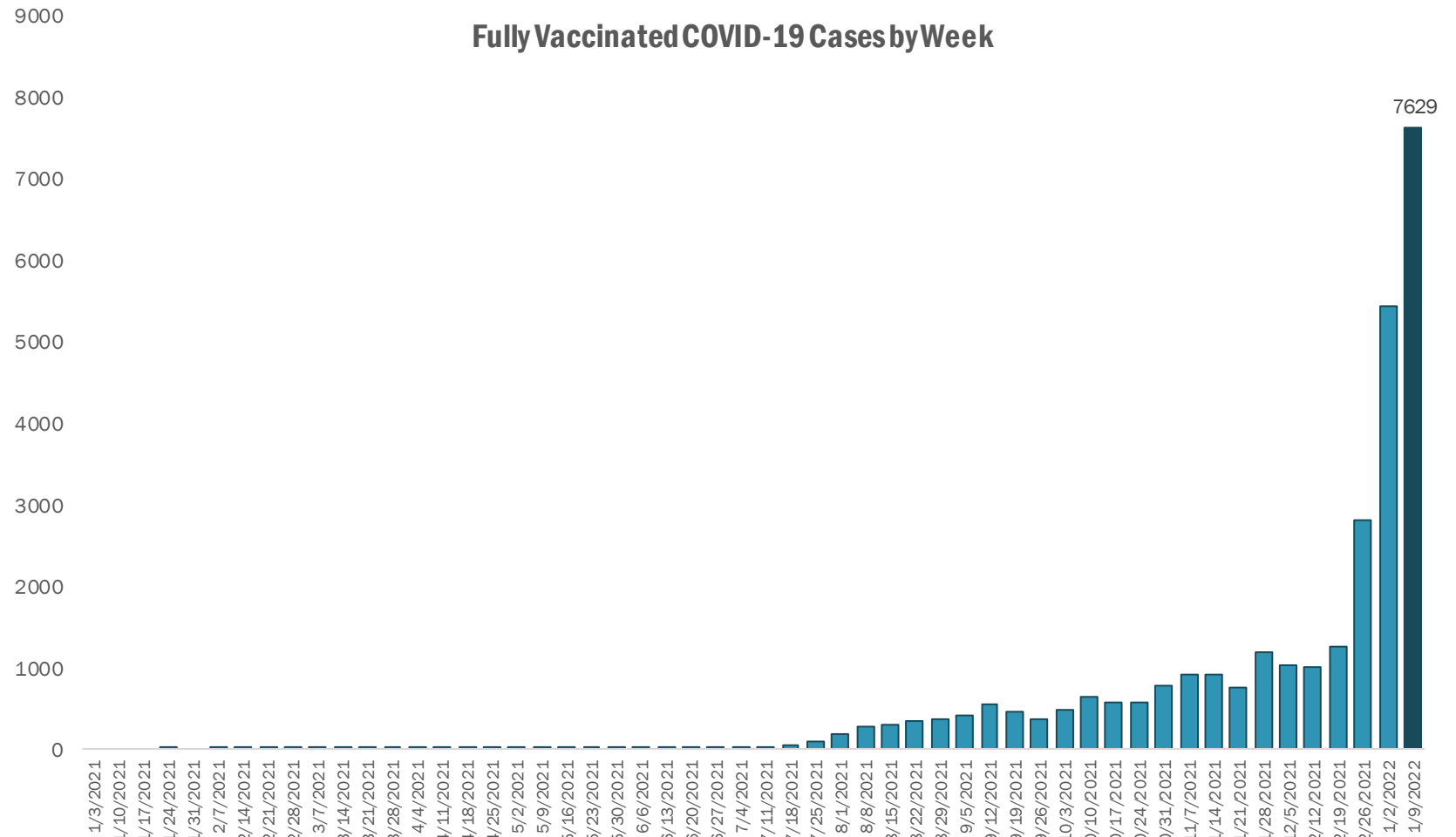


**About 474,000 people have been fully vaccinated in Vermont.  
The breakthrough cases represent a small portion, about 6.3%,  
of the fully vaccinated population.**

# Cases COVID-19 Among Fully Vaccinated Vermont Residents Since January 2021



To date there have been **377 hospitalizations** and **132 deaths** among the **29,993 cases** of vaccine breakthrough.



Definition of fully vaccinated: 14 days after administration of the second dose of the Pfizer or Moderna vaccine, and 14 days after the administration of the single Johnson and Johnson dose.

Source: Vermont Department of Health, 2020-2021.



## Learn more about COVID-19 in Vermont:

**Web:** [www.healthvermont.gov/COVID-19](http://www.healthvermont.gov/COVID-19)

**Email:** [AHS.VDHPublicCommunication@vermont.gov](mailto:AHS.VDHPublicCommunication@vermont.gov)

**See more data:** [Weekly Data Summaries](#)