

Data from the Statewide Incident Reporting Network (SIREN) and the Vermont EMS Office were analyzed for COVID-19 topics of interest for the week of May 10, 2020 – May 16, 2020. Topics of interest include:

- Assessing the impacts of COVID-19 on the Vermont EMS system, including reduced call volume.
- Measuring the PPE consumption (“burn rate”) in Vermont EMS.
- Evaluating potential EMS COVID-19 calls through supplemental questions.

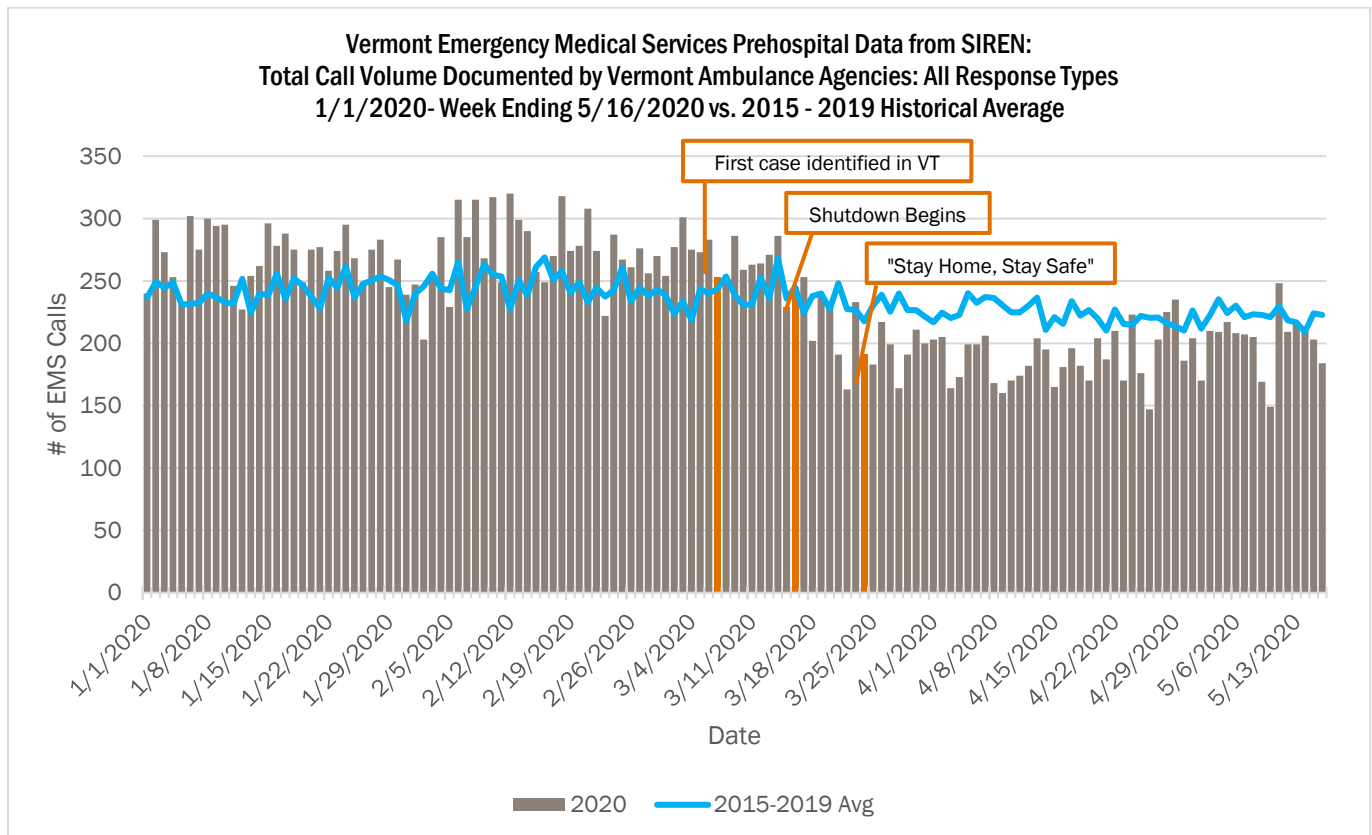
The data in this summary are preliminary and subject to change.

EMS Call Volume

EMS agencies have observed a significant decrease in call volumes for all response types, particularly 911 calls, interfacility and medical transports, mutual aid responses, and intercepts.

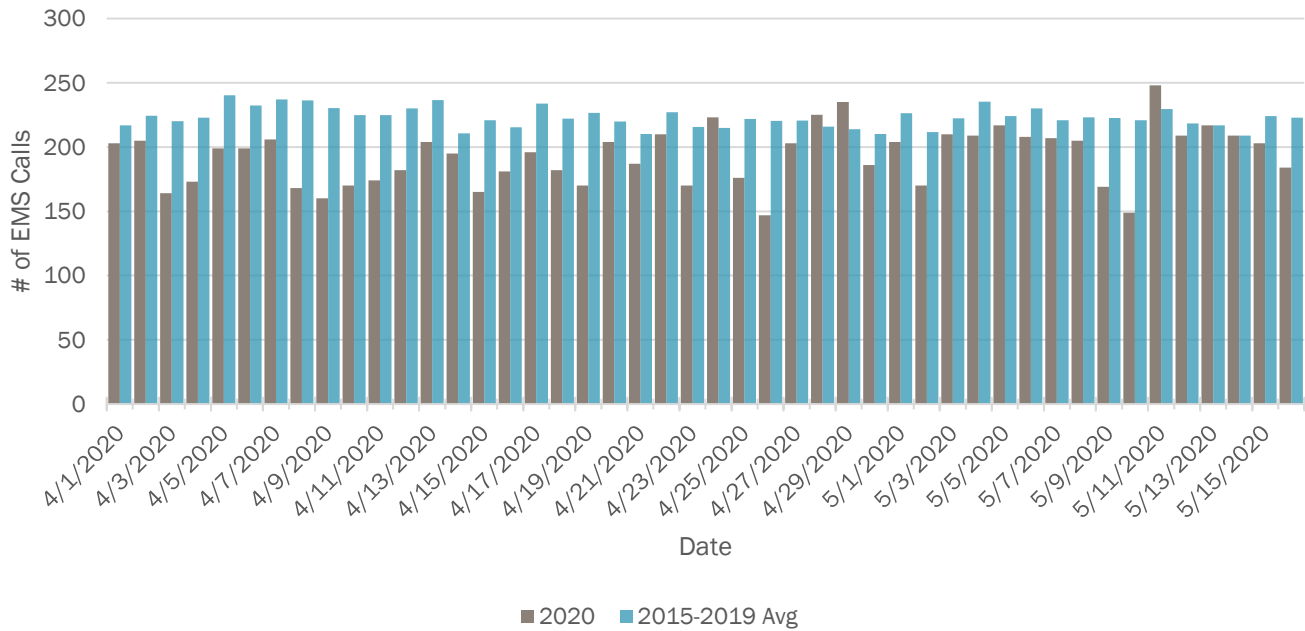
The graphs below display call volume data for 2020 compared to the 2015-2019 historical average for Vermont ambulance agencies.

911 responses documented in SIREN were approximately 14.1% lower than at this time last year

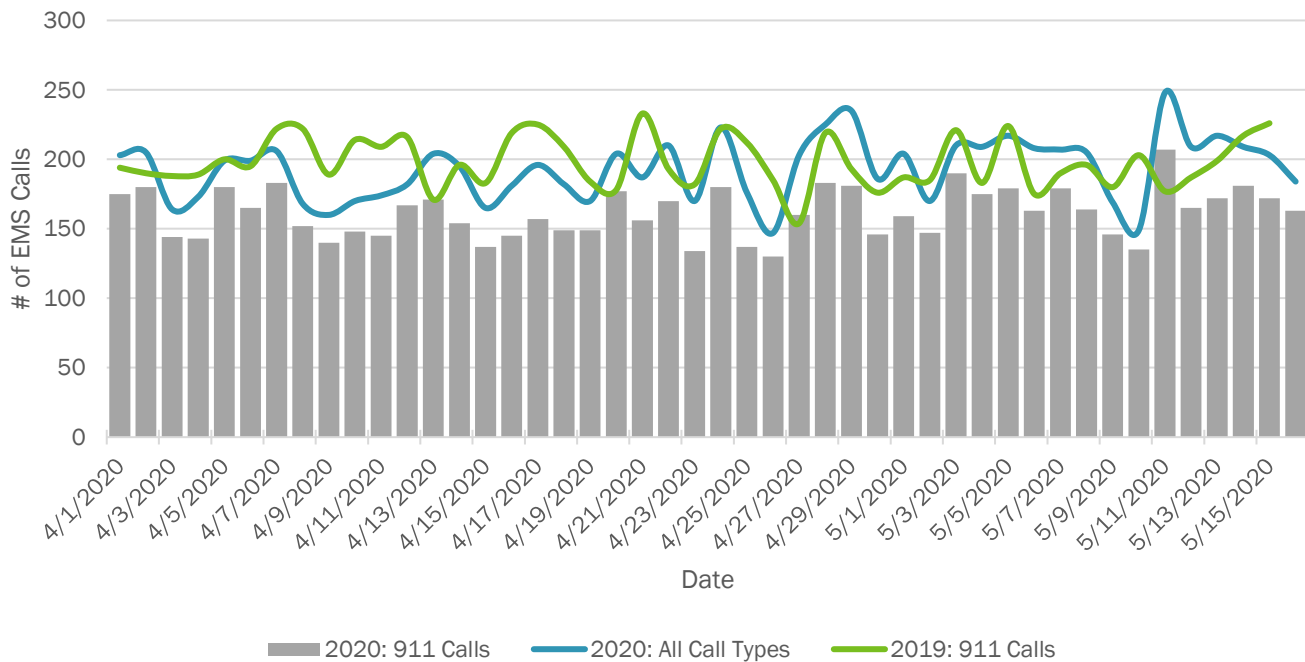


Vermont Emergency Medical Services Data

**Vermont Emergency Medical Services Prehospital Data from SIREN:
Total Call Volume Documented by Vermont Ambulance Agencies: All Response Types
April 1 - May 16, 2020 vs. 2015 - 2019 Historical Average**



**Vermont Emergency Medical Services Prehospital Data from SIREN:
911 and Total Call Volume Documented by Vermont Ambulance Agencies
April 1 - May 16, 2020 vs. April 1 - May 16, 2019**



*First response agency data were excluded from analysis. This is to account for the increase in the number of first response agencies reporting data into SIREN as time progresses compared to the number of agencies that reported data into SIREN historically.

**Numbers may be underreported due to potential lag in reporting.

Disposable PPE Use by Vermont Ambulance and First Response Agencies

Measuring the PPE consumption rate, also referred to as the “burn rate”, helps the state and EMS agencies plan and optimize the use of PPE for response to COVID-19. The burn rate can help the state better understand the specific resource needs that exist and help the state advocate for PPE resources at the federal level. This information can be used to estimate how long the remaining supply of PPE will last, based on the average consumption rate, and can help make projections for future needs.

	Week	Cumulative
	May 10 - May 16, 2020	April 5 - May 16, 2020
Documented Amount of Disposable PPE	2,555	12,412
Face Mask	524	2,469
Face Shield	228	1,054
Gloves	733	3,560
Gown	203	1,084
N-95	411	2,054
Protective Eyewear	456	2,191

**Please note that the PPE numbers listed in the table above only represent what was documented in the PPE grid in SIREN by EMS providers. Therefore, it is possible that the numbers in the table above are an underrepresentation of the actual amount of PPE used.*

COVID-19 Supplemental Questions

	Week
	May 10 - May 16, 2020
Was the patient screened by EMS for COVID-19 symptoms?	
Yes	853
No	116
Blank	8
Has the patient had contact with someone being monitored for or diagnosed with COVID-19 within 14 days of symptom onset?	
Yes	19
No	668
Unknown	242
N/A	47

Vermont Emergency Medical Services Data

Did the patient have symptoms consistent with COVID-19 (fever, cough, shortness of breath)?	
Yes	150
No	765
N/A	62
If EMS suspects or knows that the patient has COVID-19, was the receiving facility notified?	
Yes	144
No	86
N/A	736

For more information: SIREN@vermont.gov